

CINCINNATI BENGALS 2002 MEDIA GUIDE



2002
MEDIA GUIDE





2002

INTRODUCING A NEW DIVISION ALIGNMENT



AMERICAN FOOTBALL CONFERENCE

EAST



BUFFALO BILLS



MIAMI DOLPHINS



NEW ENGLAND PATRIOTS



NEW YORK JETS

NORTH



BALTIMORE RAVENS



CINCINNATI BENGALS



CLEVELAND BROWNS



PITTSBURGH STEELERS

SOUTH



HOUSTON TEXANS



INDIANAPOLIS COLTS



JACKSONVILLE JAGUARS



TENNESSEE TITANS

WEST



DENVER BRONCOS



KANSAS CITY CHIEFS



OAKLAND RAIDERS



SAN DIEGO CHARGERS



NATIONAL FOOTBALL CONFERENCE

EAST



DALLAS COWBOYS



NEW YORK GIANTS



PHILADELPHIA EAGLES



WASHINGTON REDSKINS

NORTH



CHICAGO BEARS



DETROIT LIONS



GREEN BAY PACKERS



MINNESOTA VIKINGS

SOUTH



ATLANTA FALCONS



CAROLINA PANTHERS



NEW ORLEANS SAINTS



TAMPA BAY BUCCANERS

WEST



ARIZONA CARDINALS



ST. LOUIS RAMS



SAN FRANCISCO 49ERS



SEATTLE SEAHAWKS



CINCINNATI BENGALS

One Paul Brown Stadium, Cincinnati, Ohio 45202

(513) 621-3550

FAX: (513) 621-3570

Ticket Office: (513) 621-TDTD (621-8383)

www.bengals.com

— 2002 SCHEDULE —

PRESEASON

DAY	DATE	OPPONENT	TIME
Fri.	Aug. 9	at Buffalo	7:30 p.m.
Sat.	Aug. 17	at Indianapolis	8:00 p.m.
Sat.	Aug. 24	NEW ORLEANS	7:30 p.m.
Thurs.	Aug. 29	ATLANTA	7:30 p.m.

REGULAR SEASON

DAY	DATE	OPPONENT	TIME
Sun.	Sept. 8	SAN DIEGO	1:00 p.m.
Sun.	Sept. 15	at Cleveland	1:00 p.m.
Sun.	Sept. 22	at Atlanta	8:30 p.m.
Sun.	Sept. 29	TAMPA BAY	4:05 p.m.
Sun.	Oct. 6	at Indianapolis	1:00 p.m.
Sun.	Oct. 13	PITTSBURGH	1:00 p.m.
Sun.	Oct. 20	— BYE —	
Sun.	Oct. 27	TENNESSEE	1:00 p.m.
Sun.	Nov. 3	at Houston	1:00 p.m.
Sun.	Nov. 10	at Baltimore	1:00 p.m.
Sun.	Nov. 17	CLEVELAND	1:00 p.m.
Sun.	Nov. 24	at Pittsburgh	1:00 p.m.
Sun.	Dec. 1	BALTIMORE	1:00 p.m.
Sun.	Dec. 8	at Carolina	1:00 p.m.
Sun.	Dec. 15	JACKSONVILLE	1:00 p.m.
Sun.	Dec. 22	NEW ORLEANS	1:00 p.m.
Sun.	Dec. 29	at Buffalo	1:00 p.m.

HOME GAMES IN ORANGE

All times listed are Eastern

BENGALS STAFF DIRECTORY

— ADMINISTRATION —

President
Mike Brown

Executive Vice President
Katie Blackburn

Vice President
John Sawyer

Business Development
Troy Blackburn

Business Manager
Bill Connelly

Chief Financial Officer
Bill Scanlon

Controller
Johanna Kappner

Director of Technology
Jo Ann Ralstin

Bengals.com Editor
Geoff Hobson

Director of Player Relations
Eric Ball

Administration Assistant
Jan Sutton

Business Assistant
Terri Stewart

Receptionist
Teri Moratschek

— PLAYER PERSONNEL —

Senior Vice President — Player Personnel
Pete Brown

Vice President — Player Personnel
Paul Brown

Director of Football Operations
Jim Lippincott

Director of Player Personnel
Duke Tobin

Scouting Consultant
John Cooper

Personnel Assistant
Debbie LaRocco

— PUBLIC RELATIONS —

Public Relations Director
Jack Brennan

Assistant Public Relations Director
PJ Combs

Public Relations Assistant
Inky Moore

— SALES —

Director of Sales and Public Affairs
Jeff Berding

Director of Corporate Sales and Marketing
Vince Cicero

Ticket Manager
Tim Kelly

Director of Ticket Sales
Kevin Lane

Senior Corporate Sales Managers
Tony Kountz, Brian Sells

Corporate Sales Coordinator
Sara Jackson-Zepf

Premium Seating Sales Coordinator
Stephanie Mileham

Merchandise Manager
Monty Montague

Ticket Office
Becky Cunagin, Sallie Huston, Bev Schmidt, Jason Williams

Ticket Sales Executives
Trey Ely, Jeremy Furniss, Chad Schwartz, Tony Stickney

Pro Shop
Ron Runk, Steve Wolf

— FOOTBALL STAFF —

Athletic Trainer
Paul Sparling

Assistant Athletic Trainers
Billy Brooks, Brian Dykhuizen

Equipment Manager
Rob Recker

Assistant Equipment Manager
Jeff Brickner

Video Director
Travis Brammer

Assistant Video Director
Kent Stearman

— PAUL BROWN STADIUM —

Managing Director
Eric Brown

JungleVision Producer
Scott Simpson

Events Coordinator
Ellen Ritter

— TEAM SUPPORT —

Team Physicians
Angelo Colosimo, Jeff Craig, Robert Heidt Jr., Doug Logan, Walter Timperman

Scouting
Earl Biederman

Publications/Game Statistics
Jon Braude

Equipment
Bill Dinger, Dan Pierson

Cheerleader Coordinator
Charlotte Jacobs

Stadium Public Address Announcer
Tom Kinder

Press Box Public Address Announcer/Statistics/Records
Jim Blount

Photographer
GREG RUST

— COACHING STAFF —

Head Coach
Dick LeBeau

Offensive Coordinator
Bob Bratkowski

Defensive Coord./Linebackers
Mark Duffner

Quarterbacks
Ken Anderson

Running Backs
Jim Anderson

Wide Receivers
Steve Mooshagian

Tight Ends
John Garrett

Offensive Line
Paul Alexander

Defensive Line
Tim Krumrie

Safeties
Darren Perry

Cornerbacks
Kevin Coyle

Special Teams
Al Roberts

Offensive Assistant
Bob Surace

Defensive Assistant
Louie Cioffi

Strength & Conditioning
Kim Wood

Strength & Conditioning Assistant
Rodney Holman

Assistant to the Coaching Staff
Sandy Schick

CINCINNATI BENGALS 2002 MEDIA GUIDE

TABLE OF CONTENTS

STAFF/SCHEDULE

Assistant Coaches	5-14
LeBeau, Dick	4-5
Schedule, Bengals 2002	1
Staff Directory	2

THE PLAYERS

College Free Agents	130-136
Depth Chart	18
Draft Choices	123-129
Rosters	16-17
Veteran Players	19-122

2001 IN REVIEW

Best Single-Game Performances, Individual	141
Daily Log (Transactions)	152-153
Game-by-Game Team Statistics	140
Game Summaries	142-149
In 2001, The Bengals Were... ..	153
Participation Chart	150-151
Red Zone Report	140
Standings, NFL	153
Starting Lineups	141
Statistics, Preseason	154
Statistics, Regular Season	138-139

TEAM HISTORY

AFL Expansion Draft, 1968	191
Alumni List 1968-2001	177
Chronology	207-208
Cincinnati Pro Football History	210
Coaching History	183-186
Draft Choices 1968-2002	172-176
Last Times	204
Leaders (Rushing, Passing, Receiving, etc.), Year-by-Year	188-190
League Rankings, Bengals Year-by-Year	187
Longest Plays, Bengals & Opponents	205
Offense/Defense Year-by-Year	191
Overtime Results	206
Playoff Results	187
Pro Bowl Players	199
Results, All-Time by Opponents	169-171

TEAM HISTORY (continued)

Results, All-Time Preseason	167-168
Results, All-Time Preseason vs. 2002 Preseason Opponents	171
Results, All-Time Regular Season and Postseason	156-166
Roster, All-Time	178-182
Statistics, All-Time Individual	192-200
Statistics, Final Year-by-Year	212-252
Super Bowls XVI and XXIII	211
Superlative Individual Seasons	190
100-Yard Receivers	202
100-Yard Rushers	201
300-Yard Passers	203
1000-Yard Duos (Rushing & Receiving)	201

RECORDS

Individual Records, Bengals	254-258
Opponents Single-Game Records	262
Team Records, Bengals	259-261

STADIUM, MEDIA & NFL

Bengals TV, Radio & Internet	269
Future Opponents	271
Media Information	268
Paul Brown Stadium	264-265
Schedule, 2002 NFL Regular Season	270-271
Stadium Firsts & Lasts	266
Statistics, 2001 NFL Individual Leaders	272
Training Camp — Georgetown College	267

MISCELLANEOUS

Attendance Data	156-166, 212-252
Busiest Bengals	55
Double-Digit Club, Bengals	136
Hall of Famers: Paul Brown	93, 265
Anthony Munoz	209
Hotels on the Road	120
Instant Replay Rules	129
Key NFL Dates in 2002 and '03	59
NFL Realignment	Inside Front Cover, 136, 271
Pronunciation Guide	107
Ticket Information	Inside Back Cover

The Cincinnati Bengals 2002 Media Guide was prepared by the Bengals Public Relations Department based on information through July 10, 2002. Copyright ©2002 by The Cincinnati Bengals.

Editors: Jack Brennan, PJ Combs, Jon Braude. Typography, research and layout: Jon Braude. Editorial Assistance: Inky Moore. Individual and team records compiled by Jim Blount. Research and statistical assistance provided by the Elias Sports Bureau, *The Sporting News*, and the Pro Football Hall of Fame. Printing: The C.J. Krehbiel Company, Cincinnati, Ohio.

BENGALS COACHING STAFF

DICK LeBEAU — Head Coach



Dick LeBeau has guided the Bengals a considerable distance since taking over as head coach three games into the 2000 season. In 2002, LeBeau's second full season on the job, his goal is nothing short of the NFL's promised land.

"I not only think we will reach the playoffs, I believe it with all my heart," LeBeau said. "You could call that a bold statement for a team that has not been a winner in recent years, but I don't want our players having their sights set on anything less. And I think it would be inappropriate for the head coach to reflect anything less than that as our goal."

A former All-Pro cornerback for the Detroit Lions, LeBeau is in his 44th NFL season — 14 as a player and 30 as a coach. He has coached in three Super Bowls — two for Cincinnati and one for Pittsburgh. He played in more NFL games (185) than any other current NFL head coach. Minnesota's Mike Tice is second (177).

The 2000 season brought LeBeau's first assignment as a head coach. Though he is known for his youthful appearance, he became at that time — at age 63 — the NFL's oldest rookie head coach since the 1970 NFL-AFL merger.

LeBeau (pronounced "luh-BOE") was Cincinnati's assistant head coach/defensive coordinator as the 2000 campaign began, and he took over the head coaching reins under difficult circumstances. He was promoted to the top job on Sept. 25, the day head coach Bruce Coslet resigned after an 0-3 start. The team had been outscored 74-7, and morale was at a low ebb.

But LeBeau won the respect and confidence of Bengals players with his direct mode of communication. The team immediately became more competitive, and after losing relatively close decisions in their first three games under LeBeau, the Bengals finished 4-6 over the final 10 games and 2-2 over the final four contests.

Last season, in LeBeau's first full year as head coach, the team did not meet all his expectations, but still posted the franchise's most wins since 1997 with a 6-10 mark.

"Quite simply, we didn't play well enough over the course of last season," LeBeau said. "All of us have to get better, because we were below playoff-level football. But the character of the team was always there, and it's important that we finished the way we did."

In the final two games last season, the Bengals beat

AFC leader Pittsburgh at Paul Brown Stadium, and then downed Tennessee at Adelphia Coliseum, where NFL visitors had prevailed only five times previously in 23 games.

The Cincinnati offense, employing a new system under coordinator Bob Bratkowski, came of age with 980 total yards over the final two games. Cincinnati's defense, meanwhile, earned praise all season while establishing itself as one of the better young units in the NFL with a No. 9 overall yardage ranking.

The strong finish left Bengals players with a sense of anticipation for the 2002 season under LeBeau.

"He's our chief, he's our leader," said fullback Lorenzo Neal. "We just need to follow him. He'll get us there. We have to be disciplined and believe in what Coach LeBeau is preaching to us."

"The character on this team is unbelievable, and Coach LeBeau sets the tone for that," said linebacker Takeo Spikes. "Under him, we're learning what it takes to make the winning plays in crunch time. He's a great man to work for. He knows how to build your confidence. And he was a great player himself, so you know he understands what a player sees on the field."

When he became Bengals head coach after more than 25 years as an NFL assistant, LeBeau said that one of his challenges was to learn to become more of an administrator, with appropriate delegation of responsibilities. But in 2002, he plans to edge back toward a bit more daily contact with different groups of players.

"I won't be out to take over peoples' meetings, but I think I'll be more visible in the classroom situation than I was last year," LeBeau said. "As long as your timing is correct and your comments are knowledgeable, then as the head coach you can have an added impact. There's a certain amount of delegating responsibilities that you have to do, but I still want to teach, and having had a full season to better understand this job, I think I can be more of a hands-on person."

The 2002 season is LeBeau's 18th as a member of the Bengals' coaching staff. He was with Cincinnati for 12 seasons beginning in 1980, went to Pittsburgh for five years, and has been back with the

Bengals since the '97 season.

In 1980, LeBeau accepted the position of Bengals defensive secondary coach under head coach Forrest Gregg. The next season, in 1981, LeBeau's unit helped Cincinnati win its first AFC Championship and a berth in Super Bowl XVI. LeBeau held the secondary coach position until 1984, when he was promoted to defensive coordinator as Sam Wyche took over as Bengals head coach. LeBeau was defensive coordinator through 1991, and in



'88, his defense allowed an average of only 11 points per outing in three postseason games as the Bengals advanced to Super Bowl XXIII. LeBeau left the Bengals after the '91 season, in conjunction with the departure of Wyche.

LeBeau spent the 1992-96 seasons with the Pittsburgh Steelers, as secondary coach from '92-'94 and as defensive coordinator in '95 and '96. Architect of the frequently copied "zone blitz" defense, he made the Steelers the NFL's third-ranked defense in their Super Bowl season of 1995. In 1996 under LeBeau, Pittsburgh ranked second to eventual world-champion Green Bay with 272.6 yards allowed per game. The '96 Steelers also ranked second in the NFL in takeaways, with 40.

In 1997, LeBeau left the Steelers to return to Cincinnati as assistant head coach/defensive coordinator under Coslet, and he held that position until his promotion to head coach in 2000.

Born Sept. 9, 1937, in London, Ohio, LeBeau attended London High School and went on to play at Ohio State from 1955-58. He earned All-Big Ten honors and was a member of the Buckeyes' national championship team in 1957.

The Cleveland Browns, under future Bengals founder Paul Brown, selected LeBeau in the fifth round of the 1959 NFL Draft. He was released by the Browns prior to the 1959 season, but was picked up by Detroit and played six games for the Lions that season.

He went on to play 14 seasons (1959-72) for Detroit and was voted to three Pro Bowls. He set an all-time durability record for cornerbacks by playing in 171 consecu-

tive games for the Lions, and now, 30 years after his retirement, his 62 career interceptions is still tied for sixth on the NFL's all-time list entering the 2002 season.

LeBeau began his NFL coaching career as special teams coach for the Philadelphia Eagles from 1973-75, and he coached defensive backs at Green Bay from 1976-79 before joining the Bengals in '80.

Dick and his wife, Nancy, have a son, Brandon Grant, age 23.

PLAYING AND COACHING HISTORY — 1955-

58: Played offensive and defensive back at Ohio State. **1959-72:** Cornerback, Detroit Lions. **1973-75:** Assistant coach (AC), Philadelphia Eagles. **1976-79:** AC, Green Bay Packers. **1980-83:** AC, Bengals. **1984-91:** Defensive coordinator, Bengals. **1992-94:** AC, Pittsburgh Steelers. **1995-96:** Defensive coordinator, Pittsburgh Steelers. **1997-2000:** Bengals assistant head coach/defensive coordinator. **Sept. 25, 2000:** Named Bengals head coach.

LeBEAU'S NFL HEAD COACHING RECORD

YEAR	TEAM	W	L	T	PCT.
2000*	Bengals	4	9	0	.308
2001	Bengals	6	10	0	.375
CAREER		10	19	0	.345

*Named Bengals head coach on Sept. 25, 2000 (replacing Bruce Coslet) — after first 3 games of 2000 season.

BOB BRATKOWSKI — Offensive Coordinator



Bob Bratkowski is in his second season as Bengals offensive coordinator, challenging his players for maximum effort to turn the momentum of last season's strong finish into a playoff-level output in 2002.

An NFL coach since 1992, and coordinator of Miami's NCAA champion offenses in 1989 and '91, Bratkowski (pronounced "brat-skew-skee") put a strong emphasis on Bengals voluntary workouts following minicamp.

The stated goal, which Bratkowski believes the team accomplished during the offseason, was "to make big strides, to be way ahead entering training camp of where we were at the end of last season."

The Bengals finished 23rd in the NFL in net offensive yardage last season as Bratkowski installed a new scheme. The offense also had a new quarterback in Jon Kitna, working with a wide receivers group in which five of the six players were first or second-year men.

"I wish our guys had picked up the offense faster, no question," Bratkowski says. "But they showed they are coming along. Near the end, we finally saw a little of what we believed we were capable of doing. It should help our guys' confidence, because some of what we had been preaching came true."

As the passing game struggled, the Bengals relied

heavily on a rushing game led by Corey Dillon's 1315 yards and third straight Pro Bowl appearance. But the passing game was the outstanding strength in season-ending victories over Pittsburgh and Tennessee. Of Cincinnati's 980 net yards in those two contests, 739 came in the air.

Kitna, formerly a Bratkowski pupil with the Seattle Seahawks, set a Bengals record for most gross passing yards (751) in consecutive games during the victories over the Steelers and Titans.

Bratkowski's first campaign had its share of season-long accomplishments. The Bengals allowed only 28 sacks, the fourth-best performance in club history, despite attempting a team-record 602 passes. The offense showed significant improvement over its 2000 season performance in a number of categories, including points (226-185), first downs (294-254), total yards (4800-4260), passing yards (3088-1946), third-down conversion percentage (38.3-33.9) and possession time (29:16-27:13).

Bratkowski left the Pittsburgh Steelers, where he spent the 1999 and 2000 seasons as wide receivers coach, to join the Bengals in 2001. He closed a seven-year stint with the Seattle Seahawks in 1998 with the departure of head coach Dennis Erickson. Bratkowski was coordinator for the NFL's top passing offense at Seattle in 1997, and he had previously served as Erickson's offensive coordinator at three major college programs — Wyoming (1986), Washington State (1987-88) and Miami, Fla. (1989-91).

Bratkowski's scheme relies on multiple formations which keep the defense guessing.

"You can't do any one thing exclusively in the NFL,"

(Bob Bratkowski, continued)

he says. "You can't do just a couple things. Look at the Steelers last year. They were one of the NFL's top offenses, and they were always popping out of different formations.

"We'll change, we'll tinker, we'll adjust (in 2002). But you have to keep the core. We'll be better, but the main concepts have to stay the same."

In 1999, his first season with Pittsburgh, Bratkowski was instrumental in the development of rookie wide receiver and No. 1 draft pick Troy Edwards, who tied for the team lead with 61 receptions. He also helped in the emergence of second-year receiver Hines Ward, who tied Edwards with 61 catches.

In 1997, Bratkowski's Seattle offense posted an NFL-leading average of 247.4 passing yards per game and ranked third in the NFL in total offense. Seattle also established club season records in '97 for most yards passing (4187) and completions (359). The Seahawks were second in the NFL in first downs (331).

Prior to his Seattle appointment, Bratkowski spent 14 years as a college coach, including his three college stops with Erickson.

As a college player, Bratkowski was a three-year letterman as a wide receiver at Washington State. His father, Zeke, played quarterback for 14 seasons in the NFL (with the Bears, Rams and Packers).

Bratkowski was born Dec. 22, 1955, in San Angelo, Texas. Bob and his wife, Rebecca, have two children — son Shane and daughter Courtney.

PLAYING AND COACHING HISTORY — 1975-77: Played wide receiver at Washington State. **1978-80:** Assistant coach (AC), Missouri. **1981-85:** AC, Weber State. **1986:** AC, Wyoming. **1987-88:** AC, Washington State. **1989-91:** AC, Miami (Fla.). **1992-94:** AC, Seattle Seahawks. **1995-98:** Offensive coordinator, Seattle Seahawks. **1999-2000:** AC, Pittsburgh Steelers. **2001-present:** Offensive coordinator, Bengals.

MARK DUFFNER — Defensive Coordinator/Linebackers



Mark Duffner brings an impressive set of new numbers to his second season as Bengals defensive coordinator/linebackers coach.

Promoted in 2001 from the linebackers coach position he had held the previous four seasons, Duffner directed a unit that

delivered Cincinnati's best performance in more than a decade. The defense allowed the fewest points (309) and posted the best NFL yardage ranking (ninth) of any Bengals defense since the 1989 season. It allowed the fewest yards per game (302) since 1983 and set a franchise record for total sacks (48).

"If we had had a defense like this when I was in Minnesota, I'd have two or three (Super Bowl) rings," said defensive tackle Tony Williams, who joined the Bengals last season as a free agent.

Bengals head coach Dick LeBeau says that Duffner, who chose to continue coaching the linebackers upon his promotion, "relates extremely well" to his players.

"They want to learn from him and work hard," LeBeau says. "Mark earned his position with outstanding coaching ability and long hours of work, and it was a plus for us when he was able to bring his influence to our entire defensive unit. We all have to keep improving in 2002 to get to where we want to be, but our defense is one piece of the puzzle that we can basically say is in place."

A former head coach in the college ranks at Holy Cross and Maryland, Duffner played a central role in the drafting and subsequent development of two of the Bengals' most outstanding players, linebackers Takeo Spikes and Brian Simmons. Both were drafted in the first round in 1998.

Talking about his coach, Spikes says:

"Let me tell you, Duff is intense. He's focused and he's determined. He never lets up on you, but he drives you hard in a positive way. I love to play for Duff. I can see

myself being a lot like him if I go into coaching someday."

Duffner also did extensive scouting and research prior to the selection of DE Justin Smith as last season's top Bengals draft pick. Smith went on to set a Bengals rookie record with 8.5 sacks.

Top draft choices, however, have not been the only players to find NFL success under Duffner. Linebackers Adrian Ross and Armegis Spearman, two undrafted rookie free agents, have also been key contributors to the Bengals' defense. Spearman played his first pro season in 2000 and wound up on the NFL All-Rookie team selected by *The Football News*. The other two LBs on the squad, LaVar Arrington of Washington and Brian Urlacher of Chicago, were both high first-round selections in the 2000 draft.

Prior to joining the Bengals as linebackers coach in 1997, Duffner was head coach at Maryland from 1992-96. His 20-35 record included an 11-11 mark over his final two seasons, which was Maryland's best two-season record since 1984-85.

From 1986-91, he was head coach for the most successful era in Holy Cross football history, posting a dazzling 60-5-1 record that included two 11-0 marks (1987 and '91).

Duffner has Ohio ties. He was a graduate assistant under Woody Hayes at Ohio State in 1975 and '76. In 1977, he was named defensive coordinator at the University of Cincinnati, becoming — at age 23 — the youngest defensive coordinator in the Division I ranks.

At Maryland in 1995, Duffner oversaw the Terps' first national ranking in nine years when his team climbed as high as No. 17. His teams set more than 100 offensive school records, and he improved Maryland's player graduation rate, with three classes in a row in the national Top 20 (1994-96).

His term at Holy Cross was remarkable. He took over a team that was 4-6-1 in 1985, and immediately posted a 10-1 mark in '86. Duffner was chosen for three national coach of the year honors at Holy Cross, and his 1987 team was ranked No. 1 in the nation in Division I-AA by the *Associated Press* at regular season's end. He was chosen

New England Coach of the Year five times.

A native of Annandale, Va., Duffner played college football as a defensive lineman at William & Mary, and was chosen All-Academic Southern Conference as a senior. He graduated with a degree in physical education, and was inducted into the William & Mary Hall of Fame in 1990. He was inducted into the Fairfax County (Va.) Football Hall of Fame in 1999.

Duffner was born July 19, 1953. He and his wife, Kathy, have three children — daughters Christina, 23, and

Carolyn, 21, and son John, 18.

PLAYING AND COACHING HISTORY — 1971-74: Played defensive line at William & Mary. **1975-76:** Graduate assistant coach, Ohio State. **1977-80:** Defensive coordinator, Univ. of Cincinnati. **1981-85:** Defensive coordinator and recruiting coordinator, Holy Cross. **1986-91:** Head coach, Holy Cross. **1992-96:** Head coach, Maryland. **1997-2000:** Assistant coach, Bengals. **2001-present:** Defensive coordinator, Bengals.

PAUL ALEXANDER — Offensive Line



Paul Alexander returns for his ninth season on the Bengals coaching staff in 2002, leading an offensive line which for the past three years has logged particularly notable accomplishments.

Last season, the line led the way as the Bengals allowed only 28 sacks, the

fourth-best performance in franchise history, while the offense was launching a club-record 602 passes.

"I was more proud and pleased with that statistic than any," said Bengals head coach Dick LeBeau. "We threw 68 balls against the second-leading sack team in the league (against Pittsburgh in Game 15), and then we threw 50 or so (48) in the last game against Jevon Kearse and Tennessee. And they got to our guy only twice against Pittsburgh and once against Tennessee. Our pass protection was very solid all season."

Under Alexander the previous two seasons, the line paved the way as the Bengals claimed spots among the NFL's elite rushing teams. Cincinnati's ground game ranked second in the NFL in rushing in 2000, totaling 2314 yards for an average of 144.6 per game. In 1999, Cincinnati finished sixth in a very tight NFL race, only 40 total yards out of the league lead.

And though the team rushing total in 2001 was down a bit, the line still managed to clear enough room for HB Corey Dillon to gain 1315 yards, second-most in franchise history. It marked the third straight year the line helped Dillon gain a Pro Bowl berth.

On Oct. 22, 2000, Alexander's line shared the glory of the No. 1 individual rushing game in NFL history, when Dillon slashed through Denver's defense for 278 yards. The performance topped Walter Payton's mark of 275, a record that had stood for 23 years. Alexander's starting line for the game included Willie Anderson and John Jackson at tackles, Mike Goff and Matt O'Dwyer at guards and

Brock Gutierrez at center.

The Bengals' 407 total rushing yards in the Denver game rank as the fifth-highest single-game total in NFL history, and as the most yards in 51 years. The last team to top it was the New York Giants, who gained 423 against Baltimore in 1950.

In 2002, barring injury, Alexander will have all five of his starters back from the 2001 line — Anderson and Richmond Webb at the tackles, O'Dwyer and Goff at the guards, and Rich Braham at center.

Alexander began his NFL coaching career in 1992 as tight ends coach of the N.Y. Jets, under head coach Bruce Coslet. He was instrumental in the development of TE Johnny Mitchell, a 1992 rookie All-Pro. Coslet moved to Cincinnati as offensive coordinator in 1994, and Alexander joined him, in the role of Bengals tight ends coach.

But Alexander's first love in football has always been the offensive line. He was afforded the chance to take over that job for the Bengals in 1995, and has held it since.

His 1995 unit produced the team's best-ever performance in sacks allowed — only 1.6 per game (25 total).

Alexander is a product of distinguished teachers. He coached under Joe Paterno at Penn State and Bo Schembechler at Michigan. He also was offensive line coach at Central Michigan, a school whose coach, Herb Deromedi, ranks with Paterno and Schembechler among the winningest coaches in NCAA Division I history.

Alexander's birthdate is Feb. 12, 1960. He's a native of Rochester, N.Y., where he attended Cardinal Mooney High School. He was an Academic All-American at Cortland State (N.Y.) and holds a master's degree in exercise physiology from Penn State. He and his wife, Kathy, have three daughters, Mary Beth, Carolyn and Emily.

PLAYING AND COACHING HISTORY — 1979-81: Played offensive tackle at Cortland State. **1982-84:** Graduate assistant, Penn State. **1985-86:** Graduate assistant, Michigan. **1987-91:** Assistant coach (AC), Central Michigan. **1992-93:** AC, New York Jets. **1994-present:** AC, Bengals.

LIGHTING UP THE SCOREBOARD

In Games 12-15 of the 1997 season, the Bengals became the first Cincinnati team to score 30 or more points in four straight games.

Cincinnati scored 31 vs. Jacksonville on Nov. 23, posted 42 at Philadelphia on Nov. 30, scored 41 vs. Tennessee on Dec. 4, and notched 31 vs. Dallas on Dec. 14.

JIM ANDERSON — Running Backs



Jim Anderson has coached a long line of Bengals running backs to outstanding performances. He began his Bengals work in the mid-1980s with James Brooks, who went on to become the leading rusher in Bengals history, and in recent years he has guided

Corey Dillon to the verge of supplanting Brooks atop the franchise leader board.

Dillon entered the NFL as something of a question mark after playing only one season of major college football. But under Anderson, Dillon has become only the sixth player in NFL history to top the 1000-yard rushing mark in each of his first five seasons. Dillon enters the 2002 season with 6209 career rushing yards, 238 short of Brooks' total of 6447.

In 2001, Dillon rushed for 1315 yards and went on to play in his third straight Pro Bowl. The only higher season rushing total in club history was Dillon's 1435 yards in 2000. The Bengals finished second in the NFL in team rushing yards in 2000, and in 1999, Cincinnati's sixth-ranked team rushing total was only 40 yards off the lead in an exceptionally tight NFL race.

Anderson also is the position coach behind the greatest rushing game in NFL history, Dillon's 278-yard effort on Oct. 22, 2000 against Denver. That performance broke a Walter Payton record of 275 yards, a record that had stood for 23 years.

Anderson's coaching excellence was recognized following the 2001 season when he made the list of candidates interviewed for the Stanford University head coaching job. Anderson was on the Stanford coaching staff from 1980-83.

Anderson is the all-time dean of Bengals position coaches in years of service (19), and among current NFL position coaches, only Pittsburgh's Dick Hoak has more

years of consecutive service (31) with his team.

Anderson has aided three Cincinnati RBs to the Pro Bowl. Prior to Dillon's emergence, Brooks earned four Pro Bowl trips and Harold Green earned one.

Anderson has shown the ability to effectively handle all types of running backs. Dillon is a bruiser, Brooks was a tough and quick smaller back, and Green was a long strider with a combination of speed and power. Anderson also coached Ickey Woods, who was a league-wide sensation as a rookie in 1988, but had his career derailed by a 1989 knee injury. And in 1996, Anderson effectively worked Garrison Hearst into the Bengals offense after the team's acquisition of Hearst in late August.

In six of the nine seasons from 1986-94, Anderson's backs led the Bengals to finishes among the NFL's Top 10 teams in rushing yardage. In 1997, the running backs scored 20 of Cincinnati's NFL-leading 23 rushing TDs.

Anderson's troops won NFL rushing titles in 1988 and '89, and won the AFC rushing crown in '86. From 1986-90, the Bengals finished 2-4-1-1-5 in league rushing.

Brooks blossomed under Anderson after opening his NFL career in San Diego. Anderson helped Brooks maximize his skills not only as a rusher, but as the most dangerous receiver among all Bengals running backs. Though Brooks likely will surrender his team rushing title to Dillon in 2002, Brooks has a club-record 9459 yards from scrimmage, including 3012 yards receiving. Dillon has 7322 career scrimmage yards, including 1113 as a receiver.

Anderson was born March 27, 1948, in Harrisburg, Pa. He graduated from Cal Western with a degree in physical education, and has a lifetime teaching certificate in California. Jim and his wife, Marcia, have a son, Derek, 27.

PLAYING AND COACHING HISTORY — 1967-

70: Linebacker-def. end at Cal Western (U.S. International). **1970-71:** Assistant coach (AC), Cal Western. **1973:** AC, Scottsdale (Ariz.) Community College. **1974-75:** AC, Nevada-Las Vegas. **1976-80:** AC, Southern Methodist. **1980-83:** AC, Stanford. **1984-present:** AC, Bengals.

KEN ANDERSON — Quarterbacks



Ken Anderson returns for his 10th season on the Bengals coaching staff, focusing his attention for the second straight year on a single position as the team's quarterbacks coach.

Anderson joined the club's staff as quarterbacks coach in 1993, but he had combined the quarterback

duties with the role of offensive coordinator from 1996 through 2000.

"I think it's important that we have a coach solely dedicated to working with our quarterbacks," said Bengals head coach Dick LeBeau. "Kenny went through it all in a long (16-year) playing career with the Bengals, so he's been

through everything that our guys will be facing. He was one of the most fundamentally sound quarterbacks ever to play the game, and one of the most accurate passers."

As a player, Anderson had a career passing performance that dominates the Bengals record book. He holds the club's all-time lead in completions (2654), passing yards (32,838) and touchdown passes (197).

Twice he has been among the 15 finalists for election to the Pro Football Hall of Fame. He holds the NFL record for highest completion percentage in a season — 70.55 in 1982.

He won four NFL passing titles, which is tied for third-most all-time behind Sammy Baugh and Steve Young, and was named four times to the Pro Bowl. He led the league three times in lowest interception percentage, which is tied for second-most all-time behind Baugh.

When Anderson joined the pro coaching ranks as

Bengals quarterbacks coach in 1993, he helped quarterback Jeff Blake chip away at a few of his own Cincinnati marks. In 1995, Blake supplanted Anderson in the categories of most completions in a season (326) and most consecutive games with a TD pass (21).

Anderson has played and coached only for the Bengals since completing his college career at Augustana (Ill.) in 1970. He was a third-round pick from the small school, the 67th selection in the draft. His 16 years of service as a player (1971-86) are the most in Bengals history, and he has coached for no team other than the Bengals. Prior to

joining the Bengals as a coach, he worked six years in Cincinnati as a sportscaster.

Anderson was born Feb. 15, 1949. His hometown is Batavia, Ill. Ken's wife's name is Cristy. Ken has a son, Matt, 27, and two daughters, Megan, 23, and Molly, 19.

PLAYING AND COACHING HISTORY — 1967-70: Played quarterback at Augustana (Ill.). **1971-86:** Quarterback, Bengals. **1993-96:** Assistant coach (AC), Bengals. **Oct. 21, 1996-2000:** Bengals offensive coordinator. **2001-present:** AC, Bengals.

SIGISMONDO CIOFFI — Defensive Assistant



Sigismondo "Louie" Cioffi is in his sixth season on the Bengals' coaching staff. During the first three seasons of his Cincinnati career, he was the youngest full-time assistant coach in the NFL.

Cioffi (pronounced "CHO-fee") is charged with supervising the weekly distribution of information on how to attack the upcoming opponent's offense. He also works daily on the practice field. He worked with linebackers and defensive backs in his first four Bengals seasons, but beginning last season, he was assigned to work solely with the linebackers. The move was made when Mark Duffner was promoted to defensive coordinator while retaining his former position as linebackers coach.

Regarding Cioffi's off-field duties, head coach Dick LeBeau says:

"Anything our defense has that is distributed to the players during the week is a product of Louie's work and research. He breaks down film, studies opponents' statistics and puts it all in a very useful package. Whatever you

need in a logistical sense to get ready for an opponent, he handles it."

Cioffi's association with the NFL dates back to 1993, when he was a 20-year-old coaching assistant to Bruce Coslet's staff on the N.Y. Jets. His responsibilities then included assembling play books and running video printers on game days. Cioffi also worked with the Jets in 1994 in a similar role.

Cioffi was wide receivers coach at C.W. Post University in Brookville, N.Y. in 1995 and '96. The 1996 team posted a 7-3 record en route to the ECAC Division II championship. In addition to his on-field responsibilities at C.W. Post, Cioffi prepared computer game analyses and scouting reports. He did all the computer work at Post for the offense and defense.

Bruce Coslet's first full year as Bengals head coach was 1997, and he hired Cioffi in a staff reorganization.

Cioffi was born Sept. 21, 1973, in Queens, N.Y. His wife's name is Cindy. He graduated from the University of Stony Brook in 1995 with a degree in political science and a minor in philosophy.

COACHING HISTORY — 1993-94: Coaching assistant, New York Jets. **1995-96:** Assistant coach (AC), C.W. Post. **1997-present:** AC, Bengals.

KEVIN COYLE — Cornerbacks



Kevin Coyle returns for his second season as Bengals' cornerbacks coach in 2002, looking to continue the progress of a unit that showed considerable improvement in 2001.

Cornerback was not considered a strong point for the Bengals in terms of raw talent last season, and aggregate experience was in short supply. Among the 32 starts by corners on both the left and right side, 13 came from a fourth-year player, five came from a third-year man, 11 came from second-year pros and three came from a rookie.

But Cincinnati's corners played aggressively and effectively under Coyle's direction. The corners snagged seven of Cincinnati's 13 interceptions, and the Bengals'

passing yardage defense improved to 12th in the NFL.

"I would say our corners held up in outstanding fashion," said defensive coordinator Mark Duffner, "especially when you look at all the injuries we had. We lost Rodney Heath for most of the year, we lost Tom Carter and Robert Bean for some time, we lost Artrell Hawkins for a couple games, and we lost Mark Roman in the latter part of the year. We had really good play from the guys who came in, and you have to give Kevin a lot of credit for that."

Also last season, the corners helped the Bengals take the long bomb away from opposing offenses. The Bengals allowed no passes of 50 or more yards last season, and allowed only five in the 40-49 yard range.

This is Coyle's 26th year in coaching. In his last 10 seasons before joining the Bengals, he was defensive coordinator and secondary coach at three Division I college programs — Syracuse, Maryland and Fresno State.

At Fresno State, Coyle's defenses produced three first team All-Western Athletic Conference players in both 1999

and 2000, best in the league both years.

At Maryland (1994-96), Coyle oversaw a dramatic improvement in the Terrapins' defense, steadily guiding a program that had struggled prior to his arrival to a final total defense ranking of No. 29 in 1996.

At Syracuse (1991-93), Coyle's defense led the nation in interceptions (24) in '92 and set a school record for fewest rushing yards allowed (1007) in an 11-game season.

Coyle worked under Bengals defensive coordinator Duffner in three of his previous coaching assignments — at the University of Cincinnati (1978-79), at Holy Cross (1986-90) and at Maryland (1994-96). Duffner and Coyle are both known as vocal and intense on the practice field.

"I believe you need to coach and play this game with a passion," Coyle says. "You strive for enthusiasm that elevates the performance of the people around you."

At Maryland, Coyle coached future NFL cornerbacks

Chad Scott (Pittsburgh) and Lewis Sanders (Cleveland). At Syracuse, he coached Jacksonville safety Donovan Darius. He also had Bengals free safety Cory Hall at Fresno State in a system similar to what the Bengals have run under LeBeau.

Coyle was born Jan. 14, 1956. His hometown is Staten Island, N.Y. He and his wife, Louise, have a daughter, Jenlain, 9.

PLAYING AND COACHING HISTORY — 1974-75: Played DB at Massachusetts. **1978-79:** Graduate assistant, Univ. of Cincinnati. **1980:** Coaching assistant, Arkansas. **1981:** Defensive coordinator, U.S. Merchant Marine Academy. **1982-85:** Assistant coach (AC), Holy Cross. **1986-90:** Defensive coordinator, Holy Cross. **1991-93:** Defensive coordinator, Syracuse. **1994-96:** Defensive coordinator, Maryland. **1997-2000:** Defensive coordinator, Fresno State. **2001-present:** AC, Bengals.

JOHN GARRETT — Tight Ends



John Garrett takes over a key assignment for the Bengals in 2002, moving to tight ends coach after serving as the staff's offensive assistant in 2001.

Offensive coordinator Bob Bratkowski has said that improving the receiving numbers at the tight end position is a major

goal this season, and Garrett will work with a promising but inexperienced group. Sean Brewer, third-round pick from the 2001 Draft, and Matt Schobel, the third-round pick in this year's draft, were 1-2 on the depth chart entering training camp, with second-year player Kirk McMullen listed third. Fourth-year player Nick Williams, though primarily a fullback, could be in the mix in an H-back role.

"Bring it on," says Garrett. "To me, that's what coaches are supposed to do. Our job is to develop players. What I love about coaching is working with guys and then watching them improve on what you're working on. That's how you win games."

A former Bengals player, Garrett is entering year two of his second stint on the Cincinnati coaching staff.

He played wide receiver for Cincinnati during the 1989 season, and also was signed by the Buffalo Bills for a portion of '91. In the spring of 1991, he was one of the top receivers for the San Antonio Riders of the World League.

His first assignment after his playing career was as a pro personnel assistant for three seasons (1992-94) with Tampa Bay. In addition to his personnel duties, he prepared for a coaching career by assisting with on-field coaching of wide receivers, by assisting offensive coaches with game plans and by assisting defensive coaches in the press box on game days.

His first term on the Bengals coaching staff was from 1995-98. He was offensive assistant/wide receivers in

1995, wide receivers coach in '96 and offensive assistant in '97 and '98. The Bengals averaged 217 passing yards per game over those four seasons.

Garrett moved to the Arizona Cardinals as quarterbacks coach in 1999 and 2000, working in the development of Jake Plummer. In 1999, he also was responsible for offensive quality control with the Cardinals.

"John is one of the brightest coaches I've been around," said Bengals head coach Dick LeBeau. "He's not that far from playing himself, so that would be a natural bridge for him with young players. And he has been one of our best talent scouts, so we'll still be looking for his contribution in that role for the draft and free agency."

Garrett comes from a football background. His father, Jim, played pro football and coached in the NFL from 1970-84, and is currently a Dallas Cowboys scout. Brother Jason played QB for the Cowboys from 1994-99 and was with the New York Giants in 2000-01. Brother Judd played running back for Dallas and in the Canadian League, and is in his third year as a Miami Dolphins offensive assistant in 2002.

John Garrett played in college at Columbia and Princeton, and is a Princeton graduate. He was a Princeton football teammate of Bob Surace, who was hired this past February as Bengals offensive assistant.

Garrett was born March 2, 1965, in Danville, Pa., and grew up in Monmouth Beach, N.J. He and his wife, Honor, have four children — son John Morgan (birthdate 5-20-95) and daughters Honor (9-13-96), Olivia (10-23-98) and Caroline (9-7-01).

PLAYING AND COACHING HISTORY — 1983-85: Played wide receiver at Columbia. **1986-87:** Played WR at Princeton. **1989:** WR, Bengals. **1991:** WR, San Antonio Riders (WFLA) and Buffalo Bills. **1992-94:** Pro personnel assistant, Tampa Bay Buccaneers. **1995-98:** Assistant coach (AC), Bengals. **1999-2000:** AC, Arizona Cardinals. **2001-present:** AC, Bengals.

RODNEY HOLMAN — Strength and Conditioning Assistant



One of the top tight ends in Bengals history, Rodney Holman is in his second season as the team's assistant strength and conditioning coach.

Holman works with Kim Wood, the dean of NFL strength and conditioning coaches, who was with the Bengals through Holman's

Bengals playing career.

"As a player, Rodney showed a high work ethic and extreme dedication to the game," says Wood. "There were times I would point to Rodney and tell the players what kind of man and what kind of player he was. Now, to have him helping me is a huge bonus."

Holman also works on the practice field with the offense in a variety of roles.

Holman played 212 NFL games at tight end, second in NFL history to Pete Metzelaars (235). A third-round

Bengals draft pick out of Tulane in 1982, Holman went to three straight Pro Bowls — following the 1988, '89 and '90 seasons — and played on three Cincinnati playoff teams. His 318 catches as a Bengal rank him sixth on the club's all-time list — first among tight ends — and he stands eighth all-time in Bengals receiving yards with 4329. He scored 34 Bengals touchdowns.

His 14-year NFL playing career included 11 seasons with Cincinnati (1982-92) and three with Detroit (1993-95). All three of his Detroit clubs reached the playoffs.

Holman was an offensive assistant on the New Orleans Saints coaching staff in 1998 and '99.

Holman was born April 20, 1960, in Ypsilanti, Mich. He and his wife, Sandra, have two daughters, Shayla and Rachael.

PLAYING AND COACHING HISTORY — 1978-

81: Played tight end at Tulane. **1982-92:** Tight end, Bengals. **1993-95:** Tight end, Detroit Lions. **1998-99:** Offensive assistant, New Orleans Saints. **2001-present:** Strength and conditioning assistant, Bengals.

TIM KRUMRIE — Defensive Line



Tim Krumrie is in his 20th season with the Bengals in 2002. His relentless work at nose tackle made him one of the most admired players in club history during a 12-year career that began in 1983, and he is now in his eighth season as a Cincinnati assistant coach.

Krumrie (pronounced "KRUM-rye") has been defensive line coach for seven seasons, following an initial year as defensive staff assistant, and his 2001 unit was one of the most productive defensive lines in Bengals history. Linemen claimed 28 of Cincinnati's team-record 48 total sacks, and the line helped lead the Bengals to NFL rankings of ninth in total defense, 10th in yards per rushing attempt (3.7) and 11th in total rushing yards allowed.

The 2001 season marked the second year of DE Reinard Wilson's return to the defensive line after several years at linebacker, and Krumrie helped push Wilson to a team-high 9 sacks. Also last season, Krumrie took top draft choice Justin Smith under his wing, and the DE responded with 8.5 sacks, breaking the club record for a rookie.

"Coach Krumrie played the game the way I like to play it — all-out, all the time," said Smith. "He's a great teacher and a great motivator."

Krumrie's playing history and his reputation for intensity have helped attract unrestricted free agents to the Bengals defensive line in recent seasons. Last year, the Bengals added starting DT Tony Williams from Minnesota and also got a key reserve in Bernard Whittington from Indianapolis. DE Vaughn Booker has been a Bengals starter since coming from Green Bay as an unrestricted free agent

in 2000, and DT Oliver Gibson has been a consistent standout since jumping from rival Pittsburgh to Cincinnati in 1999.

Bengals head coach Dick LeBeau was Cincinnati's defensive coordinator during eight of Krumrie's 12 seasons as a player. He recalls the experience of coaching Krumrie as "a privilege."

"Tim's trademark was 100 percent involvement and participation in every endeavor we ever asked of him," LeBeau says. "And he coaches exactly the same way."

Krumrie, a Bengals 10th-round draft pick in 1983, never missed a game during his Bengals playing career (excluding the 1987 players strike). He started 166 of his 193 games (including playoffs), and at one point had a streak of 160 starts in 161 games. He led the team in tackles five times — a most unusual feat for an interior lineman — and was selected as an AFC starter for the Pro Bowl following the 1987 and '88 seasons.

He suffered a severe leg fracture at the height of his career — during Super Bowl XXIII after the 1988 season — but returned from the injury to start the opening game of the 1989 campaign. He retired as a player after the 1994 season, and joined the Bengals coaching staff in '95.

Krumrie was born May 20, 1960 in Menomonie, Wis. He grew up in Mondovi, Wis., where he attended Mondovi High. He and his wife, Cheryl, have a daughter, Kelly, 18, a student at the Univ. of Colorado, and a son, Dexter, 13.

Krumrie was inducted into the University of Wisconsin's Athletic Hall of Fame in 1999. His hobbies include riding his Harley-Davidson motorcycles and taking care of his quarter horses.

PLAYING AND COACHING HISTORY — 1979-82:

Played defensive tackle at Wisconsin. **1983-94:** Defensive tackle, Bengals. **1995-present:** Assistant coach, Bengals.

STEVE MOOSHAGIAN — Wide Receivers



Steve Mooshagian worked tirelessly with a group of young Bengals receivers in 2001, and the team expects to reap the fruits of those labors in 2002. This is the fourth year as Bengals wide receivers coach for Mooshagian, formerly offensive coordinator at the Univ. of Pittsburgh.

Five of the Bengals' six wide receivers last season were rookies or second-year players, and the group blossomed in a big way as Cincinnati closed with impressive victories in each of the final two games. In Game 15 vs. Pittsburgh, the wideouts contributed 384 of Cincinnati's 411 receiving yards, the most yards in franchise history in a game by just the wide receivers. The wideouts had 31 of the 35 catches in the Pittsburgh game. In the season finale at Tennessee, the wideouts had 20 of the 28 catches and 282 of the team's 340 air yards.

Veteran Darnay Scott led the Bengals in receiving yards (819) in 2001, but second-year man Peter Warrick was tops in catches with 70. Carl Pickens is the only other wideout in Bengals history to reach or exceed the 70 mark, and Warrick's two-season total of 121 catches is the most by any Bengal in his first two Cincinnati campaigns.

Also last year, Mooshagian (pronounced "moo-SHAY-gee-un" with a hard "g") helped sophomores Ron Dugans and Danny Farmer develop, while rookies Chad Johnson and T.J. Houshmandzadeh showed much promise.

"Danny and T.J. played well at the end of the year, and Ron Dugans played steady all year," said Bengals head coach Dick LeBeau. "We're very, very excited about Chad Johnson's growth potential, and now we've added a great veteran player in Michael Westbrook. We're going to be experienced beyond our years this season, because the young players had extended playing time. Steve has a good way with players, relating to them in a genuine way, and I think that was helpful to our young guys last year."

Mooshagian resigned the offensive coordinator's position at Pitt to sign with the Bengals on Feb. 20, 1999. In his first Bengals season, Darnay Scott posted career highs in receptions (68), yards (1022) and touchdowns (7).

At Pitt, Mooshagian concentrated on coaching the wide receivers in addition to his coordinator's duties, and his units produced the top receiver in the Big East in each of his last two seasons.

Mooshagian went to Pittsburgh from Nevada-Reno, where he was offensive coordinator and quarterbacks coach in 1996. Under his direction, the Wolfpack led the nation that season with an average of 527 yards total offense per game.

Before joining Nevada-Reno, Mooshagian served one season as head coach at Fresno (Calif.) City College. He also spent 10 years as the wide receivers coach at Fresno State, his alma mater, and was recruiting coordinator for five of those seasons.

During his tenure at Fresno State, he had eight wide receivers drafted by the NFL, and three players he recruited and/or coached went on to start in a Super Bowl.

As a player, Mooshagian was one of Fresno State's top receivers, and he later signed a free-agent contract with the Los Angeles Express of the U.S. Football League.

Mooshagian was born March 27, 1959. His hometown is Downey, Calif. Steve and his wife, Rene, have three children — daughters Janaye, 18, and Danielle, 14, and son Robert, 16.

Steve's father, Ray, had a long career as one of the top high school coaches in Southern California.

PLAYING AND COACHING HISTORY — 1978-79: Played wide receiver at Cerritos (Calif.) College. **1980-81:** Played wide receiver at Fresno State. **1983:** WR, Los Angeles Express (USFL). **1983:** Assistant coach (AC), Washington Union HS (Calif.). **1984:** Head coach, Washington Union HS. **1985-94:** AC, Fresno State. **1995:** Head coach, Fresno City College. **1996:** Offensive coordinator, Nevada-Reno. **1997-98:** Offensive coordinator, Univ. of Pittsburgh. **1999-present:** AC, Bengals.

DARREN PERRY — Safeties



Darren Perry, an eight-year starting safety in the NFL, joins the Bengals in 2002 as safeties coach.

Perry played and started 13 postseason games during his time as a starting free safety with Pittsburgh (1992-98) and New Orleans (2000). During Perry's first four seasons with Pittsburgh, current Bengals head coach Dick LeBeau was on the Steelers' staff. LeBeau was defensive coordinator and Perry was the starting free safety on Pittsburgh's Super Bowl XXX team.

"Darren was like a coach on the field, which is why I

wanted to talk to him for this job," LeBeau said. "He was a good player and he knew what he was doing out there. He's been in a lot of big games. I think he has tremendous potential as an NFL coach."

Though only an eighth-round choice out of Penn State in the 1992 NFL Draft, Perry achieved immediate success with the Steelers, opening his career with a streak of 110 consecutive starts (including postseason). He played and started in 139 of 141 possible games overall, missing time only in the 1997 season, when a groin injury sidelined him for two contests. He had 33 interceptions and 562 tackles (including postseason).

"Darren wasn't a great athlete by NFL standards," said New Orleans head coach Jim Haslett. "That's why he went in the eighth round. But he got all those interceptions on smarts and instincts. He won't have any problem coach-

ing because he was already coaching on the field and teaching guys. When we first got here (in 2000), he knew the defense better than our coordinator did."

Perry joined the Saints after sitting out the 1999 NFL season due to a neck problem. He signed with the San Diego Chargers for 1999, but did not play.

Perry was not among the better-known players on the famous "Blitzburgh" defenses that dominated the NFL statistics in the 1990s. But he deserves some credit for lining up the likes of Kevin Greene, Greg Lloyd and Rod Woodson for greatness.

"I guess you could say I was something like the computer chip that makes it go," Perry says. "Those guys were great players, but everybody had a responsibility, and my biggest responsibility was making the checks, getting ev-

erybody lined up, and making sure everybody was playing the coverages they were supposed to be playing."

Perry finished his Penn State career as the school's all-time leader in interception return yards (299) and interceptions for TDs (3). His 15 total interceptions ranked tied for second in school history.

Born Dec. 29, 1968, in Chesapeake, Va., Perry earned his degree in business administration/management at Penn State. He and his wife, Errika, have three daughters — Dannielle Renee, 9, Dominique, 6, and Dedrianna, 2.

PLAYING AND COACHING HISTORY — 1987-91: Played defensive back at Penn State. **1992-98:** Defensive back, Pittsburgh Steelers. **2000:** Defensive back, New Orleans Saints. **2002:** Joins Bengals.

AL ROBERTS — Special Teams



A veteran of 15 years as an NFL special teams coach, Al Roberts is in his sixth season with the Bengals. He is an emotional, demonstrative coach who seeks to establish a true motivational relationship with his players.

During his tenure, Roberts has worked to build a core of special teamers who are familiar with the system, and with each other. That group last season included WR Ron Dugans, LBs Adrian Ross and Canute Curtis, and safety JoJuan Armour.

"We've got some guys with energy, dedication and experience," Roberts says. "It's important that they buy into what we're doing 100 percent, and they've given me that kind of commitment."

The group last season helped the Bengals hold opponents to 8.0 yards per punt return, the team's second-best showing in the last 14 years. And though the Bengals surrendered a 101-yard kickoff return to Tennessee's Derrick Mason last season, that is as the only KOR-TD against Roberts' Bengals squad in 268 tries over five seasons.

The Bengals ranked seventh in NFL kickoff coverage in 2000 with an average of 18.5 yards. That was the club's second straight top-10 finish in the category, as the Bengals ranked sixth in 1999 with 18.7 yards allowed per return.

Also in 1999, Roberts directed Cincinnati's kick return teams to arguably the finest combined performance in club history, as both the kickoff and punt units finished third in the NFL. Kickoff returner Tremain Mack became the first Bengal to lead the AFC (27.1 average), and Mack also became the first Bengal named to the Pro Bowl as a kick return specialist.

The punt return unit averaged 11.7 yards in 1999, the club's best performance since '92. Rookie Craig Yeast became the first Bengal to return two punts for TDs in one

season since Lemar Parrish in 1974.

Roberts broke into the NFL in 1984-85 as running backs and special teams coach with the Houston Oilers. He was in the NFL again from 1988-90 as special teams coach at Philadelphia under Buddy Ryan. He moved to the N.Y. Jets from 1991-93 under head coach Bruce Coslet.

In 1994, Ryan became head coach of the Arizona Cardinals and invited Roberts back to his staff. Roberts left the Cardinals after the '95 season, in conjunction with Ryan's departure, and spent 1996 as running backs and special teams coach at the University of Washington. Roberts' prize pupil with the Huskies was current Bengals HB Corey Dillon, and the two formed a close relationship as Dillon broke six school records.

In 1997, Coslet hired Roberts back into the NFL with the Bengals, becoming the second NFL head coach to ask Roberts back for an encore stint after the head coach changed teams.

Roberts has 11 seasons of college coaching experience. In seven of those seasons, his teams advanced to bowl games.

Born in Fresno, Calif., on Jan. 6, 1944, Roberts played high school football in Merced, Calif., and played in college at Washington (1964-65) and Puget Sound (1967-68). He holds a bachelor of arts degree from Puget Sound. He and his wife, Arvella, have two sons, Kali, 31, and Kyle, 27, and a daughter, Genesis, 26.

They also have one granddaughter, Laryssa, 10.

PLAYING AND COACHING HISTORY — 1964-65: Played running back at Univ. of Washington. **1967-68:** Played RB at Univ. of Puget Sound. **1969-72:** Assistant coach (AC), Mercer Island (Wash.) High School. **1973-76:** Head coach, Garfield High School (Wash.). **1977-82:** AC, Univ. of Washington. **1983-84:** AC, L.A. Express (USFL). **1984-85:** AC, Houston Oilers. **1986-87:** AC, Purdue. **1988-90:** AC, Philadelphia Eagles. **1991-93:** AC, New York Jets. **1994-95:** AC, Arizona Cardinals. **1996:** AC, Univ. of Washington. **1997-present:** AC, Bengals.

BOB SURACE — Offensive Assistant



Bob Surace, a championship-level head coach the past two seasons in the NCAA Division III ranks, makes his NFL debut in 2002 as Bengals offensive assistant.

"If you're a competitor, you want to coach with the best and coach against the best," Surace says. "I've

always wanted to coach in the NFL, and this is a tremendous opportunity."

Surace's teams posted an 18-3 overall record the last two seasons at Western Connecticut State University. In 2001, WCSU advanced to the second round of the Division III Championships and won the Northeast championship of the Eastern College Athletic Conference. In 2000, the Colonials won the Freedom Football Conference title and ranked 25th nationally in the American Football Coaches Association poll.

Surace (pronounced "suh-RACE") grew up in a coaching family. His father, Tony, was head coach for his high school football and baseball teams in Millville, N.J. Surace went on to earn All-Ivy League honors as a center at Princeton University, where for a time he was a teammate of John Garrett, now the Bengals tight ends coach.

Surace began his coaching career in 1990 as run-

ning backs coach at Springfield (Mass.) College, where he earned a master's degree in sports management in 1992. In the '92 football season, he was Run Game Coordinator at Maine Maritime Academy. That season, the Mariners had the nation's top Division III running back. In 1993 at Maine Maritime, Surace was part of an ECAC championship team.

In 1994, in the Canadian Football League's first season with teams in the U.S., Surace was with the Shreveport Pirates. He was the assistant to head coach and general manager Forrest Gregg, the former Bengals coach who guided Cincinnati to Super Bowl XVI.

After coaching at Rensselaer Polytechnic Institute in 1995, Surace went to Western Connecticut State in '96 as offensive coordinator and recruiting coordinator.

Surace was born April 25, 1968 in Harrisburg, Pa. His wife, Lisa, holds a Ph.D. in psychology and has served as girls varsity soccer coach at Staples High School in Westport, Conn.

PLAYING AND COACHING HISTORY — 1987-89: Played center at Princeton. **1990-91:** Assistant coach (AC), Springfield (Mass.) College. **1992-93:** AC, Maine Maritime Academy. **1994:** AC, Shreveport Pirates (CFL). **1995:** AC, Rensselaer Polytechnic Institute. **1996-99:** AC, Western Connecticut State. **2000-01:** Head coach, Western Connecticut State. **2002:** Joins Bengals.

KIM WOOD — Strength and Conditioning



In his 28th season with the Bengals, Kim Wood is the dean of NFL strength and conditioning coaches. A hard-driving coach who still maintains an easy rapport with his players, Wood has set up strength and conditioning programs for a number of NFL teams.

He is known around the country for his outspoken stance against the use of steroids in strength training. The Bengals' training program was aggressively steroid-free long before official sanctions against the drugs became a nationwide norm.

Wood has seen many of his athletes perform impressive feats in the weight room, but that's not his goal.

"We train very hard, but we're not training our people

to be weight lifters or power lifters," Wood says. "We always keep the perspective that we're working with these guys to be the best football players they can be."


An outstanding running back at the University of Wisconsin during his college days, Wood has worked under all eight head coaches in Bengals history. He joined the club in 1975, Paul Brown's final season as head coach, and has since coordinated strength training for Bill Johnson, Homer Rice, Forrest Gregg, Sam Wyche, Dave Shula, Bruce Coslet and Dick LeBeau.

Wood's birthdate is July 12, 1945. His hometown is Barrington, Ill. He has four children: John, 23, twins Becky and Alyssa, 21, and Jacqueline, 18. John Wood is a senior nose tackle at the University of Michigan.

PLAYING AND COACHING HISTORY — 1964-66: Played running back at Wisconsin. **1975-present:** Strength and conditioning coach, Bengals.

PILING UP THE YARDS

Bengals HB **Corey Dillon** has led the team in rushing yardage each of the last five seasons (1997-2001). The team record for most consecutive years leading the club in rushing is held by FB **Pete Johnson**, who led the Bengals for seven straight years, from 1977-83.



THE PLAYERS



BENGALS ROSTER — VETERANS

(As of July 10, 2002)

NO	NAME	POS	HT	WT	BORN	EXP	COLLEGE	HOMETOWN	HOW ACQ
71	ANDERSON, Willie	OT	6-5	340	7-11-75	7	Auburn	Whistler, Ala.	D1'96
33	ARMOUR, JoJuan	SS	5-11	220	7-10-76	4	Miami (Ohio)	Toledo, Ohio	FA00
23	BEAN, Robert	CB	5-11	178	1-6-78	3	Mississippi State	Decatur, Ga.	D5'00
36	BENNETT, Brandon	HB	5-11	220	2-3-73	4	South Carolina	Taylors, S.C.	FA99
96	BOOKER, Vaughn	DE	6-5	300	2-24-68	9	Cincinnati	Cincinnati, Ohio	UFA(G.B.)00
74	ABRAHAM, Rich	C	6-4	305	11-6-70	9	West Virginia	Morgantown, W.Va.	W(Ariz.)94
88	BREWER, Sean	TE	6-4	255	10-5-77	2	San Jose State	Riverside, Calif.	D3'01
21	BURRIS, Jeff	CB	6-0	190	6-7-72	9	Notre Dame	Rock Hill, S.C.	FA02
91	CHEVRIER, Randy	LS-DT	6-2	291	6-6-76	2	McGill (Canada)	Montreal (Quebec, Canada)	FA01
4	COVINGTON, Scott	QB	6-3	217	1-17-76	3	Miami (Fla.)	Laguna Niguel, Calif.	FA01
98	CURTIS, Canute	OLB	6-2	257	8-4-74	6	West Virginia	Amityville, N.Y.	FA98
68	DAVIS, Pernell	DT	6-2	325	5-19-76	2	Alabama-Birmingham	Birmingham, Ala.	FA02
28	DILLON, Corey	HB	6-1	225	10-24-74	6	Washington	Seattle, Wash.	D2'97
81	DUGANS, Ron	WR	6-2	205	4-27-77	3	Florida State	Tallahassee, Fla.	D3'00
53	EDMONDS, Chris	TE-OLB	6-3	250	1-1-78	1	West Virginia	Pittsburgh, Pa.	FA01
83	FARMER, Danny	WR	6-3	215	5-21-77	3	UCLA	Los Angeles, Calif.	W(Pitt.)00
95	FOLEY, Steve	OLB	6-3	260	9-9-75	5	Northeast Louisiana	Little Rock, Ark.	D3a'98
12	FREROTTE, Gus	QB	6-3	225	7-31-71	9	Tulsa	Ford City, Pa.	UFA(Den.)02
99	GIBSON, Oliver	DT	6-2	315	3-15-72	8	Notre Dame	Chicago, Ill.	UFA(Pitt.)98
63	GOFF, Mike	G	6-5	311	1-6-76	5	Iowa	Peru, Ill.	D3b'98
62	GUTIERREZ, Brock	C	6-3	304	9-25-73	6	Central Michigan	Charlotte, Mich.	FA98
26	HALL, Cory	SS	6-0	213	12-5-76	4	Fresno State	Bakersfield, Calif.	D3'99
8	HARRIS, Nick	P	6-2	218	7-23-78	2	California	Avondale, Ariz.	W(Den.)01
27	HAWKINS, Artrell	CB	5-10	190	11-24-76	5	Cincinnati	Johnstown, Pa.	D2'98
22	HEATH, Rodney	CB	5-10	177	10-29-74	4	Minnesota	Cincinnati, Ohio	FA99
84	HOUSHMANDZADEH, T.J.	WR	6-1	197	9-26-77	2	Oregon State	Barstow, Calif.	D7'01
10	IVY, Khori	WR	6-3	195	3-16-78	1	West Virginia	Boca Raton, Fla.	FA02
65	JACKSON, John	OT	6-6	300	1-4-65	15	Eastern Kentucky	Cincinnati, Ohio	FA00
25	JENNINGS, Ligarious	CB	5-8	202	11-3-77	2	Tennessee State	Birmingham, Ala.	FA01
85	JOHNSON, Chad	WR	6-2	192	1-9-78	2	Oregon State	Miami, Fla.	D2'01
50	JOHNSON, Riall	OLB	6-3	243	4-20-78	2	Stanford	Lynnwood, Wash.	FA01
32	JOHNSON, Rudi	HB	5-10	233	10-1-79	2	Auburn	Ettrick, Va.	D4'01
34	KAESVIHARN, Kevin	CB	6-1	190	8-29-76	2	Augustana (S.D.)	Lakeville, Minn.	FA01
29	KEATON, Curtis	HB-KOR	5-10	222	10-18-76	3	James Madison	Columbus, Ohio	D4'00
3	KITNA, Jon	QB	6-2	220	9-21-72	6	Central Washington	Tacoma, Wash.	UFA(Sea.)01
58	LANGFORD, Jevon	DE	6-3	270	2-16-74	7	Oklahoma State	Washington, D.C.	FA01
17	LEVYA, Victor	G	6-4	315	12-18-77	2	Arizona State	Porterville, Calif.	D5'01
43	McMULLEN, Kirk	TE	6-4	246	7-19-77	2	Pittsburgh	Imperial, Pa.	FA01
93	MONDS, Mario	DT	6-3	325	11-10-76	2	Cincinnati	Fort Pierce, Fla.	W(Wash.)01
41	NEAL, Lorenzo	FB	5-11	245	12-27-70	10	Fresno State	Fresno, Calif.	FA01
72	ODWYER, Matt	G	6-5	310	9-1-72	8	Northwestern	Lincolnshire, Ill.	UFA(NYJ)99
92	OGBOGU, Eric	DE	6-4	270	7-18-75	5	Maryland	Irvington, N.Y.	UFA(NYJ)02
5	RACKERS, Neil	K	6-0	205	8-16-76	3	Illinois	St. Louis, Mo.	D6'00
64	REDZINIAK, Ray	C	6-2	297	12-17-78	1	Illinois	Melbourne Beach, Fla.	FA02
79	REHBERG, Scott	G	6-8	325	11-17-73	6	Central Michigan	Kalamazoo, Mich.	FA00
20	ROMAN, Mark	FS	5-11	189	3-26-77	3	Louisiana State	New Iberia, La.	D2'00
57	ROSS, Adrian	MLB	6-2	251	2-19-75	5	Colorado State	San Jose, Calif.	CFA98
48	ST. LOUIS, Brad	TE-LS	6-3	247	8-19-76	3	SW Missouri State	Belton, Mo.	D7'00
56	SIMMONS, Brian	MLB	6-3	248	6-21-75	5	North Carolina	New Bern, N.C.	D1b'98
11	SMITH, Akili	QB	6-3	220	8-21-75	4	Oregon	San Diego, Calif.	D1'99
90	SMITH, Justin	DE	6-4	270	9-30-79	2	Missouri	Holt's Summit, Mo.	D1'01
59	SPEARMAN, Armegis	OLB	6-1	251	4-5-78	3	Mississippi	Bruce, Miss.	CFA00
51	SPIKES, Takeo	OLB	6-2	245	12-17-76	5	Auburn	Sandersville, Ga.	D1a'98
70	STEELE, Glen	DT	6-4	300	10-4-74	5	Michigan	Ligonier, Ind.	D4'98
75	STEPHENS, Jamain	OT	6-6	340	1-9-74	7	North Carolina A&T	Lumberton, N.C.	W(Pitt.)99
80	WARRICK, Peter	WR-PR	5-11	195	6-19-77	3	Florida State	Bradenton, Fla.	D1'00
73	WEBB, Richmond	OT	6-6	325	1-11-67	13	Texas A&M	Dallas, Texas	UFA(Mia.)01
82	WESTBROOK, Michael	WR	6-3	221	7-7-72	8	Colorado	Detroit, Mich.	UFA(Wash.)02
97	WHITTINGTON, Bernard	DT	6-5	291	8-20-71	9	Indiana	St. Louis, Mo.	UFA(Ind.)01
30	WILLIAMS, Nick	FB-(H-B)	6-2	267	3-30-77	4	Miami (Fla.)	Farmington Hills, Mich.	D5'99
94	WILLIAMS, Tony	DT	6-1	294	7-9-75	6	Memphis	Memphis, Tenn.	UFA(Minn.)01
55	WILSON, Reinard	DE	6-2	270	12-17-73	6	Florida State	Lake City, Fla.	D1'97

CFA — College Free Agent; D — Draft; FA — Veteran Free Agent (Released); T — Trade; UFA — Unrestricted Free Agent; W — Waivers

BENGALS ROSTER — ROOKIES

(As of July 10, 2002)

NO	NAME	POS	HT	WT	BORN	COLLEGE	HOMETOWN	HOW ACQ
9	ARCHIE, Chris	WR	6-4	204	7-9-79	Eastern Michigan	Detroit, Mich.	CFA02
60	BLAND, Justin	OT	6-5	340	2-11-80	Missouri	Chillicothe, Mo.	CFA02
2	DORSCH, Travis	K-P	6-6	227	9-4-79	Purdue	Bozeman, Mont.	D02
52	EVANS, Joey	DE	6-4	279	8-22-79	North Carolina	Fayetteville, N.C.	D702
61	GRABOWSKI, John	OT	6-5	313	3-23-79	Eastern Michigan	South Holland, Ill.	CFA02
49	GRANT, Robert	FS	6-0	200	8-26-80	Hawaii	Oakland, Calif.	CFA02
19	HOFFMAN, Gavin	QB	6-5	232	12-13-78	Pennsylvania	Wayzata, Minn.	CFA02
38	JACKSON, Harold	FB	6-1	255	1-31-78	Temple	Wilkes-Barre, Pa.	CFA02
76	JONES, Levi	OT	6-5	306	8-24-79	Arizona State	Eloy, Ariz.	D102
45	KELLY, Stephen	FS	6-2	212	10-20-79	Winston-Salem State	Dorchester, S.C.	CFA02
47	LEVELS, Dwayne	MLB	6-2	259	5-9-79	Oklahoma State	Richardson, Texas	CFA02
18	LEVERETTE, Kwazeon	WR	6-1	190	12-3-75	Syracuse	Yonkers, N.Y.	CFA02
15	LEVY, Darcey	WR	6-2	202	7-5-79	Pittsburgh	Aurora, Colo.	CFA02
44	MANUEL, Marquand	FS	6-0	209	7-11-79	Florida	Miami, Fla.	D602
35	MURRAY, Jason	FB	6-1	252	11-30-78	Notre Dame	Belle Vernon, Pa.	CFA02
37	MYLES, Reggie	CB	5-11	185	10-10-79	Alabama	Pascagoula, Miss.	CFA02
40	PETTY, Jermaine	MLB	6-3	261	2-1-78	Arkansas	Inman, S.C.	CFA02
42	PRATHER, Pig	SS	6-0	200	8-8-79	Mississippi State	Falkner, Miss.	CFA02
46	RODRIGUEZ, Tito	OLB	6-0	245	8-16-79	Central Florida	Lehigh Acres, Fla.	CFA02
39	SAMS, Tierre	CB	5-9	169	9-30-77	Fresno State	Fresno, Calif.	CFA02
87	SANSBURY, Trent	TE	6-2	244	4-5-79	Furman	Litburn, Ga.	CFA02
89	SCHOBEL, Matt	TE	6-5	263	11-4-78	Texas Christian	Columbus, Texas	D302
16	SLATER, Michael	WR	6-1	184	11-7-78	Murray State	Vicksburg, Miss.	CFA02
66	SZALAY, Thatcher	G	6-4	303	1-18-79	Montana	Whitefish, Mont.	CFA02
24	THOMPSON, Lamont	FS	6-1	220	7-30-78	Washington State	Richmond, Calif.	D202

CFA — College Free Agent; D — Draft

BENGALS NUMERICAL ROSTER

(As of July 10, 2002)

2	Travis Dorsch	K-P	38	Harold Jackson	FB	71	Willie Anderson	OT
3	Jon Kitna	QB	39	Tierre Sams	CB	72	Matt O'Dwyer	G
4	Scott Covington	QB	40	Jermaine Petty	MLB	73	Richmond Webb	OT
5	Neil Rackers	K	41	Lorenzo Neal	FB	74	Rich Braham	C
8	Nick Harris	P	42	Pig Prather	SS	75	Jamain Stephens	OT
9	Chris Archie	WR	43	Kirk McMullen	TE	76	Levi Jones	OT
10	Khori Ivy	WR	44	Marquand Manuel	FS	77	Victor Levya	G
11	Akili Smith	QB	45	Stephen Kelly	FS	79	Scott Rehberg	G
12	Gus Frerotte	QB	46	Tito Rodriguez	OLB	80	Peter Warrick	WR-PR
15	Darcey Levy	WR	47	Dwayne Levels	MLB	81	Ron Dugans	WR
16	Michael Slater	WR	48	Brad St. Louis	TE-LS	82	Michael Westbrook	WR
18	Kwazeon Leverette	WR	49	Robert Grant	FS	83	Danny Farmer	WR
19	Gavin Hoffman	QB	50	Riall Johnson	OLB	84	T.J. Houshmandzadeh	WR
20	Mark Roman	FS	51	Takeo Spikes	OLB	85	Chad Johnson	WR
21	Jeff Burris	CB	52	Joey Evans	DE	87	Trent Sansbury	TE
22	Rodney Heath	CB	53	Chris Edmonds	TE-OLB	88	Sean Brewer	TE
23	Robert Bean	CB	55	Reinard Wilson	DE	89	Matt Schobel	TE
24	Lamont Thompson	FS	56	Brian Simmons	MLB	90	Justin Smith	DE
25	Ligarius Jennings	CB	57	Adrian Ross	MLB	91	Randy Chevrier	LS-DT
26	Cory Hall	SS	58	Jevon Langford	DE	92	Eric Ogbogu	DE
27	Artrell Hawkins	CB	59	Armegis Spearman	OLB	93	Mario Monds	DT
28	Cory Dillon	HB	60	Justin Bland	OT	94	Tony Williams	DT
29	Curtes Keaton	HB-KOR	61	John Grabowski	OT	95	Steve Foley	OLB
30	Nick Williams	FB-(H-B)	62	Brock Gutierrez	C	96	Vaughn Booker	DE
32	Rudi Johnson	HB	63	Mike Goff	G	97	Bernard Whittington	DT
33	JoJuan Armour	SS	64	Ray Redziniak	C	98	Canute Curtis	OLB
34	Kevin Kaesviharn	CB	65	John Jackson	OT	99	Oliver Gibson	DT
36	Jason Murray	FB	66	Thatcher Szalay	G			
35	Brandon Bennett	HB	68	Pernell Davis	DT			
37	Reggie Myles	CB	70	Glen Steele	DT			

BENGALS DEPTH CHART

(As of July 10, 2002)

OFFENSE

WR 82 - Michael Westbrook

LT 73 - Richmond Webb

LG 72 - Matt O'Dwyer
C 74 - Rich Braham
RG 63 - Mike Goff
RT 71 - Willie Anderson
TE 88 - Sean Brewer

85 - Chad Johnson

76 - Levi Jones

79 - Scott Rehberg
62 - Brock Gutierrez
77 - Victor Leyva
75 - Jamain Stephens
89 - Matt Schobel

84 - T.J. Houshmandzadeh
10 - Khori Ivy
15 - Darcey Levy
65 - John Jackson
61 - John Grabowski
66 - Thatcher Szalay
64 - Ray Redziniak

60 - Justin Bland
43 - Kirk McMullen
48 - Brad St. Louis
87 - Trent Sansbury
30 - Nick Williams (H-back)
53 - Chris Edmonds
83 - Danny Farmer
12 - Kwazeon Leverette
16 - Michael Slater
9 - Chris Archie
11 - Akili Smith
4 - Scott Covington
19 - Gavin Hoffman
29 - Curtis Keaton
32 - Rudi Johnson
35 - Jason Murray
38 - Harold Jackson

WR 80 - Peter Warrick

81 - Ron Dugans

QB 3 - Jon Kitna

12 - Gus Frerotte

HB 28 - Corey Dillon

36 - Brandon Bennett

FB 41 - Lorenzo Neal

30 - Nick Williams

DEFENSE

LE 96 - Vaughn Booker
LDT 99 - Oliver Gibson
RDT 91 - Tony Williams

92 - Eric Ogbogu
70 - Glen Steele
97 - Bernard Whittington

RE 90 - Justin Smith
LLB 95 - Steve Foley

55 - Reinard Wilson
98 - Canute Curtis

MLB 56 - Brian Simmons

57 - Adrian Ross

RLB 51 - Takeo Spikes
LCB 21 - Jeff Burris

59 - Armegis Spearman
23 - Robert Bean

RCB 27 - Artrell Hawkins

34 - Kevin Kaesviharn

SS 26 - Cory Hall
FS 24 - Lamont Thompson

33 - JoJuan Armour
20 - Mark Roman
52 - Joey Evans
93 - Mario Monds
68 - Pernell Davis
91 - Randy Chevrier
58 - Jevon Langford
53 - Chris Edmonds
50 - Riall Johnson
40 - Jermaine Petty
47 - Dwayne Levels
46 - Tito Rodriguez
25 - Ligarius Jennings
37 - Reggie Myles
22 - Rodney Heath
39 - Tierre Sams
42 - Pig Prather
44 - Marquand Manuel
45 - Stephon Kelly
49 - Robert Grant

SPECIALTY

P 8 - Nick Harris
K 5 - Neil Rackers
H 8 - Nick Harris
KO 5 - Neil Rackers
KOR 29 - Curtis Keaton

2 - Travis Dorsch
2 - Travis Dorsch
89 - Matt Schobel
2 - Travis Dorsch
84 - T.J. Houshmandzadeh

PR 80 - Peter Warrick
LS 48 - Brad St. Louis

84 - T.J. Houshmandzadeh
91 - Randy Chevrier

5 - Neil Rackers
8 - Nick Harris
83 - Danny Farmer
8 - Nick Harris
36 - Brandon Bennett
32 - Rudi Johnson
83 - Danny Farmer
89 - Matt Schobel
90 - Justin Smith
95 - Steve Foley
43 - Kirk McMullen

Rookies & first-year players are underlined. #-Injured.

VETERAN PLAYER BIOGRAPHIES

OT



WILLIE ANDERSON



71

Ht: 6-5 **Wt:** 340

College: Auburn

7th year in NFL

2001 Games-Starts: 16-16; **Career Games-Starts:** 94-88

Contract status as of 7-10-02: In second season of a six-year deal

Acquired: D1 '96 (10th overall)

Born: 7-11-75

Dominant presence on Bengals' offensive front ... Graded "outstanding" (90% or better) in 11 of 16 games, leading line in 90%-plus marks ... Has started at ROT for all five of HB Corey Dillon's pro seasons, with Dillon rushing for 1100 or more yards each year ... Has played 94 of a possible 96 games in his career ... As a pass blocker, helped Bengals last season to fourth-best performance in team history in sacks allowed (28) ... Was on starting offensive line for top individual rushing game in NFL history, 278 yards by Dillon vs. Denver in 2000 ... Was a first alternate in Pro Bowl voting last season.

2001 PARTICIPATION: Started every game at ROT for the second straight season ... Sideline during second quarter Oct. 21 vs. Chicago with mild concussion; attempted return in second half but was unable to continue ... Returned to starting lineup Oct. 28 at Detroit ... Sideline briefly by right ankle sprain Dec. 9 vs. Jacksonville but returned to action ... Played Dec. 16 at Jets despite missing practice time with right ankle sprain ... Finished third on offense with 1033 snaps played (of 1071 total).

2001 HIGHLIGHTS: Led the line in coaches' ratings for dominating blocks (14) ... Key contributor as Bengals allowed 10.6 fewer sacks than the NFL season average of 38.6 ... Helped power HB Corey Dillon to 1315 rushing yards, second-most by a rusher in team history ... Credited with 5 dominating blocks, most by a Bengal in a game all season, in season-opening win Sept. 9 vs. New England ... Graded 105% vs. Patriots, highest grade by a Bengal all season ... On Sept. 23 vs. Baltimore, posted a 95% grade in aiding Dillon to the most yards (57) by a back against the Ravens in a span of 14 games ... Blocked for Dillon's 140-yard performance Oct. 14 vs. Cleveland, and line allowed no sacks in victory over Browns ... Excelled on Oct. 28 at Detroit, grading 92% as Bengals gained 412 yards (224 rushing, 188 passing), with QB Jon Kitna sacked only once and Dillon rushing for Bengals road-record 184 yards ... Played every offensive snap Nov. 11 at Jacksonville ... Graded 100% while playing every snap Dec. 2 vs. Tampa Bay ... Played every offensive snap as team allowed no sacks Dec. 16 at N.Y. Jets ... Graded 91% Dec. 23 at Baltimore as Corey Dillon rushed for 127 yards, the first 100-yard game by an individual against the Ravens in 51 games ... Helped line pave the way in Dec. 30 overtime win vs. Pittsburgh for 544 total net yards, grading 94% as team posted 11th-highest yardage figure in Bengals history and the most since a 582-yard effort on

Oct. 7, 1990 at the L.A. Rams ... Cincinnati's 403 net passing yards vs. Pittsburgh were fifth-most in team history, and the Bengals tied a team record with 22 passing first downs ... QB Jon Kitna was sacked only twice by Pittsburgh and threw 68 passes, tied for third-most in NFL history ... Played every snap Jan. 6 at Tennessee as line allowed only 1 sack and underwrote a 436-yard day (336 passing, 100 rushing) ... Supported 980-yard offensive output in the final two games, most by Bengals in consecutive games since 1012 yards in Games 13-14 of 1997.

PREVIOUS SEASONS — 1996: Drafted by Bengals in first round (10th overall) ... Signed Aug. 5, missing first three weeks of training camp and first preseason game ... Preseason play was limited to Game 2, Aug. 10 at Arizona, as he missed final two games with knee and ankle injuries suffered against Cardinals ... Played as reserve for Games 1-6 of regular season, and started Games 7-16 at RT ... Named to NFL All-Rookie teams by *Football News* and by *College & Pro Football Newsweekly* ... Led team in coaches' ratings with 24 "pancake" blocks, though he played only the fifth-most snaps among offensive linemen ... Credited by coaches with 4 pancakes and overall dominant run blocking in first NFL start, Oct. 20 at San Francisco ... Had 4 pancakes Nov. 3 at Baltimore, and threw a key block on Ki-Jana Carter 1-yard TD run that began biggest road comeback in Bengals history (from 21-3 deficit to 24-21 win) ... Buried Pittsburgh safety Randy Fuller in open field to key Eric Bieniemy's 33-yard TD run Nov. 10 vs. Pittsburgh, longest run of Bengals' season ... Had 4 pancakes Dec. 8 vs. Baltimore and second straight game without a missed assignment ... Had 2 pancakes Dec. 22 vs. Indianapolis before knee bruise forced him out of game. **1997:** Started every game at RT, though he was switched back to LT for portions of Games 1-2 when offense had pass-protection problems on left side ... Played every game for second straight season ... Ranked third on offense with 950 scrimmage snaps (95% of total) ... Earned offensive Game Ball from coaches for his performance Dec. 14 vs. Dallas, when Bengals rushed for 157 yards, passed for 262 and allowed only 1 sack ... Only offensive lineman to be awarded an individual Game Ball in '97 ... Shared offensive Game Ball with other members of offensive line for aiding Corey Dillon's 246-yard rushing effort Dec. 4 vs. Tennessee ... Threw crushing block on an Oilers LB to spring Dillon for 31-yard TD run vs. Tennessee ... Flagged for only 1 penalty all season ... Ranked second on line to Rich Braham with 32 "pancake" blocks for season ...

THE PLAYERS

(Willie Anderson, continued)

Graded "excellent" (90% or better) by coaches in six games ... Led regular OL starters in special teams snaps (57) ... One of only seven Bengals to start every game. **1998:** Played every game for third year in a row ... Led line in coaches' compilation of "pancake" blocks (14) ... Had a top performance Sept. 20 vs. Green Bay, battling Reggie White, as the Packer All-Pro was held to 2 tackles (1 solo) and no sacks ... Had 5 pancakes, single-game Bengals high for '98, on Nov. 15 at Minnesota ... Had 3 pancakes in Sept. 6 opener vs. Tennessee, and 2 pancakes Dec. 13 at Indianapolis ... Graded "excellent" (90% or better) in four games ... One of 11 Bengals to start every game. **1999:** Injuries stalled Anderson for the first time in his career, as he missed two games ... His start on Nov. 14 vs. Tennessee was his 52nd straight, and at that point he had played in all 58 games of his Bengals career; but he suffered a right foot sprain vs. Tennessee, and was active but DNP Nov. 21 vs. Baltimore ... Returned to action Nov. 28 vs. Pittsburgh, the start of three-game Cincinnati win streak ... Made his 14th start of season Dec. 26 at Baltimore, but suffered left ankle sprain and left knee strain, and was on inactive list for season finale Jan. 2 at Jacksonville ... Credited with 15 pancake blocks, highest ratio per snap on the line ... Led team with 4 pancakes Dec. 12 vs. Cleveland and with 3 pancakes Dec. 5 vs. San Francisco ... Joined other offensive line starters in earning coaches' offensive Game Ball after 459-yard output vs. Browns ... Flagged for only two penalties all season (one holding; one false start) ... Graded 100% in three games — Nov. 14 vs. Tennessee, Dec. 12 vs. Cleveland and Dec. 26 at Baltimore; only offensive lineman to post 100% grade in any game ... Aided offensive output of 215 rushing and 204 passing yards in Oct. 10 win at Cleveland ... Paved way for 192 yards rushing for Corey Dillon in victory Dec. 12 vs. Cleveland; total rushing offense for the game of 279 yards was second-most to that point in team history. **2000:** Started every game despite suffering a string of injuries ... Finished third on the offense with 898 total snaps, 89.7% of total ... Saw reduced playing time Oct. 1 vs. Miami due to knee and hamstring injuries ... Battled through sore back in November ... Sidelined by right ankle sprain in second quarter Dec. 10 at Tennessee, but came back to play every snap Dec. 17 vs. Jacksonville ... Missed second half of season finale Dec. 24 at Philadelphia due to thigh bruise ... Graded "outstanding" (93%) in victory Oct. 22 vs. Denver, playing every offensive snap as HB Corey Dillon rushed for NFL-record 278 yards ... Helped spark team to a club-record 407 rushing yards vs. Broncos ... Led line in film reviews for the season with 16 "dominating blocks" (DB) ... Credited with 7 DB, most by any Bengal in a game all season, in Dec. 3 win vs. Arizona ... His effort vs. Arizona supported 216-yard rushing day by Dillon, third-highest

in team history, and 292-yard day by the team, also third in club annals ... Extra effort pushed him to coaching grades above 100% in two games — 106% Nov. 12 at Dallas and 103% Dec. 3 vs. Arizona ... Coaches rated his effort "inspiring" on Dec. 17 vs. Jacksonville, as he played every snap in upset victory after missing practice all week due to ankle sprain suffered Dec. 10 at Tennessee; graded 94% vs. Jaguars ... Cited in coaches' reports for "dominant run-blocking" effort in win Oct. 29 at Cleveland.

COLLEGE: Helped lead Auburn to 20-1-1 record in 1994 and '95 and to first 5000-yard offensive season in school history (5049 in '95) ... Entered draft after junior season ... Marked himself as a top prospect with an outstanding sophomore season performance against Florida star DE Kevin Carter, who was No. 6 overall pick in the following spring's draft ... Second-team All-American selection by *Associated Press* as a junior, when he was credited with 76 knockdown blocks ... Cited for only 20 missed assignments in 1356 snaps over final two seasons ... Started as true freshman in 1993.

CAPTAIN OF CARING: Anderson is one of the Bengals' most active players in civic and charitable endeavors, and was the team's nominee for the NFL Man of the Year Award in both 2000 and 2001. He hosts annual Christmas parties for Boys and Girls Clubs and regularly donates Bengals game tickets in his private suite to underprivileged children. He also sponsors dinners for homeless persons in Cincinnati and in Alabama, supports Christmas and Halloween parties at Children's Hospital of Cincinnati, and is a Little League football sponsor.

PERSONAL: Hometown is Whistler, Ala. ... Played at Vigor High School in Mobile, Ala., where he was an All-America first-team selection by *Parade Magazine* and *USA Today* ... Has a son, Jair (9-21-97) ... Hobbies include reading, playing basketball, piano playing, traveling, yacht racing, skydiving, wine tasting and whitewater rafting ... Owns a real estate and music managing company, "Think B.I.G. Inc." ... Marketing education major at Auburn ... Wears biggest shoe size (19-EEE) in Bengals history ... Full name is Willie Aaron Anderson.

WILLIE ANDERSON'S STATISTICS

YEAR	TEAM	GAMES	STARTS
1996	Cincinnati	16	10
1997	Cincinnati	16	16
1998	Cincinnati	16	16
1999	Cincinnati	14	14
2000	Cincinnati	16	16
2001	Cincinnati	16	16
CAREER		94	88

PROTECTION PLUS

The Bengals allowed only 28 sacks in 2001 (1.75 per game), the fourth-lowest total in team history in both total sacks and sacks-per-game. The record for fewest total sacks allowed is 24, by the 1972 and '73 teams, but those clubs played only 14-game seasons. The record for fewest sacks-per-game belongs to the 1995 team, which surrendered 25 in 16 games for a 1.56 average.

SS



JoJUAN ARMOUR

Ht: 5-11 Wt: 220

College: Miami (Ohio)

4th year in NFL

2001 Games-Starts: 16-11; Career Games-Starts: 22-11

Contract status as of 7-10-02: One-year contract for 2002

Acquired: FA '00

Born: 7-10-76



33

Ohio native from nearby Miami University took over last season as the team's No. 1 strong safety, starting 11 of the last 12 games ... Finished fifth on the team in tackles (77) ... Also a major contributor on special teams, finishing tied for fourth with 15 tackles.

2001 PARTICIPATION: Played every game for the first time in his career ... Assumed No. 1 SS role for the final 12 games (coaches' decision), beginning with Game 5, Oct. 14 vs. Cleveland ... Started Games 5-8 and 10-16 ... Did not start Game 9, Nov. 18 vs. Tennessee, as team opened play with three cornerbacks.

2001 HIGHLIGHTS: Had 36 solo tackles among his 77 total ... His 5 passes broken up ranked tied for third ... Led the team with 3 special teams tackles Sept. 30 at San Diego ... Made first NFL start Oct. 14 vs. Cleveland, promoted to starting SS role as Cory Hall moved from SS to FS and Chris Carter surrendered starting FS role ... Had 4 tackles (2 solo) in win over Browns ... Had 7 tackles (3 solo) on Oct. 21 vs. Chicago ... Finished with 6 tackles (5 solo) Nov. 11 at Jacksonville, including stop on RB Stacey Mack for no gain on second-and-10 in the second quarter on a drive resulting in a punt ... Tied for team-leading 3 special teams stops at Jacksonville ... Tied for second on defense with 8 tackles (5 solo) on Nov. 18 vs. Tennessee ... Had 7 tackles (2 solo) Nov. 25 at Cleveland, and broke up a pass in the second quarter on third-down play intended for TE O.J. Santiago ... Led the secondary with 11 tackles (8 solo) and had 1 pass broken up Dec. 2 vs. Tampa Bay ... Delivered a punishing hit to Bucs TE Dave Moore on second down of the Bucs' possession in overtime, causing an incompleteness on the drive, resulting in a punt ... On Dec. 23 at Baltimore, finished tied with Brian Simmons for second on the team with 7 tackles ... Had 8 tackles (2 solo) and broke up a pass Dec. 30 vs. Pittsburgh ... Played in spring 2001 for Barcelona in NFL Europe, helping Dragons reach the World Bowl title game.

PREVIOUS SEASONS — 1999: Drafted by Oakland Raiders in seventh round (224th overall) ... Played in

preseason with Raiders ... Acquired by Jacksonville on waivers Sept. 6 ... On Jacksonville inactive list for Games 1-2 of regular season ... Acquired by Bengals on waivers Sept. 21 ... On Bengals inactive list Sept. 26 at Carolina, and played for Cincinnati on special teams Oct. 3 vs. St. Louis and Oct. 10 at Cleveland ... Waived Oct. 15; re-signed Oct. 16 to Bengals practice squad ... Re-signed to Bengals 53-player roster Dec. 16 ... On Bengals inactive list for Games 15-16. **2000:** Opened training camp as SS, then moved to OLB during second week of regular season (returned to SS for 2001) ... Suffered groin pull early in training camp and missed first three preseason games ... Played in preseason finale, Aug. 25 vs. Detroit, and had 4 tackles (3 solo) ... Waived on Aug. 27, and signed Aug. 28 to Bengals practice squad ... On practice squad for Games 1-4, and signed Oct. 2 to Bengals 53-player roster ... Played on Oct. 8 vs. Tennessee (no statistics) ... Had 1 special teams tackle Oct. 15 at Pittsburgh, but suffered great toe sprain and was on inactive list for the next eight games ... Returned to action for games Dec. 17 vs. Jacksonville and Dec. 24 at Philadelphia ... Impressed coaches at Philadelphia as a "spy" on QB Donovan McNabb ... Helped hold McNabb to 20 yards rushing on 3 attempts.

COLLEGE: Four-year letterman at Miami, and was named Mid-American Conference Defensive Player of the Year as a linebacker in both his junior and senior seasons ... Played in all 44 games of his Miami career, with 37 starts ... Closed his career ranked 10th all-time at Miami with 396 tackles ... Captain of a 10-1 team as a senior, and led the club with 16 tackles for loss, for 66 yards ... Recipient of the John Baumes Award as Miami's outstanding freshman following the 1995 season.

PERSONAL: Hometown is Toledo, Ohio ... Four-year starter as LB and RB at Toledo's Central Catholic High School; left school as the only four-year varsity starter in school history ... Married (wife Myriah) ... Hobbies include movies, video games, and gatherings with family and friends ... Social studies education major at Miami ... Name is pronounced "joe-WAHN AR-mur."

THE PLAYERS

THIS RECORD HOLDS THE RECORD

The oldest season record in Bengals history, and the only one still standing from the Nippert Stadium years, is QB **Greg Cook's** average of 9.41 yards gained per passing attempt in 1969. The only other average of more than nine yards was 9.21 by QB **Boomer Esiason** in 1988.

JOJUAN ARMOUR'S STATISTICS

YEAR	TEAM	G-S	Defense							Interceptions					Scoring			
			ST	AT	TT	SKS-YDS	PBU	FF	FR-YDS	NO	YDS	AVG	LG	TD	TD	IntRt	FRRt	S PTS
1999	Jacksonville	0-0	DID NOT PLAY*							DID NOT PLAY*					DID NOT PLAY*			
	Cincinnati	2-0	0	0	0	0-0	0	0	0-0	—	—	—	—	—	—	—	—	—
2000	Cincinnati	4-0	0	0	0	0-0	0	0	0-0	—	—	—	—	—	—	—	—	—
2001	Cincinnati	16-11	36	41	77	0-0	5	0	0-0	—	—	—	—	—	—	—	—	—
CAREER		22-11	36	41	77	0-0	5	0	0-0	—	—	—	—	—	—	—	—	—

YEAR	TEAM	Special Teams							Kickoff Returns					Punt Returns				
		ST	AT	TT	FF	FR-YDS	BP	BFG	BXP	NO	YDS	AVG	FC	LG	TD	NO	YDS	AVG
2000	Cincinnati	1	0	1	0	0-0	0	0	0	—	—	—	—	—	—	—	—	—
2001	Cincinnati	15	0	15	0	0-0	0	0	0	—	—	—	—	—	—	—	—	—
CAREER		16	0	16	0	0-0	0	0	0	—	—	—	—	—	—	—	—	—

*NOTE: Armour was inactive for two games with Jacksonville in 1999.

ARMOUR'S 2001 GAME-BY-GAME DEFENSIVE STATISTICS

DATE	OPPONENT	ST	AT	TT	SKS-YDS	INT-YDS	PBU	FF	FR-YDS
9-9	NEW ENGLAND	0	0	0	0-0	0-0	0	0	0-0
9-23	BALTIMORE	0	0	0	0-0	0-0	1	0	0-0
9-30	at San Diego	1	0	1	0-0	0-0	0	0	0-0
10-7	at Pittsburgh	0	0	0	0-0	0-0	0	0	0-0
10-14	CLEVELAND	2	2	4	0-0	0-0	0	0	0-0
10-21	CHICAGO	3	4	7	0-0	0-0	0	0	0-0
10-28	at Detroit	0	4	4	0-0	0-0	0	0	0-0
11-4	—BYE—								
11-11	at Jacksonville	5	1	6	0-0	0-0	0	0	0-0
11-18	TENNESSEE	5	3	8	0-0	0-0	0	0	0-0
11-25	at Cleveland	2	5	7	0-0	0-0	1	0	0-0
12-2	TAMPA BAY	8	3	11	0-0	0-0	1	0	0-0
12-9	JACKSONVILLE	1	4	5	0-0	0-0	0	0	0-0
12-16	at New York Jets	1	4	5	0-0	0-0	1	0	0-0
12-23	at Baltimore	3	4	7	0-0	0-0	0	0	0-0
12-30	PITTSBURGH	2	6	8	0-0	0-0	1	0	0-0
1-6	at Tennessee	3	1	4	0-0	0-0	0	0	0-0
TOTALS		36	41	77	0-0	0-0	5	0	0-0

CB



ROBERT BEAN

Ht: 5-11 Wt: 178
College: Mississippi State
3rd year in NFL



23

2001 Games-Starts: 15-4; Career Games-Starts: 27-8
Contract status as of 7-10-02: In final season of a three-year deal
Acquired: D5 '00 (133rd overall)
Born: 1-6-78

Fifth-round pick from 2000 NFL Draft is entering his third Bengals season ... Saw significant time in nickel and dime packages in 2001, and started four games for the second straight season ... Helped jump-start Bengals' comeback victory over Pittsburgh with a crucial special teams play ... Intercepted a pass in his first NFL start during his 2000 rookie season.

2001 PARTICIPATION: Played in every game except Oct. 28 at Detroit, when he was out with hamstring injury suffered Oct. 21 vs. Chicago ... Made first of his four starts Nov. 18 vs. Tennessee, as defense opened with three cornerbacks ... Returned to starting lineup as substitute for injured RCB Artrell Hawkins on Dec. 2 vs. Tampa Bay, Dec. 9 vs. Jacksonville and Jan. 6 at Tennessee.

2001 HIGHLIGHTS: On defense, finished with 42 tackles (35 solo), 4 passes broken up and a forced fumble ... On special teams, had 6 tackles and a fumble recovery ... Made key special teams play in victory Dec. 30 vs. Pittsburgh; scooped up a fumbled snap on Steelers' FG attempt and returned it 10 yards to Bengals 44 before lateraling to Brian Simmons, who ran the remaining 56 yards for TD that cut Steelers lead to 14-7 ... Had 3 tackles (1 solo) on Oct. 14 vs. Cleveland and also had 2 special teams tackles ... Filled role of third starting CB Nov. 18 vs. Tennessee and had 6 tackles with 1 pass broken up ... Replaced injured Artrell Hawkins in defensive lineup Nov. 25 at Cleveland and had 6 tackles (5 solo) ... Had 6 tackles and a forced fumble in starting role Dec. 2 vs. Tampa Bay ... Dislodged ball from Bucs RB Mike Alstott in the third

quarter at Bengals' 18-yard line, with Cincinnati's Chris Carter recovering ... Had 6 tackles (4 solo) in start Dec. 9 vs. Jacksonville and broke up 1 pass ... Stopped Jaguars WR Jimmy Smith for a 1-yard loss in the second quarter on a second down of a drive resulting in a punt. ... On Dec. 23 at Baltimore, broke up a pass intended for Qadry Ismail on third down, forcing a punt in the third quarter.

2000: Played in 12 games with four starts ... Started Games 11-13 at LCB ... Started at RCB in Game 14, Dec. 10 at Tennessee, but sidelined by knee strain in second quarter and missed remainder of season ... Saw limited action on defense in season's first half, but earned a closer look with solid pass coverage in brief appearance Nov. 5 vs. Baltimore ... Replaced Tom Carter as starting LCB in the second half on Nov. 12 at Dallas and contributed 4 solo tackles with a pass defended ... Snagged an INT in first start, Nov. 19 at New England, picking off Drew Bledsoe pass at Bengals' 49 in third quarter, to set up a FG drive for 13-10 lead ... Had 4 tackles (3 solo) and 2 passes defended in victory Dec. 3 vs. Arizona ... After three starts at LCB, took over at RCB for Dec. 10 game at Tennessee, replac-

ing injured RCB Rodney Heath ... Broke up 2 long pass attempts from Steve McNair to Chris Sanders in first half at Tennessee, and also had 2 tackles, but suffered knee strain late in second quarter ... Credited in press box statistics with 6 special teams tackles in 2000, tied for fifth place on squad.

COLLEGE: Tied for SEC interceptions lead with 5 as a junior at Mississippi State in 1998, and blocked four punts as MSU senior while starting at cornerback for team that reached the Peach Bowl ... Had 5 blocked punts and 2 blocked field goals during his two seasons at MSU ... Had a 73-yard interception return for a touchdown against Tennessee in the 1998 SEC Championship game ... Played at Georgia Military College in 1996 and '97, earning junior college All-America honors after his sophomore season.

PERSONAL: Hometown is Decatur, Ga. ... Lives in Atlanta during offseason ... Lettered in football, basketball and track at Lakeside High School ... Single ... Hobbies include lifting weights and fishing ... Full name is Robert D. Bean Jr.

ROBERT BEAN'S STATISTICS

		Defense							Interceptions					Scoring					
YEAR	TEAM	G-S	ST	AT	TT	SKS-YDS	PBU	FF	FR-YDS	NO	YDS	AVG	LG	TD	TD	IntRt	FRRt	S	PTS
2000	Cincinnati	12-4	17	2	19	0-0	6	0	0-0	1	0	0.0	0	0	—	—	—	—	—
2001	Cincinnati	15-4	35	7	42	0-0	4	1	0-0	0	0	—	—	0	—	—	—	—	—
CAREER		27-8	52	9	61	0-0	10	1	0-0	1	0	0.0	0	0	—	—	—	—	—

		Special Teams							Kickoff Returns					Punt Returns							
YEAR	TEAM	ST	AT	TT	FF	FR-YDS	BP	BFG	BXP	NO	YDS	AVG	FC	LG	TD	NO	YDS	AVG	FC	LG	TD
2000	Cincinnati	6	0	6	0	0-0	0	0	0	—	—	—	—	—	—	—	—	—	—	—	—
2001	Cincinnati	6	0	6	0	1-10*	0	0	0	—	—	—	—	—	—	—	—	—	—	—	—
CAREER		12	0	12	0	1-10*	0	0	0	—	—	—	—	—	—	—	—	—	—	—	—

*NOTE: Bean recovered a fumble Dec. 30, 2001 vs. Pittsburgh on a Steelers field-goal attempt and returned it 10 yards before lateraling the ball to linebacker Brian Simmons, who returned it an additional 56 yards for a touchdown.

— BEAN'S 2001 GAME-BY-GAME DEFENSIVE STATISTICS —

DATE	OPPONENT	ST	AT	TT	SKS-YDS	INT-YDS	PBU	FF	FR-YDS
9-9	NEW ENGLAND	0	0	0	0-0	0-0	0	0	0-0
9-23	BALTIMORE	2	0	2	0-0	0-0	0	0	0-0
9-30	at San Diego	0	0	0	0-0	0-0	0	0	0-0
10-7	at Pittsburgh	0	0	0	0-0	0-0	0	0	0-0
10-14	CLEVELAND	1	2	3	0-0	0-0	0	0	0-0
10-21	CHICAGO	2	0	2	0-0	0-0	0	0	0-0
10-28	at Detroit				INACTIVE				
11-4	—BYE—								
11-11	at Jacksonville	3	0	3	0-0	0-0	0	0	0-0
11-18	TENNESSEE	6	0	6	0-0	0-0	1	0	0-0
11-25	at Cleveland	5	1	6	0-0	0-0	0	0	0-0
12-2	TAMPA BAY	6	0	6	0-0	0-0	0	1	0-0
12-9	JACKSONVILLE	4	2	6	0-0	0-0	1	0	0-0
12-16	at New York Jets	0	0	0	0-0	0-0	0	0	0-0
12-23	at Baltimore	1	0	1	0-0	0-0	1	0	0-0
12-30	PITTSBURGH	0	1	1	0-0	0-0	0	0	0-0
1-6	at Tennessee	5	1	6	0-0	0-0	1	0	0-0
TOTALS		35	7	42	0-0	0-0	4	1	0-0



Ht: 5-11 Wt: 220
College: South Carolina
4th year in NFL

2001 Games-Starts: 16-1; **Career Games-Starts:** 46-2
Contract status as of 7-10-02: In second season of a three-year deal
Acquired: FA '99
Born: 2-3-73

Fourth-year Bengal has established himself as a reliable performer with big-play ability ... His 36-yard run was big gainer on Bengals' winning OT drive vs. Pittsburgh last season ... The primary backup to starting HB Corey Dillon, Bennett posted a career-high 4.7-yard rushing average in 2001 and finished second among RBs in receiving ... Holds Bengals record for most receiving yards in a game by a running back (119), set in 1998 at Pittsburgh.

2001 PARTICIPATION: Played in every game for the second straight season ... Started Jan. 6 at Tennessee.

2001 HIGHLIGHTS: Rushed for 232 yards on 50 carries (4.6 average) and had 20 pass receptions for 150 yards (7.5) ... Had a season-high 44 rushing yards on 6 carries Dec. 30 vs. Pittsburgh; had 0 net yards on 2 carries in regulation time vs. Steelers, but had 44 yards on 4 carries in overtime, including a 36-yard run to the Cincinnati 46 on Bengals' drive for winning field goal ... Rushed for 43 yards on 6 carries (7.2) in Sept. 9 win vs. New England, including 21-yard run in fourth quarter ... Rushed for 41 yards on season-high 7 attempts (5.9 avg.) in victory Oct. 14 vs. Cleveland, and also had 2 receptions for 18 yards for season-high 59 yards from scrimmage ... Rushed 2-for-17 on Nov. 25 at Cleveland ... Season-high for receptions in a game was 3, on both Sept. 30 at San Diego (20 yards) and Dec. 2 vs. Tampa Bay (21 yards) ... Had 15-yard pass reception Dec. 16 at N.Y. Jets, carrying to Jets' 10 for a first down during second Cincinnati TD drive ... Was 5-for-22 rushing Dec. 23 at Baltimore.

PREVIOUS SEASONS — 1995: Signed with Cleveland as rookie free agent July 25 ... Waived Aug. 21 ... Signed Dec. 6 to Chicago practice squad, where he spent season's final three games. **1996:** Re-signed Feb. 20 with Chicago, and played in three preseason games, rushing for 28 yards on 10 carries ... Waived Aug. 21 ... Signed Nov. 6 to Miami practice squad ... Signed Dec. 17 to Dolphins' 53-player roster, and on inactive list for season finale. **1997:** Opened training camp with Miami ... Played for Dolphins in three preseason games, rushing for 54 yards on 10 carries, including 31-yard TD run in American Bowl game vs. Denver Aug. 4 at Mexico City ... Waived Aug. 12. **1998:** Signed with Bengals as free agent on April 20 ... Led team in preseason rushing (25-126), but was

waived on Aug. 30 ... Re-signed with Bengals as free agent on Sept. 7 ... Played in 14 games, with one start, on Dec. 20 at Pittsburgh, replacing injured Corey Dillon ... Set club record for receiving yards by a RB with 119 in the game at Pittsburgh, and his 182 scrimmage yards in that game were team's second-most of the season; broke receiving yards record for RBs previously held by Essex Johnson, who gained 116 on Sept. 30, 1973 at San Diego ... Finished second on team in rushing yards (243). **1999:** Suffered torn left knee ligament (ACL) in personal workout May 27 ... Had surgery June 3 ... Waived (failed physical) June 3, and cleared waivers June 4, with his NFL rights reverting to Bengals ... Placed June 14 on club's Reserve/Non-Football Injury list ... Transferred to Bengals' offseason roster after final game of '99 season. **2000:** Played in every game and led RBs in special teams snaps (183) ... Had a key play in victory Oct. 22 vs. Denver, breaking a string of tackles on a 19-yard, third-quarter TD run that erased Denver's last lead ... Had season-high 30 receiving yards Sept. 10 vs. Cleveland, including 23-yarder on TD drive in first quarter ... Rushed for 35 yards with 5.0 average Oct. 1 vs. Miami and had season-high 5 catches, including season-long of 25 ... Had 17 carries, tied for season-high, for 39 yards in victory Oct. 29 at Cleveland, plus a 21-yard reception ... Rushing average of 4.8 yards (5 for 24) on Nov. 12 at Dallas included two third-down conversions ... Scored on 37-yard run Nov. 26 vs. Pittsburgh, and averaged season-high 11.0 yards (5 for 55) ... Contributed to 292-yard rushing day in victory Dec. 3 vs. Arizona with season-high 62 yards, including 14-yard TD in third quarter ... Added 8-yard catch vs. Arizona for season-high 70 yards from scrimmage ... Had a 7.2-yard rushing average (5-36) on Dec. 24 at Philadelphia and a 19-yard reception on fourth-quarter TD drive.

COLLEGE: Left South Carolina in 1994 as the school's all-time receptions leader among running backs with 107 (for 968 yards) ... Became third player in school history to lead the team in rushing four straight years ... Scored 28 TDs ... Had 11 games of 100 or more rushing yards, all Gamecock victories.

PERSONAL: Hometown is Taylors, S.C., where he was an all-state football performer at Riverside High School ... Rushed for 2226 yards and 20 TDs as a prep senior.

RILEY REIGNS SUPREME

In the Bengals record book, the most dominant lead in a major career category belongs to CB **Ken Riley**. His 65 interceptions nearly double the total (33) of second-place CB **Louis Breeden**.

BRANDON BENNETT'S STATISTICS

YEAR	TEAM	G-S	Rushing					Receiving					Scoring					
			ATT	YDS	AVG	LG	TD	NO	YDS	AVG	LG	TD	TD	TD-R	TD-P	TD-RT	2-PIC	PTS
1995	Chicago	0-0		DID NOT PLAY*					DID NOT PLAY*					DID NOT PLAY*				
1996	Chicago/Miami	0-0		DID NOT PLAY*					DID NOT PLAY*					DID NOT PLAY*				
1997				DID NOT PLAY*					DID NOT PLAY*					DID NOT PLAY*				
1998	Cincinnati	14-1	77	243	3.2	17	2	8	153	19.1	55	0	2	2	0	0	0	12
1999	Cincinnati	0-0		DID NOT PLAY*					DID NOT PLAY*					DID NOT PLAY*				
2000	Cincinnati	16-0	90	324	3.6	37-1	3	19	168	8.8	25	0	3	3	0	0	0	18
2001	Cincinnati	16-1	50	232	4.6	36	0	20	150	7.5	15	0	0	0	0	0	0	0
CAREER		46-2	217	799	3.7	37-1	5	47	471	10.0	55	0	5	5	0	0	0	30

		Special Teams								Kickoff Returns						Punt Returns					
YEAR	TEAM	FR								NO	YDS	AVG	FC	LG	TD	NO	YDS	AVG	FC	LG	TD
		ST	AT	TT	FF	YDS	BP	BFG	BXP												
1998	Cincinnati	0	0	0	0	0-0	0	0	0	3	61	20.3	0	21	0	—	—	—	—	—	—
2000	Cincinnati	7	0	7	0	0-0	0	0	0	0	0	—	0	—	0	—	—	—	—	—	—
2001	Cincinnati	2	0	2	0	0-0	0	0	0	4	60	15.0	0	19	0	—	—	—	—	—	—
CAREER		9	0	9	0	0-0	0	0	0	7	121	17.3	0	21	0	—	—	—	—	—	—

*NOTE: Bennett was on the practice squad for three games with Chicago in 1995. In 1996, he was on the practice squad for five games with Chicago, and he was on the practice squad for six games and inactive for one game with Miami. He was not with an NFL team during the regular season in 1997. He was on the Reserve/Injured list for 16 games with Cincinnati in 1999.

— BENNETT'S SINGLE-GAME HIGHS —

RUSHING — Attempts: 25 at Pitt. 12-20-98; Yards: 87 at Ind. 12-13-98; Long: 37 vs. Pitt. 11-26-00 (TD); Touchdowns: 1 (5 times), most recently vs. Ariz. 12-3-00.

RECEIVING — Receptions: 5 vs. Mia. 10-1-00; Yards: 119 at Pitt. 12-20-98; Long: 55 at Pitt. 12-20-98.

— BENNETT'S 2001 GAME-BY-GAME STATISTICS —

DATE	OPPONENT	Rushing					Receiving				
		ATT	YDS	AVG	LG	TD	NO	YDS	AVG	LG	TD
9-9	NEW ENGLAND	6	43	7.2	21	0	0	0	—	—	0
9-23	BALTIMORE	3	1	0.3	8	0	1	6	6.0	6	0
9-30	at San Diego	2	8	4.0	8	0	3	20	6.7	9	0
10-7	at Pittsburgh	0	0	—	—	0	0	0	—	—	0
10-14	CLEVELAND	7	41	5.9	19	0	2	18	9.0	10	0
10-21	CHICAGO	2	0	0.0	2	0	1	10	10.0	10	0
10-28	at Detroit	4	8	2.0	4	0	0	0	—	—	0
11-4	—BYE—										
11-11	at Jacksonville	3	14	4.7	8	0	2	19	9.5	13	0
11-18	TENNESSEE	2	7	3.5	6	0	2	8	4.0	13	0
11-25	at Cleveland	2	17	8.5	12	0	0	0	—	—	0
12-2	TAMPA BAY	1	7	7.0	7	0	3	23	7.7	9	0
12-9	JACKSONVILLE	1	-2	-2.0	-2	0	1	11	11.0	11	0
12-16	at New York Jets	3	9	3.0	6	0	1	15	15.0	15	0
12-23	at Baltimore	5	22	4.4	9	0	0	0	—	—	0
12-30	PITTSBURGH	6	44	7.3	36	0	2	11	5.5	7	0
1-6	at Tennessee	3	13	4.3	13	0	2	9	4.5	6	0
TOTALS		50	232	4.6	36	0	20	150	7.5	15	0

A SPECIAL EXPLOSION

The Bengals record for most points in a game by the special teams is 31, from a 43-14 victory at Buffalo on Nov. 8, 1970.

CB **Lemar Parrish** scored two special teams touchdowns, one on a 95-yard kickoff return and another on an 83-yard return of a blocked field goal attempt. K **Horst Muhlmann** added 15 points on five field goals, and four PATs by Muhlmann completed the special teams onslaught.

The offense scored only one TD, one a one-yard run by RB **Jess Phillips**. The defense scored a TD on an eight-yard fumble return by DE **Royce Berry**.



VAUGHN BOOKER



96

Ht: 6-5 **Wt:** 300
College: Cincinnati
9th year in NFL

2001 Games-Starts: 14-13; **Career Games-Starts:** 109-73
Contract status as of 7-10-02: In third season of a five-year deal
Acquired: UFA (G.B.) '00
Born: 2-24-68

Cincinnati native is in his ninth NFL season and third with Bengals ... Started at RDE for 13 games in 2001 and earned consistent high coaching grades for savvy play ... Battled through several minor injuries that cost him practice time, but made use of his experience to perform well on game days.

2001 PARTICIPATION: Started in Games 1, 3-5 and 7-15 at RDE ... In reserve role for Game 2, Sept. 23 vs. Baltimore, due to thigh bruise ... Inactive for Game 6, Oct. 21 vs. Chicago, due to right ankle sprain ... Inactive in season finale Jan. 6 at Tennessee due to hip contusion.

2001 HIGHLIGHTS: Finished season with 54 tackles (37 solo), 1.5 sacks and 2 deflected passes ... Had 4 tackles (2 solo) Sept. 9 vs. New England, including sack shared with Darryl Williams, when Drew Bledsoe was stopped for 2-yard loss on a third-down play, ending Patriots' first possession; also had 2 passes broken up vs. Patriots ... Led DL with 5 tackles (3 solo) Sept. 30 at San Diego ... Had 7 solo tackles Oct. 7 at Pittsburgh; stopped Steelers RB Amos Zereoue for 2-yard gain on third-and-6 in third quarter, and Steelers failed on ensuing fourth-down attempt from Bengals' 36 ... Led DL with 5 tackles (3 solo) in Oct. 14 win vs. Cleveland ... Led line with 5 tackles (2 solo) Oct. 28 at Detroit, including stop of RB Lamont Warren for 3-yard loss on a first down in third quarter on a drive resulting in a punt ... Tied for line lead with 5 stops Nov. 11 at Jacksonville, including 1-yard loss against RB Stacey Mack in fourth quarter, helping force a punt ... Made 6 tackles (4 solo) Nov. 18 vs. Tennessee ... Had 6 tackles (2 solo) Dec. 2 vs. Tampa Bay, including 2 stops on Bucs' final drive of regulation as Tampa Bay was forced to punt, setting up Bengals TD drive that sent game into OT ... Had 3 solo tackles Dec. 9 vs. Jacksonville, including 7-yard sack of Mark Brunell in third quarter, contributing to franchise-record tying 8 sacks by the team ... Had 1 solo tackle Dec. 16 at Jets, stopping RB Curtis Martin for 3-yard loss in second quarter on drive ending in failed field goal attempt ... Made 3 solo tackles Dec. 23 at Baltimore; stopped Ravens FB Sam Gash for 1-yard loss on a first down in second quarter ... Had 4 tackles (3 solo) Dec. 30 vs. Pittsburgh.

CINCINNATI ALL THE WAY: A native of Cincinnati, Booker is the third player to attend high school in the Queen City, play at the University of Cincinnati and then go on to the Bengals. Booker is a product of Taft High School. Other members of the club are RB Clem Turner, who played for the Bengals in 1969 out of Woodward High and UC, and S Rob Niehoff, who played for the Bengals in 1987 out of Roger Bacon High and UC.

PREVIOUS SEASONS — 1992-93: Not selected in 1992 NFL Draft, Booker signed as a free agent with Winnipeg Blue Bombers of Canadian Football League and started for two seasons at DE, with 103 tackles (56 solo), 6 sacks and 4 fumble recoveries. **1994:** Entered NFL with May 2 signing as free agent by Kansas City ... Played 13 games as backup DE, with 24 tackles, 2 forced fumbles, 2 fumble recoveries and 9 QB pressures ... Recovered John Elway fumble to seal a 31-28 comeback victory Oct. 17 at Denver ... Made his other fumble recovery Oct. 9 at San Diego ... Posted season-high 5 tackles, including a half-sack, Dec. 4 vs. Denver. **1995:** Made first NFL start for Chiefs Oct. 1 at Arizona, replacing injured Darren Mickell ... Became full-time starter at RE beginning Oct. 15 vs. New England and started the final nine games there ... Played in all 16 games for the first time in his pro career, starting 10 (nine at right end, one at left end) ... Finished the year with 43 tackles, 1.5 sacks, 49 QB pressures (fifth-most on the team), 1 fumble recovery (returned for his lone NFL touchdown) and 2 passes defensed ... Made the biggest play of his career with 1:52 left Dec. 17 vs. Denver, sealing an eventual 20-17 victory with 14-yard return of a John Elway fumble for a TD ... Had season-high 7 tackles, including a half-sack, on Oct. 22 at Denver ... Posted first full sack of his career Nov. 12 at San Diego ... In Wild Card playoff game against Indianapolis on 1-7-96, recorded 7 tackles, his first postseason sack, a forced fumble and 5 QB pressures. **1996:** Was hindered at the end of season by an ankle injury, but still managed to see action in 14 games for Chiefs, making 10 starts ... Registered 51 tackles (37 solo), with 1 sack, 1 fumble recovery and 2 forced fumbles ... Also was fifth on the team in quarterback pressures with 43 ... Credited with a career-best 10 tackles (8 solo), 2 QB pressures and a forced fumble Sept. 29 at San Diego ... Recorded 6 tackles, 4 QB pressures, a forced fumble and a fumble recovery Oct. 27 at Denver ... Had season-best 9 QB hurries in victory Nov. 19 vs. Green Bay ... Suffered sprained ankle Dec. 9 at Oakland and was inactive the final two weeks of the season, missing games against Indianapolis and Buffalo. **1997:** Started at LDT in 13 games during his final season with Kansas City, sitting out three contests due to a knee injury ... Ranked third on the defensive unit in quarterback pressures with 31 and posted a career-high 4 sacks ... Contributed 46 tackles (26 solo) ... Sacked Warren Moon twice Nov. 23 at Seattle ... Had season-high 7 tackles, including a sack, Oct. 16 vs. San Diego ... Posted 6 stops, plus a season-best 7 QB pressures, on Sept. 14 vs. Carolina ... Had three other games of 5 or more tackles ... Had a forced fumble, a fumble recovery and a sack against Jeff George Dec. 7 vs. Oakland ... Also started Kansas City's divisional playoff game on 1-4-98 vs. Denver, with 1 solo tackle. **1998:** Traded

by Kansas City to Green Bay on May 13 for DT Darius Holland ... Played all 16 games for the second time in his career and started four of the last five games at DE in place of injured Vonnie Holliday ... Played as reserve in Packers' playoff loss on 1-3-99 at San Francisco ... During regular season, totaled 19 tackles (14 solo), including 3 sacks ... Made his first start as a Packer Nov. 29 vs. Philadelphia (at RDE), recording 3 tackles and a PAT block ... Sacked Steve Stenstrom on the first scrimmage play of regular-season finale Dec. 27 at Chicago, causing a fumble ... Had 11-yard sack of Eric Zeier on Oct. 25 vs. Baltimore ... Had season-high 4 tackles and a pass defended Oct. 15 at Detroit; forced a fumble by FB Tommy Vardell at the Green Bay 2-yard line ... Recorded 3 solo tackles, including a fourth-quarter sack, in victory Nov. 1 vs. San Francisco ... Missed a substantial portion of training camp after injuring his left ankle in practice on Aug. 5 ... Had surgery on Aug. 13; did not return to practice until the week of Aug. 31 season opener. **1999:** Won Green Bay's starting LE role, left open by the retirement of Reggie White, with a strong preseason ... Had a sack in each of the season's first three games — a 4-yarder Sept. 12 vs. Oakland, an 8-yarder Sept. 19 at Detroit, and a 7-yarder Sept. 26 vs. Minnesota ... Posted season-high 6 tackles (5 solo) Oct. 10 vs. Tampa Bay ... Had 5 tackles (2 solo) Nov. 7 vs. Chicago, and credited with a half-sack ... Had 5 tackles (4 solo) and a forced fumble in rematch with Bears on Dec. 5 ... Started 13 games ... Inactive for Game 10, Nov. 21 vs. Detroit, due to chest contusion suffered Nov. 14 at Dallas ... Diagnosed with pneumonia during season's final practice week and was inactive Jan. 2 vs. Arizona. **2000:** Signed with Cincinnati on Feb. 16 as unrestricted free agent from Green Bay ... Started Games 1-2 at LE, but suffered fainting episode on field during fourth quarter of Game 2, Sept. 17 at Jacksonville ... On inactive list for Games 3-5 while undergoing medical tests related to his passing out ... Cleared by doctors in regard to fainting episode in time for Game 6, Oct. 15 at Pittsburgh, but did not play in that game due to left knee injury, which also had come in the game at Jacksonville ... Returned to play in Game 7, Oct.

22 vs. Denver ... Started at LE in Games 7-13, but played through November and early December with painful left knee condition caused by a ruptured cyst ... Had arthroscopic knee surgery Dec. 5 ... Placed on Injured Reserve list Dec. 7 ... Credited in coaches' reviews with 5 QB pressures, highest ratio per snap on the defensive line ... Had 2 solo tackles and 2 QB pressures in victory Oct. 22 vs. Denver ... His pass rush in fourth quarter Oct. 29 at Cleveland drew a fourth-quarter holding penalty against Browns T Roman Oben, giving the Bengals a safety and essentially clinching a 12-3 victory ... Had 4 tackles (2 solo) on Nov. 19 at New England and Nov. 26 vs. Pittsburgh ... In his final game before going on IR list, victory Dec. 3 vs. Arizona, made a key early play when he teamed with SS Chris Carter to stop RB Michael Pittman for no gain on a fourth-and-1 play at the Bengals' 34.

COLLEGE: Played two seasons (1987 and '91) for the University of Cincinnati, with a three-year stint in the United States Army sandwiched in between ... Was redshirted in 1986 ... Led Bearcats in tackles in 1987 as a 216-pound freshman linebacker, amassing 118 stops, including 2 sacks ... Set a school single-game record with 24 tackles in 1987 game against East Carolina ... Returned from the Army in 1991, a season which saw him post 32 tackles and 5.5 sacks ... Majored in criminology.

PERSONAL: Hometown is Cincinnati ... Attended Taft High School, where he was a two-time all-city performer playing DT, TE and K ... Also lettered at Taft in basketball and track ... Married (wife Sheila) with three children: Breana (born 12-31-90), DeVaughn (6-9-93) and Devon (12-2-96) ... Boxed while in the U.S. Army from 1988-90 ... Brother, Anthony, played defensive tackle at Indiana State (1988-91) ... Worked with two charities while playing for the Chiefs: Dream Factory, which grants the wishes of terminally ill children; and Two Loaves, Three Fish, which assists the homeless ... Hobbies include computers, fishing, movies and travel ... Offseason residence is Fishers, Ind. ... Full name is Vaughn Jamel Booker.

VAUGHN BOOKER'S STATISTICS

YEAR TEAM	G-S	Defense							Interceptions					Scoring				
		ST	AT	TT	SKS-YDS	PBU	FF	FR-YDS	NO	YDS	AVG	LG	TD	TD	IntRt	FRRT	S	PTS
1992					DID NOT PLAY*				DID NOT PLAY*					DID NOT PLAY*				
1993					DID NOT PLAY*				DID NOT PLAY*					DID NOT PLAY*				
1994 Kansas City	13-0	18	6	24	0-0	1	2	2-6	—	—	—	—	—	0	0	0	0	0
1995 Kansas City	16-10	28	15	43	1.5-7	2	0	1-14	—	—	—	—	—	1	0	1	0	6
1996 Kansas City	14-10	37	14	51	1-0	1	2	1-0	—	—	—	—	—	0	0	0	0	0
1997 Kansas City	13-13	26	20	46	4-14	1	1	1-0	—	—	—	—	—	0	0	0	0	0
1998 Green Bay	16-4	14	5	19	3-19	1	2	0-0	—	—	—	—	—	0	0	0	0	0
1999 Green Bay	14-14	32	14	46	3.5-22	2	1	0-0	—	—	—	—	—	0	0	0	0	0
2000 Cincinnati	9-9	13	4	17	0-0	1	0	0-0	—	—	—	—	—	0	0	0	0	0
2001 Cincinnati	14-13	37	17	54	1.5-8	2	0	0-0	—	—	—	—	—	0	0	0	0	0
K.C. TOTALS	56-33	109	55	164	6.5-21	5	5	5-20	—	—	—	—	—	1	0	1	0	6
G.B. TOTALS	30-18	46	19	65	6.5-41	3	3	0-0	—	—	—	—	—	0	0	0	0	0
CIN. TOTALS	23-22	50	21	71	1.5-8	3	0	0-0	—	—	—	—	—	0	0	0	0	0
CAREER	109-73	205	95	300	14.5-70	11	8	5-20	—	—	—	—	—	1	0	1	0	6

MISCELLANEOUS STATISTICS: 2 KOR for a total of 10 yards (long return of 10 yards) in 1994; 1 blocked extra point attempt in 1998.

*NOTE: Booker was not with an NFL team in 1992 or '93. He played for Winnipeg of the Canadian Football League in 1992 and '93.

(continued)

BOOKER'S 2001 GAME-BY-GAME DEFENSIVE STATISTICS

DATE	OPPONENT	ST	AT	TT	SKS-YDS	INT-YDS	PBU	FF	FR-YDS
9-9	NEW ENGLAND	2	2	4	0.5-1	0-0	2	0	0-0
9-23	BALTIMORE	0	0	0	0-0	0-0	0	0	0-0
9-30	at San Diego	3	2	5	0-0	0-0	0	0	0-0
10-7	at Pittsburgh	7	0	7	0-0	0-0	0	0	0-0
10-14	CLEVELAND	3	2	5	0-0	0-0	0	0	0-0
10-21	CHICAGO				INACTIVE				
10-28	at Detroit	2	3	5	0-0	0-0	0	0	0-0
11-4	—BYE—								
11-11	at Jacksonville	4	1	5	0-0	0-0	0	0	0-0
11-18	TENNESSEE	4	2	6	0-0	0-0	0	0	0-0
11-25	at Cleveland	0	0	0	0-0	0-0	0	0	0-0
12-2	TAMPA BAY	2	4	6	0-0	0-0	0	0	0-0
12-9	JACKSONVILLE	3	0	3	1-7	0-0	0	0	0-0
12-16	at New York Jets	1	0	1	0-0	0-0	0	0	0-0
12-23	at Baltimore	3	0	3	0-0	0-0	0	0	0-0
12-30	PITTSBURGH	3	1	4	0-0	0-0	0	0	0-0
1-6	at Tennessee				INACTIVE				
TOTALS		37	17	54	1.5-8	0-0	2	0	0-0

POSTSEASON

			Defense							Interceptions					Scoring				
YEAR	TEAM	G-S	ST	AT	TT	SKS-YDS	PBU	FF	FR-YDS	NO	YDS	AVG	LG	TD	TD	IntRt	FRRt	S	PTS
1994	Kansas City	1-0	3	0	3	0-0	0	0	0-0	—	—	—	—	—	—	—	—	—	—
1995	Kansas City	1-1	4	3	7	1-3	0	1	0-0	—	—	—	—	—	—	—	—	—	—
1997	Kansas City	1-1	1	0	1	0-0	0	0	0-0	—	—	—	—	—	—	—	—	—	—
1998	Green Bay	1-0	1	0	1	0-0	0	0	0-0	—	—	—	—	—	—	—	—	—	—
K.C. TOTALS		3-2	8	3	11	1-3	0	1	0-0	—	—	—	—	—	—	—	—	—	—
G.B. TOTALS		1-0	1	0	1	0-0	0	0	0-0	—	—	—	—	—	—	—	—	—	—
CAREER		4-2	9	3	12	1-3	0	1	0-0	—	—	—	—	—	—	—	—	—	—

C



RICH BRAHAM

Ht: 6-4 Wt: 305

College: West Virginia

9th year in NFL

2001 Games-Starts: 16-16; Career Games-Starts: 88-85

Contract status as of 7-10-02: In final season of a two-year deal

Acquired: W (Ariz.) '94

Born: 11-6-70



74

Despite injury problems, Braham played 98.8% of last season's offensive snaps (1058 of 1071) and continued building his reputation as a throwback performer who will stay in the lineup if at all possible ... Selected as Bengals team winner of the Ed Block Courage Award, given annually by training staffs to players displaying exceptional perseverance in face of physical woes ... For the fifth straight season, he was a regular starter supporting a campaign of 1100 or more rushing yards by HB Corey Dillon ... As a pass-blocker, helped Bengals to fourth-best performance in team history in sacks allowed (28) ... Has played three seasons at Bengals starting C after starting at LG the previous three years ... Earned a spot on USA Today's 2001 "All-Joe Team" for tough, unsung performers.

2001 PARTICIPATION: Started every game at C ...

His 1058 offensive snaps played ranked second on the offense behind G Mike Goff (1071) ... Played every offensive snap in 15 games ... Only missed snaps came when he was sidelined in fourth quarter Dec. 9 vs. Jacksonville

with stinger in left shoulder ... Started Dec. 16 at N.Y. Jets despite missing practice time during the week due to the shoulder stinger ... Was diagnosed with a herniated disc in his neck following Sept. 30 game at San Diego, but received medical clearance to continue playing, foregoing a surgery that would have ended his season.

2001 HIGHLIGHTS: Graded "outstanding" (90% or better) in eight games, second-most on the line ... Key contributor as Bengals allowed 10.6 fewer sacks than the NFL season average of 38.6 ... Helped power HB Corey Dillon to 1315 rushing yards, second-most by a rusher in team history ... Blocked for rushing attack that gained 157 yards Sept. 9 vs. New England, and earned season-high 98% grade ... On Sept. 23 vs. Baltimore, aided Dillon to the most yards (57) by a back against the Ravens in a span of 14 games ... Centered line's support for Dillon's 140-yard rushing performance Oct. 14 vs. Cleveland; line allowed no sacks in win over Browns ... Graded 97% Oct. 28 at Detroit as Bengals gained 412 yards (224 rushing,

188 passing), with QB Jon Kitna being sacked only once and Corey Dillon rushing for Bengals road-record 184 yards ... Played every offensive snap as team allowed no sacks Dec. 16 at N.Y. Jets ... Blocked Dec. 23 at Baltimore for 127-yard rushing effort by Corey Dillon, the first 100-yard game by an individual against the Ravens in 51 games ... Helped line pave the way in Dec. 30 overtime win vs. Pittsburgh for 544 total net yards, the 11th-highest figure in team history and the most since a 582-yard effort on Oct. 7, 1990 at the L.A. Rams ... Cincinnati's 403 net passing yards vs. Pittsburgh were fifth-most in team history, and the Bengals tied a team record with 22 passing first downs ... QB Jon Kitna was sacked only twice by Pittsburgh and threw 68 passes, tied for third-most in NFL history ... Played every snap Jan. 6 at Tennessee as line allowed only 1 sack and underwrote a 436-yard offensive day (336 passing, 100 rushing) ... Supported 980-yard offensive output in the final two games, most by Bengals in consecutive games since 1012 in Games 13-14 of 1997.

PREVIOUS SEASONS — 1994: Drafted in third round by Arizona (76th overall) ... Made Cardinals' 53-man roster, but was on inactive list for 10 games before being acquired Nov. 18 by Bengals on waivers ... On Cincinnati inactive list for Games 11-13 ... Made NFL debut Dec. 11 at Giants, and also played in last two games, including Bengals' best rushing game of season (152 yards Dec. 24 vs. Philadelphia). **1995:** Started all 4 Bengals preseason games at LG, but suffered severe left ankle sprain Aug. 25 vs. N.Y. Jets ... Placed on Injured Reserve list Aug. 29 and missed entire regular season. **1996:** Played 1081 scrimmage snaps at LG, most on the team, and played higher percentage of his unit's snaps than any other player on offense or defense (99.4%; 1081 of 1088) ... Credited in coaches' evaluations with 21 "pancake" blocks, second-most on team behind Willie Anderson's 24 ... Excellent pass-blocking performance Oct. 20 against 49ers' Dana Stubblefield ... Effective work against Bruce Smith on Nov. 17 at Buffalo ... Had 5 pancakes and best overall game to that point in 41-point, 463-yard effort Nov. 24 vs. Atlanta ... Had 4 pancakes Dec. 1 at Jacksonville and keyed season-high 172-yard team rushing effort with excellent pulling and trapping ... Solid effort Dec. 8 vs. Baltimore despite playing last three quarters with twisted knee ... Held DT Tony Siragusa to 1 tackle and 1 assist in victory Dec. 22 vs. Indianapolis ... Started Games 1-3 at C and Games 4-16 at LG ... Only missed offensive plays all season were 5 snaps Oct. 13 at Pittsburgh and 2 snaps Nov. 24 vs. Atlanta. **1997:** Was a restricted free agent during spring signing period, and was tendered an offer sheet by New England in April; Bengals matched Patriots' offer and re-signed Braham on April 15 ... Started every game at LG, running total of consecutive starts to 32 since returning from 1995 season lost to ankle injury ... Missed only six offensive snaps all season, playing 994 of a possible 1000 ... Led team in coaches' ratings of pancake blocks (40) ... Graded "excellent" by coaches (90% or better) in eight of 16 games, second-most on line behind C Darrick Brizl ... Finished second on offense to Brizl in snaps played after leading offense in snaps in 1996 ... Played key role as Bengals averaged 433 yards offense per game over season's final four contests ... One of only seven Bengals to start every game ... Earned offensive Game Ball along

with other members of offensive line for Dec. 4 game vs. Tennessee, when Corey Dillon rushed for 246 yards (setting an NFL single-game rookie record). **1998:** Battled injuries throughout season ... Played on broken toe which was diagnosed in preseason, and ran his streak of consecutive Bengals starts at LG to 44 before a knee injury sidelined him for the last four games ... Despite shortened season, ranked third on line in coaches' compilation of pancake blocks (9) ... Suffered broken bone (sesamoid) under right big toe in Aug. 12 practice at training camp ... Missed second preseason game, Aug. 17 vs. Indianapolis, but returned to action Aug. 22 vs. Detroit after electing to play on the injury with a custom toe pad ... Started Games 1-12 of regular season ... Played all but six offensive snaps (651 of 657) for first 11 games ... Suffered damage to right kneecap in Game 12, Nov. 29 vs. Jacksonville ... Had arthroscopic surgery Dec. 2, and placed on Injured Reserve list Dec. 3 ... Credited with 3 pancakes in Sept. 6 opener vs. Tennessee ... Graded "excellent" in Tennessee game (93%), and also made the "excellent" category with a 98% grade in victory Oct. 11 vs. Pittsburgh. **1999:** Bengals' starting LG for three years (1996-98), Braham was asked to switch positions in '99 ... Took over center position and upgraded team's run-blocking from that spot ... Helped key HB Corey Dillon's 1200-yard Pro Bowl season along with Bengals' rise to sixth in NFL rushing yards (2051) and third in yards per carry (4.6) ... Was only offensive lineman awarded a Game Ball after Dillon's 168-yard game Oct. 10 at Cleveland, and joined other offensive line starters in getting Game Ball for Dillon's 192-yard game Dec. 12 vs. Cleveland ... Led offense in total snaps (1035), and led team in percentage of snaps played with his unit at 99.7% (1035 of 1038) ... Played every snap in 15 games ... Only missed snaps were three late in fourth quarter of lopsided win Dec. 12 vs. Cleveland ... Led offense in snaps played for second time in four years (also led in 1996); placed second in offensive snaps in '97 ... One of two offensive linemen and 10 Bengals overall to start all 16 games ... Earned second-highest season grade among OL, scoring 88% in a system where players rarely reach 90; RT Willie Anderson was first at 92% ... Tied for second on line in pancake blocks with 15 ... Led team with 3 pancakes Oct. 10 at Cleveland; also had 3 Dec. 12 vs. Cleveland ... Called for only 4 penalties on season (2 holding; 2 false start) ... Ranked second on line in fewest QB pressures allowed with 4.5 ... Credited with superb handling of center's signal-calling responsibilities in season opener Sept. 12 at Tennessee, only his fourth career start at the position ... Handled line calls against Browns' confusing UFO defense, aiding offense in a 419-yard effort on Oct. 10 at Cleveland and a 459-yard performance on Dec. 12 vs. Browns. **2000:** Battled through two arthroscopic surgeries to his right knee while playing nine games, including every offensive snap of final seven games ... Helped key team rushing average of 149.3 yards over final seven games as HB Corey Dillon compiled a team-record season of 1435 yards ... Helped the offense rank No. 2 in NFL in rushing yards (144.6 per game) as it posted Bengals' best per-carry average (4.7) since 1989 ... Sidelined early in training camp with chronic bursitis in right knee ... Underwent arthroscopic surgery July 31 and missed all four preseason games ... Returned to starting lineup for Games 1-2 of regular season, playing every offensive snap in both

(Rich Braham, continued)

games, but sidelined by recurrence of bursitis and was on weekly inactive list for Games 3-9 ... Had a second arthroscopic surgery on right knee Sept. 26 ... Returned to start Games 10-16, playing every offensive snap in all seven games ... Graded "outstanding" (90%) in coaches' film review of Sept. 10 season opener vs. Cleveland, seeing first live action after missing entire preseason schedule due to knee injury ... Returned to starting lineup in Game 10, Nov. 12 at Dallas, and helped team average 194.2 rushing yards over Games 10-13 ... Played LG in second half Nov. 19 at New England, following season-ending injury to LG Matt O'Dwyer, but returned to center position for remainder of season, with Scott Rehberg taking over LG job ... Back at center, graded "outstanding" (90%) in 209-yard rushing effort Nov. 26 vs. Pittsburgh ... Graded 88% Dec. 3 as key factor in 292-yard rushing day vs. Arizona, third-most rushing yards in team history ... Assisted HB Corey Dillon to 216-yard day vs. Arizona, third-most yards by a back in team history ... Credited in film reviews with 9 "dominant blocks" in his nine games, including 2 vs. Pittsburgh and 2 vs. Arizona ... Flagged for only two penalties in 587 snaps, second-lowest ratio on the line.

COLLEGE: Joined West Virginia as a walk-on, but persevered to earn second-team All-America honors as a senior ... Started 33 games at LT ... All-Big East as a se-

nior, leading line that paved way for 13th-ranked offense in nation, averaging 463.9 yards per game ... Helped lead WVU to 11-1 season, including Orange Bowl berth.

PERSONAL: Hometown is Morgantown, W.Va., where he attended University High School ... Earned second-team prep all-state honors in basketball ... Has finance degree from WVU ... Married (wife Connie) ... Hobbies include basketball and golf ... Offseason residence is Villa Hills, Ky., in Greater Cincinnati ... Pronounces last name "BRAY-um."

RICH BRAHAM'S STATISTICS

YEAR	TEAM	GAMES	STARTS
1994	Arizona	0	0
	Cincinnati	3	0
1995	Cincinnati	0	0
1996	Cincinnati	16	16
1997	Cincinnati	16	16
1998	Cincinnati	12	12
1999	Cincinnati	16	16
2000	Cincinnati	9	9
2001	Cincinnati	16	16

ARIZ. TOTALS 0 0

CIN. TOTALS 88 85

CAREER 88 85

*NOTE: Braham was inactive for 10 games with Arizona in 1994; he was on the Reserve/Injured list for 16 games with Cincinnati in 1995.

TE**SEAN BREWER**

Ht: 6-4 Wt: 255

College: San Jose State

2nd year in NFL

2001 Games-Starts: 0-0; Career Games-Starts: 0-0

Contract status as of 7-10-02: In second season of a three-year deal

Acquired: D3 '01 (66th overall)

Born: 10-5-77

**88**

Third-round draft pick in 2001 spent his rookie season on Injured Reserve, due to severe groin pull suffered early in training camp ... Still rates as multi-talented prospect, with excellent size and toughness to accompany fastest 40-yard dash time (4.73) among tight ends at the 2001 National Scouting Combine ... Factors in Bengals plans to increase downfield passing threat from the TE position ... Had the size and strength to be used as a reserve defensive lineman at San Jose State.

2001 RECAP: Drafted by Bengals in third round (66th overall) ... Suffered severe groin pull early in training camp ... Missed the entire preseason schedule and was placed Sept. 2 on Injured Reserve list.

COLLEGE: Started every game as a San Jose State senior in 2000 and was named the team's Most Valuable Player ... Posted career-high 372 yards on 29 catches and was credited with 72 knockdown blocks ... Played from 1998-2000 at San Jose State after playing in '97 at Riverside (Calif.) JC ... Had 56 career receptions at SJSU for 580 yards and 5 touchdowns ... Saw some duty as a defensive lineman, recording 6 tackles in 1998 and 1 tackle in 2000.

PERSONAL: Hometown is Riverside, Calif. ... Lettered in football, baseball and basketball at Poly High School in Riverside ... Business management major at San Jose State.

RACKING UP THE POINTS

The highest scoring game (combined points) in Bengals history came Nov. 30, 1997 at Veterans Stadium in Philadelphia, as the Bengals and Eagles totaled 86 points in a 44-42 Philadelphia victory.

The second and third-highest scoring games both were against San Diego. On Sept. 22, 1985 at Riverfront Stadium in Cincinnati, the Bengals and Chargers combined for 85 points in a 44-41 Chargers win. Three years earlier — on Dec. 20, 1982 in San Diego — the teams totaled 84 points as the Chargers won, 50-34.



JEFF BURRIS

Ht: 6-0 Wt: 190
 College: Notre Dame
 9th year in NFL

2001 Games-Starts: 15-15 (Ind.); Career Games-Starts: 115-99
 Contract status as of 7-10-02: In first season of a three-year deal
 Acquired: FA '02
 Born: 6-7-72



21

A proven NFL corner who has started 14 or more games every year since 1996, Burris joins Bengals as a free agent ... Played for Buffalo from 1994-97 and went to Indianapolis as UFA for 1998-2001 ... Contract terminated by Colts on 2-21-02; signed a three-year Bengals contract on 3-26-02 ... Athletic, physically strong DB who was a first-round draft pick in 1994 ... Has 16 career interceptions, including 7 the last two seasons, and has averaged 17.5 yards per return ... Has 2 INTs for TDs in regular season and another in postseason ... Projected as starting CB, he would make his 100th NFL start in his Bengals debut on Sept. 8 vs. San Diego.

2001 PARTICIPATION: Started 15 games for Colts ... Suffered concussion Dec. 16 vs. Atlanta and was inactive Dec. 23 vs. Jets ... Finished his Colts career having started 61 of a possible 64 games plus two playoff games.

2001 HIGHLIGHTS: Tied for Colts team lead with 3 INTs and ranked second in passes defended (12) ... Had 30-yard INT return for a TD on Dec. 2 at Baltimore, with 2 passes defended and 5 tackles ... Had 13-yard INT return Nov. 25 vs. San Francisco and a 26-yard INT return in victory Jan. 6 vs. Denver ... Posted season-high 8 tackles (5 solo) in victory Sept. 23 vs. Buffalo ... Had 6 tackles and 2 passes defended Oct. 14 vs. Oakland.

PREVIOUS SEASONS — 1994: Drafted in first round by Buffalo (27th overall) ... Played in every game as a rookie reserve and had 2 INTs while posting a Bills rookie record for punt return yardage with 332 on 32 returns for a 10.4-yard average ... Had first career INT in victory Oct. 30 vs. Kansas City ... Had 24-yard INT return in victory Dec. 4 at Miami ... Posted career-long 57-yard punt return Oct. 2 vs. Chicago. **1995:** Started Buffalo's first 9 games at LCB, but suffered knee injury in Game 9, Nov. 5 at Indianapolis ... Placed on Injured Reserve on Nov. 20, missing remainder of season and playoffs ... Had 19-yard INT on Oct. 15 vs. Seattle ... Had season-long 40-yard punt return Nov. 5 at Indianapolis ... Made first career start Sept. 3 vs. Denver. **1996:** Started 15 games at LCB for Buffalo club that finished 10-6 to earn playoff berth ... Tied for team lead in passes defended (16) ... Averaged 10.6 yards on 27 punt returns ... Played key role in 25-22 victory Oct. 20 at N.Y. Jets, contributing a 28-yard INT return, 7 tackles, 3 passes defended and a fumble recovery ... Had season-long 45-yard punt return Dec. 8 at Seattle ... In Wild Card playoff Dec. 28 vs. Jacksonville, his 38-yard INT for a TD gave Bills a 27-20 lead early in fourth quarter, but Jaguars came back to win 30-27 ... Inactive Sept. 16 vs. Pittsburgh due to quadriceps injury. **1997:** Started 14

games at LCB for Buffalo ... Tied for team lead with 2 INTs and tied for second in passes defended (10) ... Averaged 9.4 yards on 21 punt returns ... Had 9-yard INT in victory Sept. 7 at N.Y. Jets and 10-yard INT in win Nov. 2 vs. Miami ... Season-high 7 tackles Dec. 20 at Green Bay. **1998:** Signed Feb. 18 with Indianapolis as unrestricted free agent ... Started 14 games at LCB in his first Colts season, missing Nov. 29 at Baltimore and Dec. 6 at Atlanta with knee injury ... Had 17 passes defended (career-high) and 67 tackles ... Had season-high 14 tackles (12 solo) Oct. 18 at San Francisco ... Had his only INT of the season Sept. 20 at N.Y. Jets. **1999:** Started every game for first time in his career (at LCB) and helped fuel Colts to a 13-3 divisional championship finish ... Had 85 tackles (78 solo), 14 passes defended, 2 sacks for 12 yards and 2 INTs ... Had 55-yard INT return from Colts' goal line to set up winning TD drive on Oct. 17 at N.Y. Jets ... Returned a teammate's blocked field goal attempt 27 yards in fourth quarter Dec. 19 vs. Washington, setting up TD in division-clinching win ... Had 28-yard INT return Sept. 12 vs. Buffalo ... Logged first career sack Sept. 26 at San Diego ... Had 7 tackles and a forced fumble Dec. 5 at Miami ... Had 2 tackles and 2 passes defended in divisional playoff loss 1-16-00 vs. Tennessee. **2000:** Had 76 tackles and career-high 4 INTs for Colts club finishing 10-6 with Wild Card playoff berth ... Also had career-high 3 sacks ... Started every game at LCB for second straight season ... Had 27-yard INT return for TD in season-opening win Sept. 3 at Kansas City ... Also had INTs Nov. 12 vs. N.Y. Jets, Dec. 11 vs. Buffalo and Dec. 17 at Miami ... Colts won all four games in which he had INT ... Had a sack, a forced fumble and an INT on Dec. 11 vs. Buffalo ... Started at LCB in Wild Card playoff loss Dec. 30 at Miami, with 4 tackles and 1 pass defended.

COLLEGE: Four-year letterman at Notre Dame, where he played safety and cornerback and also played on offense and as kick returner ... Had 10 career INTs, including team-high 5 as a junior in 1992 ... Totaled 189 career tackles ... As a goal-line tailback, scored 10 rushing TDs and 1 receiving TD ... Consensus first-team All-America pick at free safety in 1993 as a senior ... Named team MVP in his senior season.

PERSONAL: Hometown is Rock Hill, S.C. ... Attended Northwestern High School; was president of his senior class ... Four-year letterman in football and baseball ... As a senior, earned first-team All-America football honors from *Parade* magazine and second-team honors from *USA Today* ... South Carolina Player of Year twice ... Married (wife Lisa) with two children, daughter Sienna (10-12-97) and son Jaden (11-13-99) ... Full name is Jeffrey Lamar Burris.

(continued)

JEFF BURRIS' STATISTICS

YEAR	TEAM	G-S	Defense							Interceptions					Scoring			
			ST	AT	TT	SKS-YDS	PBU	FF	FR-YDS	NO	YDS	AVG	LG	TD	TD	IntRt	FRRI	S PTS
1994	Buffalo	16-0	12	3	15	0-0	6	0	0-0	2	24	12.0	24	0	0	0	0	0
1995	Buffalo	9-9	27	11	38	0-0	11	0	0-0	1	19	19.0	19	0	0	0	0	0
1996	Buffalo	15-15	44	16	60	0-0	16	1	1-0	1	28	28.0	28	0	0	0	0	0
1997	Buffalo	14-14	36	11	47	0-0	10	0	0-0	2	19	9.5	10	0	0	0	0	0
1998	Indianapolis	14-14	59	8	67	0-0	17	0	0-0	1	0	0.0	0	0	0	0	0	0
1999	Indianapolis	16-16	78	7	85	2-12	14	1	0-0	2	83	41.5	55	0	0	0	0	0
2000	Indianapolis	16-16	67	9	76	3-19	11	0	0-0	4	38	9.5	27-1	1	1	1	0	6
2001	Indianapolis	15-15	56	10	66	0-0	12	0	0-0	3	69	23.0	30-1	1	1	1	0	6
BUFF. TOTALS			54-38	119	41	160	0-0	43	1	1-0	6	90	15.0	28	0	0	0	0
IND. TOTALS			61-61	260	34	294	5-31	54	1	0-0	10	190	19.0	55	2	2	2	12
CAREER			115-99	379	75	454	5-31	97	2	1-0	16	280	17.5	55	2	2	2	12

YEAR	TEAM	Special Teams							Kickoff Returns					Punt Returns				
		ST	AT	TT	FF	YDS	BP	BFG	BXP	NO	YDS	AVG	FC	LG	TD	NO	YDS	AVG
1994	Buffalo	3	2	5	0	0-0	0	0	0	0	0	—	0	—	0	32	332	10.4
1995	Buffalo	0	0	0	0	0-0	0	0	0	0	0	—	0	—	0	20	229	11.5
1996	Buffalo	0	0	0	0	0-0	0	0	0	0	0	—	0	—	0	27	286	10.6
1997	Buffalo	0	0	0	0	0-0	0	0	0	1	10	10.0	0	10	0	21	198	9.4
1999	Indianapolis	1	0	1	0	0-0	0	0	0	0	0	—	0	—	0	0	0	—
2000	Indianapolis	1	0	1	0	0-0	0	0	0	0	0	—	0	—	0	0	0	—
BUFF. TOTALS		3	2	5	0	0-0	0	0	0	1	10	10.0	0	10	0	100	1045	10.5
IND. TOTALS		2	0	2	0	0-0	0	0	0	0	0	—	0	—	0	0	0	—
CAREER		5	2	7	0	0-0	0	0	0	1	10	10.0	0	10	0	100	1045	10.5

MISCELLANEOUS STATISTICS: Burris recovered a blocked field goal attempt and returned it 27 yards in 1999.

BURRIS' 2001 GAME-BY-GAME DEFENSIVE STATISTICS (FOR INDIANAPOLIS)

DATE	OPPONENT	ST	AT	TT	SKS-YDS	INT-YDS	PBU	FF	FR-YDS
9-9	at N.Y. Jets	2	1	3	0-0	0-0	0	0	0-0
9-23	BUFFALO	5	3	8	0-0	0-0	0	0	0-0
9-30	at New England	3	2	5	0-0	0-0	0	0	0-0
10-7	—BYE—								
10-14	OAKLAND	6	0	6	0-0	0-0	2	0	0-0
10-21	NEW ENGLAND	5	0	5	0-0	0-0	0	0	0-0
10-25	at Kansas City	4	0	4	0-0	0-0	2	0	0-0
11-4	at Buffalo	4	1	5	0-0	0-0	1	0	0-0
11-11	MIAMI	2	0	2	0-0	0-0	0	0	0-0
11-18	at New Orleans	3	1	4	0-0	0-0	1	0	0-0
11-25	SAN FRANCISCO	3	1	4	0-0	1-13	1	0	0-0
12-2	at Baltimore	4	1	5	0-0	1-30	2	0	0-0
12-10	at Miami	4	0	4	0-0	0-0	0	0	0-0
12-16	ATLANTA	3	0	3	0-0	0-0	0	0	0-0
12-23	N.Y. JETS				INACTIVE				
12-30	at St. Louis	4	0	4	0-0	0-0	1	0	0-0
1-6	DENVER	4	0	4	0-0	1-26	2	0	0-0
TOTALS		56	10	66	0-0	3-69	12	0	0-0

POSTSEASON

YEAR	TEAM	G-S	Defense							Interceptions					Scoring			
			ST	AT	TT	SKS-YDS	PBU	FF	FR-YDS	NO	YDS	AVG	LG	TD	TD	IntRt	FRRI	S PTS
1995	Buffalo	0-0	DID NOT PLAY*							DID NOT PLAY*					DID NOT PLAY*			
1996	Buffalo	1-1	5	0	5	0-0	1	0	0-0	1	38	38.0	38-1	1	1	1	0	6
1999	Indianapolis	1-1	2	0	2	0-0	0	0	0-0	0	0	—	—	0	0	0	0	0
2000	Indianapolis	1-1	4	0	4	0-0	1	0	0-0	0	0	—	—	0	0	0	0	0
BUFF. TOTALS			1-1	5	0	5	0-0	1	0	0-0	1	38	38.0	38-1	1	1	1	6
IND. TOTALS			2-2	6	0	6	0-0	1	0	0-0	0	0	—	—	0	0	0	0
CAREER			3-3	11	0	11	0-0	2	0	0-0	1	38	38.0	38-1	1	1	1	6

ADDITIONAL POSTSEASON STATISTICS: Burris had 5 punt returns for 32 yards (6.4 avg.) with 0 FC, 0 TD and a long return of 16 yards for Buffalo in the 1996 postseason.



Ht: 6-2 Wt: 291

College: McGill (Canada)

2nd year in NFL

2001 Games-Starts: 13-0 (8-0 Dall., 5-0 Cin.); Career Games-Starts: 13-0

Contract status as of 7-10-02: In second season of a three-year deal

Acquired: FA '01

Born: 6-6-76

Second-year player will bid for full-season assignment as long snapper after playing the last five games of 2001 for Cincinnati ... Totaled 13 games NFL experience for the year ... A product of Montreal's McGill University, Chevrier became the first native Canadian on Bengals roster for a regular-season or postseason game ... Played LS and DT for F.C. Barcelona in 2002 NFL Europe season; had 7 tackles, 1 forced fumble and 3 special teams stops.

2001 RECAP: Drafted by Jacksonville in seventh round (241st overall) ... Waived Sept. 2 by Jacksonville and claimed Sept. 3 by Dallas ... Long snapper for Dallas in Games 1-8; waived by Cowboys Nov. 13 ... Signed Dec. 4 to Bengals practice squad, and signed Dec. 7 to Bengals 53-player roster, replacing injured LS Brad St. Louis ... Made Bengals debut Dec. 9 vs. Jacksonville and held LS role for season's final five games ... Had 3 special teams tackles.

COLLEGE: Won numerous major awards during his McGill University career (1996-2000), including Canada's "Lineman of the Year" award in 2000 ... No botched snaps

during his career ... One of two Canadians selected to play in 2001 East-West Shrine Game ... Was fifth overall choice in 2001 Canadian Football League draft (by Edmonton) ... Had 157 career tackles as a DL, with 10 sacks and a school-record 20.5 TFL ... Also saw playing time as blocker on offense in short yardage and goal-line situations ... Played at Canada's prep school level, at Vanier College, in 1995.

PERSONAL: Hometown is Montreal, Quebec, which is still his offseason home ... Attended Laurier MacDonald High School ... Speaks fluently in English, French and Italian ... Has a fiancé, Tania Zampieri ... Holds bachelor's degree in physical education from McGill ... Did not play organized football until 1993, when he was chosen to Midget AAA All-Star team ... Selected in 1999 to attend Canadian National Bobsleigh Camp ... Prior to 2001 NFL Draft, worked as a teacher at his former high school ... Makes offseason visits to schools to stress importance of communication ... Hobbies include hockey, movies, video games, poetry and drawing ... Full name is Randy Robert Chevrier ... Last name pronounced SHEV-ree-yay.

RANDY CHEVRIER'S STATISTICS

YEAR	TEAM	G-S	Special Teams								Kickoff Returns						Punt Returns					
			ST	AT	TT	FF	FR	BP	BFG	BXP	NO	YDS	AVG	FC	LG	TD	NO	YDS	AVG	FC	LG	TD
2001	Dallas	8-0	0	0	0	0	0-0	0	0	0	—	—	—	—	—	—	—	—	—	—	—	—
	Cincinnati	5-0	3	0	3	0	0-0	0	0	0	—	—	—	—	—	—	—	—	—	—	—	—
DALL. TOTALS		8-0	0	0	0	0	0-0	0	0	0	—	—	—	—	—	—	—	—	—	—	—	—
CIN. TOTALS		5-0	3	0	3	0	0-0	0	0	0	—	—	—	—	—	—	—	—	—	—	—	—
CAREER		13-0	3	0	3	0	0-0	0	0	0	—	—	—	—	—	—	—	—	—	—	—	—



Ht: 6-3 Wt: 217

College: Miami (Fla.)

3rd year in NFL*

2001 Games-Starts: 0-0; Career Games-Starts: 3-0

Contract status as of 7-10-02: One-year contract for 2002

Acquired: FA '01

Born: 1-17-76

Solid drop-back passer with good arm strength, Covington seeks to hear opportunity knock for his first significant Bengals playing time ... Enters his fourth Cincinnati training camp in 2002 ... Was on Bengals roster for four games last season, but has seen action only in 1999.

2001 RECAP: With Bengals through preseason, but was in No. 4 QB role and did not play ... Released Aug. 27 ...

Re-signed by Cincinnati Sept. 2 due to injury to Scott Mitchell ... Inactive for Sept. 9 season opener vs. New England ... Waived Sept. 10 ... Re-signed by Bengals Dec. 20 after injuries sidelined Mitchell and Akili Smith ... Was No. 2 QB Dec. 23 at Baltimore and Dec. 30 vs. Pittsburgh; was designated third QB Jan. 6 at Tennessee ... Did not play.

PREVIOUS SEASONS — 1999: Drafted by Ben-

(Scott Covington, continued)

gals in seventh round (245th overall) ... Played in all four preseason games ... Played in regular season Games 1, 9 and 14 in reserve role ... Was designated third QB for Games 1-9, and No. 2 QB for Games 10-16 ... Made NFL debut in fourth quarter Sept. 12 at Tennessee, subbing for injured Jeff Blake, and completed his only pass attempt, 4-yarder to Carl Pickens ... Played the final offensive series Nov. 1 at Seattle, completing 2 of 3 passes for 15 yards ... Played final two series of Dec. 12 game vs. Cleveland, with a 4-yard completion to Michael Basnight on his only pass attempt ... In preseason, threw 13-yard TD pass to Terry Murphy in fourth quarter Sept. 3 vs. Atlanta. **2000:** In uniform as designated third QB for 15 games, and was No. 2 QB behind starter Akili Smith for Game 12, Nov. 26 vs. Pittsburgh, due to injury to Scott Mitchell ... Did not play in regular season ... Played in two preseason games, completing 8 of 20 passes for 79 yards and 2 INTs.

COLLEGE: Played behind Ryan Clement for most of his Miami career, but took over the No. 1 role as a senior and led team to a 6-1 finish, including MicronPC Bowl win over North Carolina State ... Outdueled first-round draft pick Cade McNown in a 49-45 shootout win over UCLA ... Started every game as a senior, averaging 191.7 yards per game in combined passing and rushing yards while posting a 19-8 differential in touchdowns-to-interceptions.

PERSONAL: Hometown is Laguna Niguel, Calif. ... Earned All-America honors from *Blue Chip Illustrated* and *SuperPrep* during three-year career at Dana Hills High School in Dana Point, Calif. ... Favorite hobbies are surfing and skiing ... Sports management major at Miami.

* — Covington did not earn an accrued year of experience toward NFL free agency in 2001 because he was not on an NFL 53-player roster, a Reserve/Injured list or a Reserve/Physically Unable to Perform list for the required minimum of six games. He again is designated a third-year player in 2002.

SCOTT COVINGTON'S STATISTICS**Passing**

YEAR	TEAM	G-S	ATT	CMP	PCT	YDS	YDS/ATT	TD	TD%	INT	INT%	LG	SKD-YDS	RAT
1999	Cincinnati	3-0	5	4	80.0	23	4.60	0	0.0	0	0.0	8	0-0	85.8
2000	Cincinnati	0-0	DID NOT PLAY**											
2001	Cincinnati	0-0	DID NOT PLAY**											
CAREER		3-0	5	4	80.0	23	4.60	0	0.0	0	0.0	8	0-0	85.8

Rushing**Receiving****Scoring**

YEAR	TEAM	ATT	YDS	AVG	LG	TD	NO	YDS	AVG	LG	TD	TD	TD-R	TD-P	TD-RI	2PIC	PTS
1999	Cincinnati	2	-4	-2.0	-2	0	—	—	—	—	—	—	—	—	—	—	—
2000	Cincinnati	DID NOT PLAY**												DID NOT PLAY**			
2001	Cincinnati	DID NOT PLAY**												DID NOT PLAY**			
CAREER		2	-4	-2.0	-2	0	—	—	—	—	—	—	—	—	—	—	—

**NOTE: Covington was the inactive designated third quarterback for 15 games and did not play in one game with Cincinnati in 2000; he was the inactive designated third quarterback for one game and did not play in two games with Cincinnati in 2001.

OLB**CANUTE CURTIS****Ht: 6-2 Wt: 257****College: West Virginia****6th year in NFL****2001 Games-Starts: 16-4; Career Games-Starts: 54-4****Contract status as of 7-10-02:** In final season of a three-year deal**Acquired:** FA '98**Born:** 8-4-74**98**

Bengals' leading special teams tackler over the past three seasons (31), Curtis increased his role on defense in 2001 ... Started the last four games at OLB, replacing the injured Steve Foley, and averaged 5 tackles per contest ... Made a key special teams play on Sept. 23 as Bengals stopped defending champion Baltimore's 12-game win streak.

2001 PARTICIPATION: Played in every game for the first time in his career, and made his first four starts ... Opened at OLB in Games 13-16 in place of the injured Steve Foley.

2001 HIGHLIGHTS: Made key special teams play in victory Sept. 23 vs. Baltimore, stripping ball from Ravens

kickoff returning Patrick Johnson on opening play of second half, giving the offense the ball at the Ravens' 18-yard line; the turnover set up a TD drive for a 7-3 Bengals lead ... Finished season with 26 tackles (13 solo) and tied for fourth on special teams with 15 stops ... Had 2 key stops on Jerome Bettis on goal-line stand in first quarter Oct. 7 at Pittsburgh, getting 1 solo and 1 assist; also made 2 special teams stops at Pittsburgh ... Had 2 special teams tackles Oct. 21 vs. Chicago ... Sustained a right knee injury Oct. 28 at Detroit, but recovered during the Nov. 4 bye weekend and was able to play Nov. 11 at Jacksonville ... Made 2 special teams tackles at Detroit ... Recorded 2 assists and 1 special teams stop at Jacksonville ... Made 3 tackles (1 solo) in his first career start, Dec. 16 at N.Y. Jets, and had a special teams tackle ... Had 3 tackles (2 solo)

and 2 special teams tackles Dec. 23 at Baltimore ... Led the team Dec. 30 vs. Pittsburgh with a personal season-high 11 tackles (6 solo), and broke up a pass from Kordell Stewart to TE Jerome Tuman on Steelers' opening possession ... Stopped RB Chris Fuamatu-Ma'afala for losses of 1 yard in second quarter and 2 yards in fourth quarter; teamed with RLB Takeo Spikes to stop Fuamatu-Ma'afala for a 4-yard loss on a first down of the Steelers' overtime possession, which resulted in a punt ... Had 3 tackles (1 solo) Jan. 6 at Tennessee.

PREVIOUS SEASONS — 1997: Drafted by Bengals in sixth round (176th overall) ... Signed July 11 ... Played in all four preseason games and had 9 tackles (8 solo) with a 7-yard sack and a forced fumble ... Waived in final cuts Aug. 24, and signed Aug. 26 to Bengals practice squad ... On practice squad for Games 1-7 ... Signed Oct. 21 to 53-player roster ... Played in Games 8 and 15-16 ... On inactive list for Games 9-14 ... Credited with 2 solo tackles in NFL debut Oct. 26 at N.Y. Giants. **1998:** Played in all four Bengals preseason games, with 3 solo tackles ... Waived Aug. 30, and signed Aug. 31 to Bengals practice squad ... On practice squad for Games 1-9, and signed to Bengals 53-player roster Nov. 10 ... Played in Games 10-14, and on inactive list for Games 15-16 ... Had 1 solo tackle on defense Nov. 29 vs. Jacksonville and 1 assisted tackle on defense Dec. 13 at Indianapolis ... Credited with 2 special teams tackles (press box stats) for the season. **1999:** Credited with 10 special teams tackles for the season in press box stats, tied for second on team ... Earned coaches' special teams Game Ball for his 3-tackle performance Nov. 28 at Pittsburgh ... Key blocker on Bengals' kickoff return unit that ranked third in NFL (24.0 avg.) ... Logged first career sack Sept. 19 vs. San Diego, dropping Jim Harbaugh for 8-yard loss on first-down play in first quarter ... Season-high for tackles with defense was 2, which he posted Nov. 7 at Seattle and Dec. 26 at Baltimore ... Credited in coaches' statistics with 6 QB hurries ... Only missed game was Nov. 14 vs. Tennessee, as he was inactive while recovering from a cervical sprain suffered

in the third quarter Nov. 7 at Seattle ... Ranked sixth on special teams with 218 snaps played. **2000:** Played in 15 games for second straight season ... Only missed game was Nov. 12 at Dallas, due to bone fracture in left hand suffered Nov. 5 vs. Baltimore ... Ranked tied for fifth in press box special teams tackles with 6 ... Helped set up the game-winning field goal Dec. 17 vs. Jacksonville, recovering fumble by kickoff returner Shyrone Stith at Jaguars 34 with 1:07 to play ... Saw extended second-half action at MLB in Dec. 24 season finale at Philadelphia, subbing for injured Armegis Spearman, and had 2 forced fumbles along with 3 solo tackles ... First forced fumble at Philadelphia was against Chris Warren in third quarter, and Takeo Spikes recovered for Cincinnati at Eagles' 18 ... Second forced fumble at Philadelphia was also against Warren, blunting an Eagles' fourth-quarter scoring threat as Artrell Hawkins recovered at the Cincinnati 5 ... Sacked Brian Griese for 5-yard loss on fourth down in fourth quarter of Oct. 22 victory vs. Denver, ending Broncos' last possession ... Sacked Kordell Stewart for 4-yard loss in third quarter Nov. 26 vs. Pittsburgh.

COLLEGE: Hard-charging LB from Amityville, N.Y., was a true version of "Amityville Horror" for Big East QBs, shattering West Virginia school record with 34.5 sacks, breaking the previous mark of 22.0 held by Renaldo Turnbull ... Ranked second in nation as a senior with school-record 16.5 sacks for 121 yards, and was an All-American selection by *Football News* and *The Sporting News* ... Semifinalist as a senior for Dick Butkus Award, given to nation's top college LB, and was a finalist for *Football News* Defensive Player of Year ... Ranked third in WVU history with 26 tackles for loss.

PERSONAL: Hometown is Amityville, N.Y. ... Division I all-state selection at Farmingdale (N.Y.) High School ... Offseason residence is Cincinnati ... Married (wife LaToya) ... Physical education major at West Virginia ... Favorite hobbies are reading, basketball and PlayStation video games ... First name is pronounced "kuh-NOOT."

CANUTE CURTIS' STATISTICS

YEAR TEAM	G-S	Defense							Interceptions					Scoring				
		ST	AT	TT	SKS-YDS	PBU	FF	FR-YDS	NO	YDS	AVG	LG	TD	TD	IntRt	FRRI	S	PTS
1997 Cincinnati	3-0	2	0	2	0-0	0	0	0-0	—	—	—	—	—	—	—	—	—	—
1998 Cincinnati	5-0	1	1	2	0-0	0	0	0-0	—	—	—	—	—	—	—	—	—	—
1999 Cincinnati	15-0	6	1	7	1-8	0	0	0-0	—	—	—	—	—	—	—	—	—	—
2000 Cincinnati	15-0	8	2	10	2-9	0	2	0-0	—	—	—	—	—	—	—	—	—	—
2001 Cincinnati	16-4	13	13	26	0-0	1	0	0-0	—	—	—	—	—	—	—	—	—	—
CAREER	54-4	30	17	47	3-17	1	2	0-0	—	—	—	—	—	—	—	—	—	—

YEAR TEAM	Special Teams								Kickoff Returns					Punt Returns				
	ST	AT	TT	FF	FR-YDS	BP	BFG	BXP	NO	YDS	AVG	FC	LG	TD	NO	YDS	AVG	FC
1997 Cincinnati	1	0	1	0	0-0	0	0	0	—	—	—	—	—	—	—	—	—	—
1998 Cincinnati	2	0	2	0	0-0	0	0	0	—	—	—	—	—	—	—	—	—	—
1999 Cincinnati	7	3	10	0	0-0	0	0	0	—	—	—	—	—	—	—	—	—	—
2000 Cincinnati	6	0	6	0	1-0	0	0	0	—	—	—	—	—	—	—	—	—	—
2001 Cincinnati	15	0	15	1	1-3	0	0	0	—	—	—	—	—	—	—	—	—	—
CAREER	31	3	34	1	2-3	0	0	0	—	—	—	—	—	—	—	—	—	—

(continued)

— CURTIS' 2001 GAME-BY-GAME DEFENSIVE STATISTICS —

DATE	OPPONENT	ST	AT	TT	SKS-YDS	INT-YDS	PBU	FF	FR-YDS
9-9	NEW ENGLAND	0	0	0	0-0	0-0	0	0	0-0
9-23	BALTIMORE	0	0	0	0-0	0-0	0	0	0-0
9-30	at San Diego	1	0	1	0-0	0-0	0	0	0-0
10-7	at Pittsburgh	1	1	2	0-0	0-0	0	0	0-0
10-14	CLEVELAND	0	0	0	0-0	0-0	0	0	0-0
10-21	CHICAGO	0	0	0	0-0	0-0	0	0	0-0
10-28	at Detroit	0	0	0	0-0	0-0	0	0	0-0
11-4	—BYE—								
11-11	at Jacksonville	0	2	2	0-0	0-0	0	0	0-0
11-18	TENNESSEE	0	0	0	0-0	0-0	0	0	0-0
11-25	at Cleveland	1	0	1	0-0	0-0	0	0	0-0
12-2	TAMPA BAY	0	0	0	0-0	0-0	0	0	0-0
12-9	JACKSONVILLE	0	0	0	0-0	0-0	0	0	0-0
12-16	at New York Jets	1	2	3	0-0	0-0	0	0	0-0
12-23	at Baltimore	2	1	3	0-0	0-0	0	0	0-0
12-30	PITTSBURGH	6	5	11	0-0	0-0	1	0	0-0
1-6	at Tennessee	1	2	3	0-0	0-0	0	0	0-0
TOTALS		13	13	26	0-0	0-0	1	0	0-0

DT



PERNELL DAVIS

Ht: 6-2 Wt: 325

College: Alabama-Birmingham
2nd year in NFL



68

2001 Games-Starts: 0-0; Career Games-Starts: 2-0
Contract status as of 7-10-02: In first season of a two-year deal
Acquired: FA '02
Born: 5-19-76

A productive player during two seasons in NFL Europe, Davis signed with Bengals as a free agent on 6-24-02 ... Played in two games with Philadelphia as an NFL rookie in 1999 ... Missed the 2000 NFL and '01 NFL Europe seasons due to injury, and was on Eagles' practice squad for a portion of 2001 NFL campaign.

EARLY 2002: Played in all 10 games (four starts) for Scottish Claymores of NFL Europe ... Played NT in 3-4 defense ... Posted 19 tackles (15 solo), including 1 sack.

2001: Opened NFL training camp with Philadelphia ... Had 4 tackles (1 solo) in Eagles' preseason opener Aug. 18 at Buffalo ... Did not play in Preseason Game 2, and was released Aug. 27 ... Signed Dec. 11 to Philadelphia practice squad, where he finished the season.

PREVIOUS SEASONS — 1999: Drafted by Philadelphia in seventh round (251st overall) ... Signed July 22 ... Held spot on the 53-player roster for the full season,

but was inactive for 14 games ... Made NFL debut Nov. 28 at Washington, with 2 tackles, and also played (no stats) Dec. 12 at Dallas. **2000:** Started nine games in NFL Europe for Frankfurt Galaxy, posting 22 tackles (14 solo) with 1 sack, but suffered lower right leg fracture in June 10 season finale ... Underwent surgery June 22 to repair ligament damage caused by the fracture, and spent the NFL season on Philadelphia's Reserve/Non-Football Injury list.

COLLEGE: Began his career as a DE, but switched to DT for his final two seasons ... Posted 123 tackles with 2 sacks over his final three seasons (1996-98).

PERSONAL: Hometown is Birmingham, Ala. ... Attended West End High School, where he was named the state's outstanding prep defensive lineman and also earned *Parade* All-America honors ... Has three sons, Malik (born 12-2-96) and fraternal twins Jonathan and Jordan (8-4-00) ... English major at Alabama-Birmingham ... First name is pronounced "pur-NELL."

PERNELL DAVIS' STATISTICS

YEAR	TEAM	G-S	Defense						Interceptions					Scoring			
			ST	AT	TT	SKS-YDS	PBU	FF	FR-YDS	NO	YDS	AVG	LG	TD	TD	Int/RT	S P TS
1999	Philadelphia	2-0	1	1	2	0-0	0	0	0-0	—	—	—	—	—	—	—	—
2000	Philadelphia	0-0				DID NOT PLAY*					DID NOT PLAY*					DID NOT PLAY*	
2001	Philadelphia	0-0				DID NOT PLAY*					DID NOT PLAY*					DID NOT PLAY*	
CAREER		2-0	1	1	2	0-0	0	0	0	—	—	—	—	—	—	—	—

POSTSEASON STATISTICS: Davis was on the Reserve/Non-Football Injury list for two postseason games with Philadelphia in 2000. He was on the practice squad for three postseason games with Philadelphia in 2001.

*NOTE: Davis was on the Reserve/Non-Football Injury list for 16 regular-season games with Philadelphia in 2000. He was on the practice squad for four regular-season games with Philadelphia in 2001.



COREY DILLON



28

Ht: 6-1 **Wt:** 225
College: Washington
6th year in NFL

2001 Games-Starts: 16-16; **Career Games-Starts:** 78-69
Contract status as of 7-10-02: In second season of a five-year deal
Acquired: D2 '97 (43rd overall)
Born: 10-24-74

Author of the top rushing game in NFL history, 278 yards vs. Denver in 2000, Dillon targets Bengals' career rushing mark in 2002 ... Enters season with 6209 yards, 238 short of James Brooks' record 6447 ... Rushed for 1315 yards in 2001, second only to his own club-record 1435 the season before ... Has played in the last three Pro Bowls ... Has by far the best average in Bengals annals for rushing yards per game (79.6), and it appears he'll take less than six full seasons to break a career rushing mark that Brooks took eight seasons to compile ... Posted career highs in touchdowns (13) and receptions (34) in 2001.

2001 PARTICIPATION: Signed five-year Bengals contract on May 11 ... Started every game at HB for the second straight season ... Has played 78 of a possible 80 games in his five seasons, with 69 starts.

C.D.'S FINEST? Dillon had in 2001 what some consider to be his best pro season. His performance included:

- A rushing total of 1315 yards, the second-most in team history behind only his own mark of 1435 yards in the 2000 season.
- A career-high and team-leading 13 touchdowns (also team-leading 78 total points). Dillon's previous season TD high had been 10 in 1997. He tied his previous season-best in rushing TDs (10) and added 3 receiving scores — one more via the pass than he had accumulated in his first four seasons combined. He became the first RB to lead the Bengals in TD receptions for a season.
- A career-high 34 pass receptions, topping his previous high of 31 in 1999. Dillon led Bengals RBs in receptions and in receiving yards (228).
- A career-high and Bengals team-record 340 rushing attempts (which also led the AFC in 2001).
- The highest percentage of total team touchdowns

(52.0%, 13 of 25) of any Bengals player in a season. The previous high had been 45.9% by Carl Pickens, who scored a team-record 17 of Cincinnati's 37 TDs in 1995.

• A 96-yard TD run Oct. 28 at Detroit, longest scrimmage play in Bengals history and tied for fourth-longest rushing play in NFL history.

• A 184-yard rushing day at Detroit, most in Bengals history for a road game.

DILLON AND HISTORY: Dillon is by far the Bengals' all-time leader in average rushing yards per game (79.6), with Pete Johnson a distant second at 57.7 ... Dillon became team's all-time most frequent ball carrier in Jan. 6 season finale at Tennessee, pushing his total to 1413 carries, displacing Johnson (1402) ... Dillon has three of the top four rushing seasons in team history ... Crossed 1000-yard mark for the season Dec. 16 at Jets and became sixth player in NFL history to top 1000 in each of his first five seasons (see "Super Six" below) ... If Dillon reaches 1000 yards in 2002, he will join Barry Sanders, Eric Dickerson and Curtis Martin as the only players to reach the 1000-yard plateau in each of their first six seasons ... Dillon had four 100-yard rushing games in 2001, extending his team-record for 100-yard games to 22 ... Tied WR Eddie Brown for fifth place in all-time Bengals TDs (41).

OTHER 2001 HIGHLIGHTS: On Sept. 9 vs. New England, posted his first 100-yard rushing game in a season opener, going 24-for-104 with a 5-yard TD run in second quarter ... Also was 4-for-32 receiving vs. Patriots ... Converted fourth-and-1 play vs. Patriots to sustain drive for Neil Rackers' 36-yard FG in second quarter ... Teamed with WR Darnay Scott vs. New England to become the first Bengals teammates to combine for 100 yards rushing and receiving since Dec. 5, 1999 vs. San Francisco, when

SUPER SIX

Bengals HB **Corey Dillon** is one of only six players in NFL history to rush for 1000 or more yards in each of his first five seasons:

Player, First 5 Seasons	1st	2nd	3rd	4th	5th
Tony Dorsett, 1977-81	1007	1325	1107	1185	1646
Eric Dickerson, 1983-87	1808	2105	1234	1821	1288
Barry Sanders, 1989-93	1470	1304	1548	1352	1115
Curtis Martin, 1995-99	1487	1152	1160	1287	1464
Eddie George, 1996-2000	1368	1399	1294	1304	1509
Corey Dillon, 1997-2001	1129	1130	1200	1435	1315

NOTE: Sanders' streak extended to 10 years; Dickerson's reached seven; Martin has a current seven-year streak; and Dillon has a current five-year streak. Both Dorsett and George saw their streaks end at five years.

(Corey Dillon, continued)

Dillon teamed with Carl Pickens for the milestone ... Recorded 57 rushing yards Sept. 23 vs. Baltimore, the most rushing yards against Ravens in a span of 14 games ... Scored vs. Baltimore on 1-yard pass from Jon Kitna to give Bengals 7-3 lead in third quarter ... Was the only Bengals RB with a rushing attempt Oct. 7 at Pittsburgh, gaining 64 yards on 19 carries ... Rushed for 140 yards on 31 carries (4.5 average) Oct. 14 vs. Cleveland, and scored his second rushing TD of the year on a 5-yard run in the fourth quarter that gave the Bengals a 21-7 lead ... Has rushed for 100 or more yards in four of his six games against Cleveland ... Had 96-yard TD run Oct. 28 at Detroit on the game's first scrimmage play, tied for fourth-longest ground gain in NFL history ... His 184-yard rushing total at Detroit pushed Bengals record to 9-0 when he rushes for 130 or more yards ... Scored season-best 3 TDs at Detroit, on an 8-yard reception and a 1-yard run in addition to the 96-yard run ... Limited to 58 yards on 17 carries in Nov. 11 loss at Jacksonville, but scored the only Bengals TD on a 7-yard run ... Had 63 rushing yards on 20 carries Nov. 25 at Cleveland, though he had 56 yards on 14 carries in the first half ... Rushed for 79 yards on 29 carries Dec. 2 vs. Tampa Bay and had 2 receptions for 8 yards ... His second reception Dec. 2 vs. Tampa Bay was a 6-yarder from Jon Kitna on which he fought through a pair of tacklers to score a game-tying TD with 0:08 to play in regulation ... Rushed 24 for 62 Dec. 9 vs. Jacksonville and had 2 receptions for 24 yards ... Scored 9-yard rushing TD vs. Jaguars ... Rushed for 85 yards on 22 carries Dec. 16 at N.Y. Jets and added team-leading 32 receiving yards on 3 catches for total scrimmage offense of 117 yards ... Scored both Cincinnati TDs at Jets on runs of 1 and 3 yards ... Rushed for 127 yards on 24 carries Dec. 23 at Baltimore, becoming first player to gain 100 yards against the Ravens in 51 games ... Rushed for 91 yards on 21 carries Dec. 30 vs. Pittsburgh ... Was 22-for-87 rushing in season-ending win Jan. 6 at Tennessee, along with 3 receptions for 27 yards ... Scored 2 rushing TDs at Tennessee, on runs of 2 and 34 yards in the second quarter.

DILLON BENCHMARKS: The Bengals have never lost with Dillon rushing for 130 or more yards, posting a 9-0 record. Also, the Bengals are:

- 17-9 when Dillon carries 22 or more times.
- 10-2 when Dillon rushes for 125 or more yards.
- 13-9 when Dillon rushes for 100 or more yards.

PRO BOWLS: Dillon was named to the AFC team for the 2002 Pro Bowl on Jan. 31, 2002. The berth was the third straight for Dillon. Among Bengals running backs, only James Brooks was chosen for more Pro Bowls (four).

Dillon finished as the first alternate at running back in the AFC Pro Bowl voting, and was named to the team when Pittsburgh's Jerome Bettis was ruled out of the game due to a groin injury. Dillon earned his first two Pro Bowl berths by being voted directly to the roster as one of the top three AFC finishers among running backs.

In last season's Pro Bowl, Dillon rushed for 58 yards on 6 carries (9.7 avg.) in a 38-30 AFC win. He gained 29 and 16 yards on consecutive carries in the fourth quarter.

In the Pro Bowl following the 2000 season, he was 5-for-16 rushing and 2-for-36 receiving. In his first Pro Bowl, after the 1999 season, he had 1 reception for 9 yards, 1 rush for minus-3 yards and 57 yards on 2 kickoff returns.

THE RECORD-BREAKER: Dillon's 278 rushing yards on Oct. 22, 2000 vs. Denver are the NFL's most-ever in a game. The performance surpassed Walter Payton's mark of 275, which had stood for nearly 23 years, since Nov. 20, 1977. Dillon amassed the record total on just 22 carries, averaging 12.6 yards per trip. Payton had 40 carries in his 275-yard game, and Dillon's number of carries stands as the fewest by any player in the top 10 rushing games in NFL history.

Dillon had seven runs of more than 20 yards in the 31-21 Bengals victory against Denver, including five of more than 30 yards (see run-by-run breakdown on P. 39). He scored touchdowns in the fourth quarter on runs of 65 and 41 yards. The 65-yarder extended Cincinnati's lead to 24-14 with 4:58 to play, and the 41-yarder put the score at its final margin of 31-21 with 1:49 to play. The 41-yarder was Dillon's final carry of the day, pushing him over Payton's record yardage total.

Remarkably in the record effort, Dillon was held to 1 yard or less on 41% of his carries (9 of 22). He rushed for 58 yards on 4 carries in the first quarter, 19 yards on 5 carries in the second, 93 yards on 7 carries in the third and 108 yards on 6 carries in the fourth.

Dillon has two of the top eight rushing games in NFL history, as his 246-yard effort as a rookie in 1997 vs. Tennessee is in the No. 8 spot all-time (see "Remarkable Runners" in box below).

RECORDS CENTRAL: A complete look at Bengals

REMARKABLE RUNNERS

Bengals HB **Corey Dillon** owns two of the best single-game rushing performances in NFL history (No. 1 and No. 8). The all-time leaders:

Date	Player, Team, Opponent	Yards	Att.	Avg.
10-22-00	Corey Dillon, Cincinnati vs. Denver	278	22	12.6
11-20-77	Walter Payton, Chicago vs. Minnesota	275	40	6.9
11-25-76	O.J. Simpson, Buffalo vs. Detroit	273	29	9.4
11-11-01	Shaun Alexander, Seattle vs. Oakland	266	35	7.6
12-3-00	*Mike Anderson, Denver at New Orleans	251	37	6.8
9-16-73	O.J. Simpson, Buffalo vs. New England	250	29	8.6
12-5-71	Willie Ellison, L.A. Rams vs. New Orleans	247	26	9.5
12-4-97	* Corey Dillon, Cincinnati vs. Tennessee	246	39	6.3
*Rookie				

records which Dillon holds or shares:

- **Most rushing yards, game:** 278 vs. Denver on Oct. 22, 2000.
- **Most rushing yards, season:** 1435 in 2000.
- **Most carries, season:** 340 in 2001.
- **Most carries, career:** 1413.
- **Longest scrimmage play:** 96-yard run at Detroit on Oct. 28, 2001
- **Most rushing attempts in a game:** 39 vs. Tennessee on Dec. 4, 1997.
- **Most scrimmage yards in a game:** 278 vs. Denver on Oct. 22, 2000.
- **Most rushing yards in a game by a rookie:** 246 vs. Tennessee on Dec. 4, 1997.
- **Most scrimmage yards in a game by a rookie:** 276 vs. Tennessee on Dec. 4, 1997.
- **Most 100-yard rushing games, career:** 22.
- **Most 100-yard rushing games in a season:** Five, in both 1999 and 2000. Three other Bengals have posted five 100-yard games in a season, but Dillon is the only player to do it in multiple seasons.
- **Most 200-yard rushing games in a season:** Two, in 2000. Dillon has three of the four 200-yard games in club history.
- **Most rushing TDs in a game:** Four vs. Tennessee on Dec. 4, 1997.
- **Most total TDs in a game:** Four vs. Tennessee on Dec. 4, 1997, sharing the record with Larry Kinnebrew.
- **Most points in a game:** 24 vs. Tennessee on Dec. 4, 1997, sharing the record with Larry Kinnebrew.

DILLON VS. BROWNS: The Bengals are 4-2 against Cleveland since the "Battle of Ohio" rivalry was renewed in 1999, and Dillon's fortunes against the Browns have

mirrored those of his team. He has averaged 159 rushing yards per game in the four Cincinnati victories and has been held to a 52-yard average on the ground in the two Bengals losses.

PREVIOUS SEASONS — 1997: Drafted by Bengals in second round (43rd overall) ... Entered the draft after his junior season at the University of Washington ... Signed July 21 ... Did not become a starter until Game 10 and had only 196 rushing yards at season's halfway point, but rushed for 933 yards in final eight games ... Season total of 1129 yards broke Bengals rookie record of 1066 set by Ickey Woods in 1988 ... Highlight game of his rookie season came Dec. 4 vs. Tennessee, as he rushed for 246 yards on 39 carries, breaking the NFL rookie record of 237 yards set by Cleveland's Jim Brown against the L.A. Rams in 1957. (Dillon's rookie mark was broken in 2000 when Denver rookie Mike Anderson rushed for 251 vs. New Orleans.) ... Dillon was named 1997 AFC Rookie of the Year in peer voting conducted by NFL Players Association ... Only NFL rookie to top 1000-yard rushing mark for the season ... Led Bengals RBs in receiving yards (259), and his 1388 total yards from scrimmage was most since 1989 (James Brooks, 1545) ... Finished sixth in rushing in AFC, but his per-carry average of 4.85 yards was higher than the five players who had more total yards ... Rushed for 100 or more yards three weeks in a row (Games 13-15), becoming the first Bengal to record three straight since Pete Johnson in Games 13-15 of the 1980 season ... Scored 10 of Cincinnati's NFL-leading 23 rushing TDs, the most rushing scores by one player since Ickey Woods' team-record 15 in 1988 ... Fell one yard short of posting seven straight games of 100-plus yards from scrimmage during Games 9-15, failing only Nov. 16 at Pittsburgh when

DILLON RUNS FOR NFL'S BEST-EVER GAME

Listed below is a breakdown of HB **Corey Dillon's** 22 carries vs. Denver on Oct. 22, 2000, when he set the NFL single-game rushing record of 278 yards. Each entry shows down-distance-yard line (time remaining) at start of play; result of the play (tackler); and Dillon's cumulative attempts and yards after each carry.

	Result	Att.	Yds.
1st Quarter			
1-10-CIN 34 (8:02)	No gain (B. Romanowski)	1	0
1-10-CIN 45 (6:47)	34-yard gain, reduced to 26 yards by penalty (E. Brown)	2	26
1-10-CIN 29 (2:53)	31-yard gain (B. Jenkins)	3	57
2-10-DEN 17 (1:01)	1-yard gain (H. Hasselbach)	4	58
2nd Quarter			
2-7-DEN 7 (14:49)	1-yard gain (A. Wilson)	5	59
1-3-DEN 3 (14:15)	2-yard loss (E. Brown)	6	57
2-5-DEN 5 (14:01)	1-yard loss (A. Wilson)	7	56
2-10-CIN 44 (11:22)	21-yard gain, then fumble (forced by B. Romanowski) at Denver 35; recovered by Denver's E. Brown at Broncos' 24 and returned 8 yards to Denver 32	8	77
1-10-CIN 38 (1:46)	No gain (T. Pryce)	9	77
3rd Quarter			
1-10-CIN 35 (14:51)	4-yard gain (B. Jenkins)	10	81
3-17-CIN 28 (13:50)	37-yard gain (A. Wilson)	11	118
1-10-DEN 35 (13:22)	3-yard gain (E. Brown)	12	121
2-10-CIN 47 (10:16)	30-yard gain (B. Jenkins)	13	151
1-10-CIN 11 (3:56)	4-yard gain (B. Romanowski)	14	155
2-13-CIN 8 (3:09)	1-yard gain (K. Traylor)	15	156
3-12-CIN 9 (2:35)	14-yard gain (M. Reagor, K. Pittman)	16	170
4th Quarter			
1-10-CIN 38 (13:03)	1-yard loss (K. Traylor)	17	169
1-10-CIN 34 (5:43)	1-yard gain (B. Jenkins)	18	170
2-9-CIN 35 (5:09)	65-yard gain for touchdown	19	235
1-10-CIN 31 (3:33)	2-yard loss (M. Reagor)	20	233
2-12-CIN 29 (3:28)	4-yard gain (J. Mobley)	21	237
2-8-DEN 41 (2:00)	41-yard gain for touchdown	22	278

(Corey Dillon, continued)

he totaled 99 (78 rushing, 21 receiving) ... Awarded offensive Game Ball by coaches twice, for record-breaking performance vs. Tennessee and for 123-yard rushing game Nov. 2 vs. San Diego, his first 100-yarder as a pro ... Five of Dillon's 10 TDs came on runs of 20 or more yards ... Longest TD run was 71 yards Nov. 2 vs. San Diego; also had TD runs of 46 at Indianapolis, 39 vs. Jacksonville, 31 vs. Tennessee and 21 at Tennessee ... Used as kickoff returner early in season, averaging 30.3 yards on 6 attempts. **1998:** Rushed for 1130 yards, exceeding by one his rookie season total ... Had four 100-yard rushing games for second straight season, topped by 124 yards on 14 carries Oct. 18 at Tennessee ... Season-long run was 66 yards in third quarter Oct. 18 at Tennessee, and he scored on 12-yard run in third quarter of that game ... Season-long scoring run was 18 yards in third quarter Sept. 13 at Detroit ... Also scored rushing TDs of 3 yards Sept. 6 vs. Tennessee and 3 yards Dec. 6 vs. Buffalo ... Had first career TD pass reception Oct. 25 at Oakland, scoring on 17-yard toss from QB Neil O'Donnell ... Led team with career-high 6 pass receptions Nov. 8 at Jacksonville ... Had career-long 41-yard reception from QB Paul Justin on Dec. 27 vs. Tampa Bay ... Started Games 1-14 and 16 ... Missed a portion of playing time due to twisted right knee Sept. 13 at Detroit, but returned to finish the game ... Also returned to action after missing time with a left hip pointer Nov. 15 at Minnesota ... Left game in third quarter and did not return due to sprained left big toe suffered Nov. 22 vs. Baltimore ... Missed most of first half and most of fourth quarter on Dec. 13 at Indianapolis, due to lower back bruise ... On weekly inactive list for Game 15, Dec. 20 at Pittsburgh, due to lower back bruise. **1999:** Dillon's 1200 rushing yards were second-most in Bengals history to that point, and he was the first Bengals RB voted to Pro Bowl since Harold Green (following 1992 season) ... Dillon's 4.6 yards per attempt was the highest average among the Top 10 rushers in the AFC by nearly a half-yard, with next-highest at 4.2 ... Missed season's final game, Jan. 2 at Jacksonville, due to left knee strain, and would have needed only 40 yards in that game to break James Brooks' team record of 1239 rushing yards, set in 1989 ... Started in Games 1-15 ... Began the '99 season in 10th place on Bengals' all-time rushing list, but climbed to fourth place as his total reached 3459 yards by season's end ... Dillon's 1490 yards from scrimmage (1200 rushing, 290 receiving) was the Bengals' most since 1989 ... Dillon reached the 3000-yard rushing mark faster than any previous Bengal, passing the milestone in Game 12 of his third season, Nov. 28 at Pittsburgh; no previous Bengal had reached 3000 before his fifth season ... Rushed for 120 yards on 23 carries at Pittsburgh and earned one of two coaches' offensive Game Balls ... Scored Bengals' first TD of season on a 1-yard run in first quarter Sept. 12 at Tennessee ... Had 210 scrimmage yards Dec. 5 vs. 49ers, rushing 25 times for 133 yards and adding career-high 77 receiving yards on 5 catches ... Missed portions of the Sept. 12 season opener at Tennessee and Sept. 26 at Carolina, due in both cases to leg cramps ... Saw limited action Oct. 24 at Indianapolis after suffering forearm laceration late in first quarter ... Missed most of the second half in Dec. 26 game at Baltimore, after being sidelined with a left knee strain. **2000:** Dillon got a late start to a season in which he would

set the NFL single-game rushing record (278) and Bengals season rushing mark (1435) ... He began the offseason as a restricted free agent and did not sign until Aug. 10, missing first three weeks of training camp ... Went on to start every game for the first time in his career ... Had 12 runs of 20 or more yards, tying for NFL lead with Denver's Mike Anderson and Jacksonville's Fred Taylor ... Posted Bengals' second-highest total in yards from scrimmage for a season with 1593 (1435 rushing, 158 receiving); record scrimmage yards in a season is 1773 by James Brooks in 1986 ... With his team-record 315 carries (since surpassed), he broke record of 274 which Pete Johnson had set in 1981 ... Tied with WR Peter Warrick for team's season lead in touchdowns (7) ... Caught 18 passes for 158 yards (8.8 avg.) ... Held to 82 total rushing yards in season's first three games, but averaged 104.1 yards per game over the final 13 games ... Topped his output for the first three games combined in Game 4 on Oct. 1 vs. Miami, rushing for 110 yards on 22 carries ... Had career-long 80-yard TD run Oct. 8 vs. Tennessee, tied for longest run by an AFC player in 2000 ... The 80-yard run vs. Tennessee took Dillon to the 3739 mark in career rushing, past Harold Green (3727) into third place all-time on Bengals ... Set NFL record with 278 yards on Oct. 22 vs. Denver (see separate item) ... Followed his record-breaker vs. Denver with a 137-yard rushing effort Oct. 29 at Cleveland, and his 415 rushing yards over the two games was third-most in NFL history in consecutive games ... Rushed 23 times for 128 yards with 2 TDs Nov. 26 vs. Pittsburgh, and came back the next week with 35-for-216 effort Dec. 3 vs. Arizona, most rushing yards ever allowed to a player in a game by the 81-year-old Cardinals franchise ... Passed James Brooks' team record of 1239 rushing yards in a season during third quarter of Dec. 3 Arizona game.

COLLEGE: Played at Washington only in 1996, designated as a junior, and departed with a remarkable list of school season records — rushing yards (1555), attempts (271), TDs (23), rushing TDs (22), all-purpose yards (2185) and scoring (138) ... Posted multiple records despite starting only 8 of 11 games, as he was backup to Rashaan Shehee until Shehee was sidelined with ankle injury in Game 3 ... In Holiday Bowl vs. Colorado, rushed for 140 yards and added 2 more touchdowns to his regular-season total of 23 ... Scored 5 TDs in 41-21 conquest of UCLA, earning *Sports Illustrated* National Player of the Week honors as he rushed for 145 yards and added 53 yards in receptions ... Played JC ball at Dixie College in St. George, Utah, in 1995, and was chosen JC Offensive Back of the Year by *College Sports* magazine after rushing 279 times for 1899 yards and 20 TDs ... In 1994, rushed for 1165 yards and 16 TDs at Garden City (Kan.) JC.

PERSONAL: Hometown is Seattle, Wash. ... Played at Franklin High School, where he won all-state honors in football and was named All-Metro Player of the Year ... Also earned all-metro honors in baseball ... Senior year in high school was 1992-93 ... Sat out 1993 football season before enrolling at Garden City JC for '94 season ... Physical education major at Washington ... Married (wife Desiree), with a daughter, Cameron ... Selected by San Diego Padres (as an outfielder) in the 1993 free agent baseball draft.

COREY DILLON'S STATISTICS

YEAR	TEAM	G-S	Rushing					Receiving					Scoring					
			ATT	YDS	AVG	LG	TD	NO	YDS	AVG	LG	TD	TD	TD-R	TD-P	TD-Rt	2-PIC	PTS
1997	Cincinnati	16-7	233	1129	4.8	71-1	10	27	259	9.6	28	0	10	10	0	0	0	60
1998	Cincinnati	15-15	262	1130	4.3	66	4	28	178	6.4	41	1	5	4	1	0	0	30
1999	Cincinnati	15-15	263	1200	4.6	50	5	31	290	9.4	23	1	6	5	1	0	0	36
2000	Cincinnati	16-16	315	1435	4.6	80-1	7	18	158	8.8	31	0	7	7	0	0	0	42
2001	Cincinnati	16-16	340	1315	3.9	96-1	10	34	228	6.7	17	3	13	10	3	0	0	78
CAREER		78-69	1413	6209	4.4	96-1	36	138	1113	8.1	41	5	41	36	5	0	0	246

MISCELLANEOUS STATISTICS: 6 kickoff returns for 182 yards (30.3 avg.) with a long return of 58 yards and 0 TD in 1997; 1 kickoff return for 4 yards in 1999; sacked once for a 4-yard loss in 1998; 1 pass attempt/1 interception in 2001.

DILLON'S SINGLE-GAME HIGHS

RUSHING — Attempts: 39 vs. Tenn. 12-4-97; Yards: 278 vs. Den. 10-22-00; Long: 96 at Det. 10-28-01 (TD).

RECEIVING — Receptions: 6 at Jax. 11-8-98; Yards: 77 vs. S.F. 12-5-99; Long: 41 vs. T.B. 12-27-98.

TOUCHDOWNS — Total: 4 vs. Tenn. 12-4-97; Rushing: 4 vs. Tenn. 12-4-97; Receiving: 1 (5 times); most recently vs. T.B. 12-2-01.

DILLON'S CAREER GAME-BY-GAME STATISTICS

		Rushing					Receiving				
DATE	OPPONENT	ATT	YDS	AVG	LG	TD	NO	YDS	AVG	LG	TD
1997											
8-31	ARIZONA	0	0	—	—	0	0	0	0	—	0
9-7	at Baltimore	0	0	—	—	0	0	0	—	—	0
9-14	—BYE—										
9-21	at Denver	5	58	11.6	28	0	4	30	7.5	10	0
9-28	NEW YORK JETS	9	48	5.3	12	0	2	30	15.0	22	0
10-5	at Jacksonville	7	35	5.0	14	0	1	9	9.0	9	0
10-12	at Tennessee	8	39	4.9	21-1	1	1	10	10.0	10	0
10-19	PITTSBURGH	5	8	1.6	5	0	1	12	12.0	12	0
10-26	at New York Giants	5	8	1.6	4	1	1	21	21.0	21	0
11-2	SAN DIEGO	19	123	6.5	71-1	1	1	4	4.0	4	0
11-9	at Indianapolis	22	97	4.4	46-1	1	1	5	5.0	5	0
11-16	at Pittsburgh	19	78	4.1	22	0	1	21	21.0	21	0
11-23	JACKSONVILLE	26	88	3.4	16	1	5	48	9.6	16	0
11-30	at Philadelphia	19	114	6.0	37	0	2	17	8.5	11	0
12-4	TENNESSEE	39	246	6.3	59	4	2	30	15.0	28	0
12-14	DALLAS	26	127	4.9	14-1	1	2	7	3.5	4	0
12-21	BALTIMORE	24	60	2.5	15	0	3	15	5.0	6	0
1998											
9-6	TENNESSEE	19	91	4.8	19	1	1	3	3.0	3	0
9-13	at Detroit	17	77	4.5	23	1	1	-1	-1.0	-1	0
9-20	GREEN BAY	16	28	1.8	8	0	0	0	—	—	0
9-27	at Baltimore	25	116	4.6	14	0	2	6	3.0	6	0
10-4	—BYE—										
10-11	PITTSBURGH	23	99	4.3	15	0	0	0	—	—	0
10-18	at Tennessee	14	124	8.9	66	1	1	2	2.0	2	0
10-25	at Oakland	13	59	4.5	16	0	3	25	8.3	17-1	1
11-1	DENVER	35	110	3.1	27	0	1	5	5.0	5	0
11-8	at Jacksonville	16	76	4.8	17	0	6	27	4.5	6	0
11-15	at Minnesota	21	66	3.1	12	0	3	14	4.7	6	0
11-22	BALTIMORE	13	35	2.7	7	0	0	0	—	—	0
11-29	JACKSONVILLE	16	107	6.7	61	0	4	44	11.0	22	0
12-6	BUFFALO	11	43	3.9	9	1	3	2	0.7	5	0
12-13	at Indianapolis	9	29	3.2	14	0	0	0	—	—	0
12-20	at Pittsburgh			INACTIVE					INACTIVE		
12-27	TAMPA BAY	14	70	5.0	13	0	3	51	17.0	41	0
1999											
9-12	at Tennessee	21	66	3.1	15	1	2	11	5.5	7	0
9-19	SAN DIEGO	12	37	3.1	12	0	0	0	—	—	0
9-26	at Carolina	20	113	5.7	30	0	3	24	8.0	12	0
10-3	ST. LOUIS	15	39	2.6	14	0	1	0	0.0	0	0
10-10	at Cleveland	28	168	6.0	38	0	1	1	1.0	1	0
10-17	PITTSBURGH	16	78	4.9	26	0	2	24	12.0	18	0
10-24	at Indianapolis	6	7	1.2	6	0	1	6	6.0	6	0
10-31	JACKSONVILLE	14	32	2.3	22	0	2	25	12.5	17	0
11-7	at Seattle	16	81	5.1	32	0	0	0	—	—	0
11-14	TENNESSEE	14	33	2.4	10	0	3	37	12.3	18	0
11-21	BALTIMORE	15	74	4.9	31	0	1	15	15.0	15	0
11-28	at Pittsburgh	23	120	5.2	20	0	3	20	6.7	13	0
12-5	SAN FRANCISCO	25	133	5.3	27	1	5	77	15.4	23	1
12-12	CLEVELAND	28	192	6.9	50	3	2	20	10.0	12	0
12-19	—BYE—										
12-26	at Baltimore	10	27	2.7	6	0	5	30	6.0	14	0
1-2	at Jacksonville			INACTIVE					INACTIVE		

DILLON'S CAREER GAME-BY-GAME STATISTICS (continued)

		Rushing					Receiving				
DATE	OPPONENT	ATT	YDS	AVG	LG	TD	NO	YDS	AVG	LG	TD
2000											
9-3	—BYE—										
9-10	CLEVELAND	12	41	3.4	14	0	2	46	23.0	31	0
9-17	at Jacksonville	17	32	1.9	12	0	4	34	8.5	17	0
9-24	at Baltimore	12	9	0.8	4	0	3	22	7.3	9	0
10-1	MIAMI	22	110	5.0	19	0	1	4	4.0	4	0
10-8	TENNESSEE	15	95	6.3	80-1	1	1	7	7.0	7	0
10-15	at Pittsburgh	15	36	2.4	12	0	1	9	9.0	9	0
10-22	DENVER	22	278	12.6	65-1	2	0	0	—	—	0
10-29	at Cleveland	27	137	5.1	25	1	0	0	—	—	0
11-5	BALTIMORE	16	23	1.4	8	0	1	9	9.0	9	0
11-12	at Dallas	20	94	4.7	13	0	0	0	—	—	0
11-19	at New England	28	79	2.8	9	0	2	18	9.0	10	0
11-26	PITTSBURGH	23	128	5.6	20-1	2	0	0	—	—	0
12-3	ARIZONA	35	216	6.2	57	1	0	0	—	—	0
12-10	at Tennessee	18	42	2.3	11	0	2	8	4.0	4	0
12-17	JACKSONVILLE	17	76	4.5	25	0	0	0	—	—	0
12-24	at Philadelphia	16	39	2.4	8	0	1	1	1.0	1	0
2001											
9-9	NEW ENGLAND	24	104	4.3	40	1	4	32	8.0	14	0
9-23	BALTIMORE	18	57	3.2	11	0	4	1	0.3	1-1	1
9-30	at San Diego	15	46	3.1	11	0	2	18	9.0	11	0
10-7	at Pittsburgh	19	64	3.4	10	0	1	-2	-2.0	-2	0
10-14	CLEVELAND	31	140	4.5	25	1	3	16	5.3	8	0
10-21	CHICAGO	16	30	1.9	10	0	0	0	—	—	0
10-28	at Detroit	27	184	6.8	96-1	2	3	18	6.0	9	1
11-4	—BYE—										
11-11	at Jacksonville	17	58	3.4	19	1	2	13	6.5	8	0
11-18	TENNESSEE	17	38	2.2	9	0	2	23	11.5	12	0
11-25	at Cleveland	20	63	3.2	18	0	1	6	6.0	6	0
12-2	TAMPA BAY	23	79	3.4	16	0	2	8	4.0	6-1	1
12-9	JACKSONVILLE	24	62	2.6	9-1	1	2	24	12.0	16	0
12-16	at New York Jets	22	85	3.9	20	2	3	32	10.7	17	0
12-23	at Baltimore	24	127	5.3	19	0	2	12	6.0	7	0
12-30	PITTSBURGH	21	91	4.3	30	0	0	0	—	—	0
1-6	at Tennessee	22	87	4.0	34-1	2	3	27	9.0	16	0
CAREER		1413	6209	4.4	96-1	36	138	1113	8.1	41	5

WR



RON DUGANS

Ht: 6-2 Wt: 205

College: Florida State

3rd year in NFL



81

2001 Games-Starts: 16-3; Career Games-Starts: 30-8

Contract status as of 7-10-02: In final season of a three-year deal

Acquired: D3 '00 (66th overall)

Born: 4-27-77

Dugans was Cincinnati's best all-around special teams performer last season, and enters 2002 as a major player in competitive situation for playing time at WR ... Doubled his rookie-season receiving totals in 2001 ... Had a key two-point conversion catch in victory over Cleveland ... Caught fourth-quarter TD pass in victory over Pittsburgh.

2001 PARTICIPATION: Played in every game, with starts on Sept. 23 vs. Baltimore, Nov. 11 at Jacksonville and Dec. 23 at Baltimore.

2001 HIGHLIGHTS: Was the team's Pro Bowl nominee for special teams player, contributing a team-leading 23 tackles while also playing on punt returns and kickoff returns ... Finished fourth on the team in receiving yards (251) and was tied for fourth in catches (28) ... Made a diving end-zone catch for a 2-point conversion Oct. 14 vs. Cleveland, giving Bengals 21-7 lead early in fourth

quarter ... Had only 1 catch for 6 yards in victory Dec. 30 vs. Pittsburgh, but it came on a third-and-goal play in the fourth quarter and produced a TD that closed Pittsburgh's lead to 23-17 ... On Sept. 23 vs. Baltimore, was 2-for-12 receiving with 3 special teams tackles; caught 5-yard pass to Ravens' 1 in third quarter, setting up 1-yard TD pass from Jon Kitna to Corey Dillon ... Had 49 yards on 3 catches Oct. 21 vs. Chicago, and also had 2 special teams tackles ... Had a 6-yard reception on a third-and-4 play Oct. 28 at Detroit, giving Bengals their initial first down on 83-yard, game-winning TD drive in the fourth quarter ... Had 4 catches for 51 yards Nov. 11 at Jacksonville, where he also led team with 3 special teams stops ... Had career-high 5 catches Nov. 18 vs. Tennessee, and tied the career receiving high (51) he had set the previous week ... Scored the only Cincinnati TD vs. Titans on a 10-yard reception from Jon Kitna in the first quarter ... Tied Danny Farmer for team-leading 3 receptions Nov. 25 at Cleveland, gaining

19 yards ... Had a 4-yard catch Dec. 23 at Baltimore, picking up a first down on a third-and-2 play.

HISTORY-MAKER: Dugans was a part of two historical firsts in his NFL debut on Sept. 10, 2000 vs. Cleveland. He joined teammate Peter Warrick, his college teammate at Florida State, as the first rookies from the same college to open a season as starting WRs for the same NFL team. And early in the second quarter, Dugans scored the first Bengals regular-season touchdown at Paul Brown Stadium on a 4-yard pass from Akili Smith.

MORE 2000: Drafted by Bengals in the third round (66th overall) ... Season-best reception total was 3 (for 25 yards) Oct. 8 vs. Tennessee ... Season-best yardage total was 29 (on 2 catches, both for first downs) Oct. 15 at Pittsburgh ... Started Games 1-5, and played as reserve in Games 6-9, 11-12 and 14-16 ... Inactive for Game 10, Nov. 12 at Dallas, and Game 13, Dec. 3 vs. Arizona ... Closed the season with 2-for-15 receiving effort on Dec. 24 at Philadelphia.

COLLEGE: Despite playing in the same lineup with All-American WR Peter Warrick, Dugans caught 81 passes for 1260 yards and 6 TDs over his final two seasons at Florida State ... Key player in Sugar Bowl victory over Virginia Tech for the 1999 national championship, snagging TD catches of 63 and 14 yards as FSU beat Virginia Tech, 46-29 ... Caught 43 passes for 644 yards in regular season as a senior, and 38 for 616 as a junior ... Big-game player who closed his junior season with 135 yards on 6 catches in Fiesta Bowl vs. Tennessee.

PERSONAL: Hometown is Tallahassee, Fla. ... Holds degree in political science from Florida State ... A sports standout at Florida A&M University High School in Tallahassee ... Became one of South's hottest recruits following a senior season in which he starred as a running back, strong safety, kickoff returner and punt returner ... Also a standout in basketball and track ... Averaged 20 points per game as a senior for defending state basketball champs, and won state championship in the triple jump as a junior ... Last name is pronounced "DOO-guns."

RON DUGANS' STATISTICS

		Receiving						Rushing					Scoring					
YEAR	TEAM	G-S	NO	YDS	AVG	LG	TD	ATT	YDS	AVG	LG	TD	TD	TD-R	TD-P	TD-RI	2-PIC	PTS
2000	Cincinnati	14-5	14	125	8.9	17	1	—	—	—	—	—	1	0	1	0	0	6
2001	Cincinnati	16-3	28	251	9.0	31	2	—	—	—	—	—	2	0	2	0	1	14
CAREER		30-8	42	376	9.0	31	3	—	—	—	—	—	3	0	3	0	1	20

		Special Teams								Kickoff Returns						Punt Returns					
YEAR TEAM		ST	AT	TT	FF	FR-YDS	BP	BFG	BXP	NO	YDS	AVG	FC	LG	TD	NO	YDS	AVG	FC	LG	TD
2000	Cincinnati	0	0	0	0	0-0	0	0	0	—	—	—	—	—	—	—	—	—	—	—	—
2001	Cincinnati	23	0	23	0	0-0	0	0	0	—	—	—	—	—	—	—	—	—	—	—	—
CAREER		23	0	23	0	0-0	0	0	0	—	—	—	—	—	—	—	—	—	—	—	—

— DUGANS' SINGLE-GAME HIGHS —

RECEIVING — Receptions: 5 vs. Tenn. 11-18-01; Yards: 51 (twice); most recently vs. Tenn. 11-18-01; Long: 31 at Jax. 11-11-01; Touchdowns: 1 (3 times); most recently vs. Pitt. 12-30-01.

— DUGANS' 2001 GAME-BY-GAME STATISTICS —

DATE	OPPONENT	Receiving					Rushing				
		NO	YDS	AVG	LG	TD	ATT	YDS	AVG	LG	TD
9-9	NEW ENGLAND	1	5	5.0	5	0	—	—	—	—	—
9-23	BALTIMORE	2	12	6.0	7	0	—	—	—	—	—
9-30	at San Diego	1	5	5.0	5	0	—	—	—	—	—
10-7	at Pittsburgh	0	0	—	—	0	—	—	—	—	—
10-14	CLEVELAND	1	5	5.0	5	0	—	—	—	—	—
10-21	CHICAGO	3	49	16.3	18	0	—	—	—	—	—
10-28	at Detroit	1	6	6.0	6	0	—	—	—	—	—
11-4	—BYE—	—	—	—	—	—	—	—	—	—	—
11-11	at Jacksonville	4	51	12.8	31	0	—	—	—	—	—
11-18	TENNESSEE	5	51	10.2	16	1	—	—	—	—	—
11-25	at Cleveland	3	19	6.3	11	0	—	—	—	—	—
12-2	TAMPA BAY	2	17	8.5	10	0	—	—	—	—	—
12-9	JACKSONVILLE	1	7	7.0	7	0	—	—	—	—	—
12-16	at New York Jets	1	8	8.0	8	0	—	—	—	—	—
12-23	at Baltimore	1	4	4.0	4	0	—	—	—	—	—
12-30	PITTSBURGH	1	6	6.0	6	1	—	—	—	—	—
1-6	at Tennessee	1	6	6.0	6	0	—	—	—	—	—
TOTALS		28	251	9.0	31	2	—	—	—	—	—

TE-OLB



CHRIS EDMONDS



53

Ht: 6-3 Wt: 250
College: West Virginia
1st year in NFL*

2001 Games-Starts: 0-0; Career Games-Starts: 0-0
Contract status as of 7-10-02: In second season of a three-year deal
Acquired: FA '01
Born: 1-1-78

Edmonds enters 2002 season with opportunity for an unusual dual role ... Will open training camp with TE as his primary position, but is also on depth chart at OLB, his college position ... Spent 2001 season as OLB—three weeks on the roster and the remainder on the practice squad ... Displayed good hands and speed during offseason trials as a TE ... Only college free agent on Bengals 53-player roster in 2001.

2001 RECAP: Signed with Bengals as college free agent on Apr. 24 ... Had 1 special teams tackle in pre-season ... Waived Sept. 2, and signed Sept. 3 to Bengals practice squad ... Signed to Bengals active roster on Dec. 18 ... On inactive list for season's final three games.

COLLEGE: Four-year standout at West Virginia who

capped his career by winning defensive MVP honors in the 2001 Gridiron Classic all-star game ... Played every game during his four seasons (1997-2000), starting in 35 of the 47 contests ... Had 4 sacks and 4 INTs as a senior ... Played in three bowl games: 1997 Carquest, '98 Insight.com and 2000 Music City ... Redshirted in 1996.

PERSONAL: Born in Newark, N.J. ... Later lived in Atlanta, and moved to Pittsburgh prior to his junior year in high school ... Played football as a junior and senior at Woodland Hills High School ... Earned bachelor's degree from West Virginia.

* — Edmonds did not earn an accrued year of experience toward NFL free agency in 2001 because he was not on an NFL 53-player roster, a Reserve/Injured list or a Reserve/Physically Unable to Perform list for the required minimum of six games. He is designated a first-year player in 2002.

WR



DANNY FARMER



83

Ht: 6-3 Wt: 215
College: UCLA
3rd year in NFL

2001 Games-Starts: 12-1; Career Games-Starts: 25-3
Contract status as of 7-10-02: In final season of a three-year deal
Acquired: W (Pitt.) '00
Born: 5-21-77

Farmer saw significant playing time in second half of 2001 season, establishing a role as a lanky receiver with good hands who can get down the field ... Made all 15 of his catches in the final nine games, and led the team in average yards per catch (15.2) ... Made TD catch in final minute vs. Pittsburgh, sending eventual Bengals victory into overtime.

2001 PARTICIPATION: Inactive for Games 1-2 due to hyperextended knee suffered in final preseason game against Indianapolis ... Played in Games 3-11 and 14-16, including a start Dec. 30 vs. Pittsburgh ... Inactive for Game 12, Dec. 9 vs. Jacksonville, due to sprained ankle suffered Dec. 6 in practice ... Also inactive for Game 13, Dec. 16 at N.Y. Jets ... Returned to action Dec. 23 at Baltimore.

2001 HIGHLIGHTS: Averaged 18.0 yards with 5 catches during the two victories that concluded the season ... Had 2 catches for 33 yards Dec. 30 vs. Pittsburgh, including 18-yarder from Jon Kitna for a TD with 0:37 left in the fourth quarter for the tying score that sent the game into overtime ... It was Farmer's first career TD catch ... Came back with 3 catches for 57 yards in season finale

Jan. 6 at Tennessee ... Had no catches Oct. 7 at Pittsburgh, but drew pass interference call in end zone, setting up 1-yard Lorenzo Neal TD catch from Jon Kitna ... Had his first receptions of the year Nov. 11 at Jacksonville, grabbing 3 for 45 yards; had a 14-yard gain to the Jacksonville 7 on a third-and-6 play in the second quarter, setting up a Corey Dillon run for the Bengals' only TD ... Had 2 catches for 45 yards Nov. 18 vs. Tennessee ... Tied Ron Dugans for team-leading 3 receptions and led in receiving yards with 32 on Nov. 25 at Cleveland ... Returned to action Dec. 23 at Baltimore after missing the previous two games with an ankle sprain; had 2 catches for 16 yards.

2000: Fourth-round draft choice (103rd overall) of Pittsburgh, Farmer was acquired by Bengals on waiver claim from Steelers on Aug. 28 ... Made 17 of his 19 receptions in the final six games and finished the year as a starter ... Led the team over the last two games with 10 catches ... Posted the team's only 100-yard receiving game, a 5-for-102 effort in victory Dec. 17 vs. Jacksonville; had 4 catches for 87 yards in the final two scoring drives as Bengals rallied from 14-7 deficit to 17-14 win ... Made NFL debut with Bengals on Sept. 24 at Baltimore, with 1

catch for 7 yards ... Saw a marked increase in playing time beginning Nov. 19 at New England, when he had 3 catches for 36 yards ... Played his former team Nov. 26 vs. Pittsburgh and led Bengals with 59 receiving yards, including a 21-yarder on fourth-quarter TD drive; his 3 catches tied for team lead vs. Steelers ... Had no catches Dec. 3 vs. Arizona, but Cardinals defensive backs drew three penalties attempting to cover him ... Closed season at Philadelphia with his second straight start and team-leading totals of 5 catches and 54 yards ... On Bengals inactive list for Games 1, 2 and 6 ... Played as reserve in Games 3-5 and 7-14 ... Started in Games 15-16.

COLLEGE: Four-year UCLA starter who had an outstanding junior year before being slowed by injuries as a senior ... Caught 58 passes for 1274 yards (22.0 avg.) and 9 touchdowns as a junior in 1998 ... Missed two games during his senior season due to a high ankle sprain and

was nagged by a groin injury throughout the season ... Finished his senior year with 29 catches for 573 yards (19.8 avg.) and 3 TDs ... Caught 41 passes for 649 yards and 3 TDs as a sophomore in 1997 ... Had 31 receptions for 524 yards and 4 TDs in 1996 ... Redshirted as a true freshman in 1995.

PERSONAL: Hometown is Los Angeles, where he continues to live in offseason ... Attended Loyola High School ... Earned eight varsity letters at Loyola, two in football, two in basketball and four in volleyball ... Holds bachelor's degree in history from UCLA and is continuing education with NCAA post-graduate scholarship ... Two-sport varsity athlete at UCLA, also playing volleyball ... Single ... His father, George Farmer, played wide receiver for the Chicago Bears (1970-75) and Detroit Lions ('75) ... Has a twin brother (Tim) ... Hobbies include golf, surfing and music ... Full name is Daniel Steven Farmer.

DANNY FARMER'S STATISTICS

YEAR	TEAM	G-S	Receiving					Rushing					Scoring					
			NO	YDS	AVG	LG	TD	ATT	YDS	AVG	LG	TD	TD	TD-R	TD-P	TD-RI	2-PIC	PTS
2000	Cincinnati	13-2	19	268	14.1	38	0	—	—	—	—	—	0	0	0	0	0	0
2001	Cincinnati	12-1	15	228	15.2	27	1	—	—	—	—	—	1	0	1	0	0	6
CAREER		25-3	34	496	14.6	38	1	—	—	—	—	—	1	0	1	0	0	6

		Special Teams							Kickoff Returns							Punt Returns					
YEAR	TEAM	ST	AT	TT	FF	FR-YDS	BP	BFG	BXP	NO	YDS	AVG	FC	LG	TD	NO	YDS	AVG	FC	LG	TD
2000	Cincinnati	—	—	—	—	—	—	—	—	—	—	—	—	—	—	—	—	—	—	—	—
2001	Cincinnati	—	—	—	—	—	—	—	—	—	—	—	—	—	—	1	11	11.0	1	11	0
CAREER		—	—	—	—	—	—	—	—	—	—	—	—	—	—	1	11	11.0	1	11	0

FARMER'S SINGLE-GAME HIGHS

RECEIVING — Receptions: 5 (twice); most recently at Phil. 12-24-00; Yards: 102 vs. Jax. 12-17-00; Long: 38 vs. Jax. 12-17-00; Touchdowns: 1 vs. Pitt. 12-30-01.

FARMER'S 2001 GAME-BY-GAME STATISTICS

DATE	OPPONENT	Receiving					Rushing				
		NO	YDS	AVG	LG	TD	ATT	YDS	AVG	LG	TD
9-9	NEW ENGLAND										
9-23	BALTIMORE										
9-30	at San Diego	0	0	—	—	0	—	—	—	—	—
10-7	at Pittsburgh	0	0	—	—	0	—	—	—	—	—
10-14	CLEVELAND	0	0	—	—	0	—	—	—	—	—
10-21	CHICAGO	0	0	—	—	0	—	—	—	—	—
10-28	at Detroit	0	0	—	—	0	—	—	—	—	—
11-4	—BYE—										
11-11	at Jacksonville	3	45	15.0	22	0	—	—	—	—	—
11-18	TENNESSEE	2	45	22.5	27	0	—	—	—	—	—
11-25	at Cleveland	3	32	10.7	12	0	—	—	—	—	—
12-2	TAMPA BAY	0	0	—	—	0	—	—	—	—	—
12-9	JACKSONVILLE										
12-16	at New York Jets										
12-23	at Baltimore	2	16	8.0	10	0	—	—	—	—	—
12-30	PITTSBURGH	2	33	16.5	18-1	1	—	—	—	—	—
1-6	at Tennessee	3	57	19.0	27	0	—	—	—	—	—
TOTALS		15	228	15.2	27	1	—	—	—	—	—

CLOSE CALLS

Almost half the NFL games (48 percent) in 2001 were decided by seven points or less, and a quarter of the games (25 percent) were decided by three points or less.

Twenty percent of the games in which a team trailed after three quarters were won by the trailing team (47 of 235 such games).



Ht: 6-3 Wt: 260

College: Northeast Louisiana

5th year in NFL

2001 Games-Starts: 12-12; Career Games-Starts: 54-45

Contract status as of 7-10-02: In second season of a five-year deal

Acquired: D3a '98 (75th overall)

Born: 9-9-75

Powerful outside linebacker played a significant role in Bengals' rise to No. 9 league ranking in defense last season ... Missed the last four games with a back strain, but was ranked fourth on the team in tackles at the time of his injury ... Forced 2 fumbles Sept. 23 as Bengals beat defending champ Baltimore, halting Ravens' 12-game win streak ... Has successfully made the transition from rush DE at a mid-major college to pro OLB.

2001 PARTICIPATION: Started at LLB in Games 1-12 ... Had streak of 44 consecutive Bengals starts snapped when he missed Dec. 16 contest at N.Y. Jets due to lower back strain suffered during practice week ... The streak of 44 was tied at the time for longest on the roster ... Inactive for Jets game and final three games of season.

2001 HIGHLIGHTS: Finished ninth on team in tackles (66) despite missing four games ... His 2 forced fumbles tied for the team lead ... Had 8 tackles (4 solo) Sept. 9 vs. New England ... Forced 2 fumbles Sept. 23 vs. Baltimore ... Stripped ball from TE Todd Heap at Ravens' 33 in third quarter, and after Rodney Heath recovered, Bengals drove for a TD and a 14-3 lead ... On the last play of the Baltimore game, Foley forced a fumble by Elvis Grbac that Cory Hall recovered at the Cincinnati goal line and returned 73 yards to the Baltimore 27 ... Foley also tipped a pass vs. Baltimore that Brian Simmons intercepted in the end zone in the second quarter ... Had 8 tackles (6 solo) vs. Ravens ... Made 6 stops Sept. 30 at San Diego, including an open-field, one-on-one stop of RB LaDainian Tomlinson; Foley also dropped FB Fred McCrary for a 6-yard loss after a pass reception ... Made 5 tackles (2 solo) Oct. 7 at Pittsburgh ... Made 3 solo stops in win Oct. 14 vs. Cleveland ... On successive plays in the second quarter vs. Browns, Foley blitzed to force an incomplection by QB Tim Couch and then stopped Browns RB James Jackson for no gain; Browns' drive resulted in a punt ... Tied Takeo Spikes for team-leading 12 tackles (9 solo) Dec. 2 vs. Tampa Bay ... Stopped RB Warrick Dunn for a 1-yard loss on a first down in overtime, and stopped Dunn for a 2-yard loss on a subsequent first down on the same drive ... Foley's second tackle on Dunn helped force the Bucs to punt.

PREVIOUS SEASONS — 1998: Drafted by Bengals in third round (75th overall) ... Made NFL debut in season opener Sept. 6 vs. Tennessee, with 1 solo tackle ... Made first start Nov. 8 at Jacksonville, subbing for injured James Francis, and his two tackles included 8-yard sack on Mark Brunell in first quarter on which he overpowered blocking back Fred Taylor ... Sacked Scott Mitchell for 10-yard loss in fourth quarter of victory Sept. 13 at Detroit,

forcing a Lions punt which Damon Gibson returned 65 yards for TD and 28-21 Cincinnati lead ... Had season-high 3 solo tackles Oct. 18 at Tennessee ... Tied his season high for total tackles with 3 (2 solo) in victory Dec. 20 at Pittsburgh, returning to action after five weeks on inactive list due to ankle sprain ... On inactive list for Game 8 due to back soreness ... On inactive list for Games 10-14 due to left ankle sprain. **1999:** One of 10 Bengals to start every game ... Posted 3 sacks against Tony Banks among his 5 tackles Nov. 21 vs. Baltimore, the most sacks by a Bengals player in a game since 1997; dropped Banks for losses of 7 and 8 yards in the third quarter, and again for 8 yards in the fourth quarter ... Forced a fumble on the 8-yard sack of Banks in third quarter, but the Ravens recovered ... Foley's 5 solos vs. Ravens was tied for his season high in that category ... Top game for total tackles was Oct. 31 vs. Jacksonville, when his 6 included 5 solos ... Also vs. Jacksonville, teamed with Myron Bell for 10-yard sack on Jay Fiedler in third quarter ... Opened season with 1 solo tackle Sept. 12 at Tennessee, and recovered Eddie George fumble in first quarter to halt Titans drive at Cincinnati 36 ... Had 3 solos in Dec. 5 win vs. San Francisco, and covered a Fred Beasley fumble at Bengals 24 to halt 49ers' opening drive ... Ranked second on team for the season with 2 fumble recoveries. **2000:** Started every game at LLB ... Tied for team lead in sacks with 4 ... His well-rounded play made him one of only two Bengals to post an entry in every category on the defensive stat sheet ... Led LB corps in passes defended (8), ranking fourth on team ... Totaled 100 tackles (52 solo) under coaches' film review system ... Played 84% of all defensive snaps (942 of 1122), third-most on the defense ... Played the most special teams snaps (112) among the players who started every game ... Had 2 forced fumbles with a sack in the second half Oct. 22 vs. Denver as Bengals rallied to win ... Had 5 tackles (all solo) and a pass defended in season opener Sept. 10 vs. Cleveland ... Snared first career interception Sept. 17 at Jacksonville, swiping Mark Brunell pass deflected by Oliver Gibson at Bengals' 9-yard line and returning 1 yard ... Recovered a Jamal Lewis fumble, forced by Darryl Williams, at Bengals' 37 in second quarter Sept. 24 at Baltimore ... Had 6 tackles (all solo) Oct. 8 vs. Tennessee, including first sack of the season, a crushing hit that dropped Steve McNair for a 9-yard loss late in the second quarter as Bengals preserved their 14-10 lead into halftime ... Posted his third sack of year Nov. 26 vs. Pittsburgh, dropping Kordell Stewart for 2-yard loss in second quarter ... Sideline early vs. Pittsburgh with a bruised sternum, and though he briefly returned to play, he saw action on a season-low 20 snaps in the game ... No tackles in victory Dec. 3 vs. Arizona, but had 2 passes defended

in fourth quarter as Bengals staved off Cardinals' comeback bid ... Closed the year Dec. 24 at Philadelphia with one of his top games, posting season-high 9 tackles (7 solos) in press box stats, a 3-yard sack against Donovan McNabb in the first quarter and two tackles for loss.

COLLEGE: Led the nation in sacks (18.5) in 1997 at Northeast Louisiana (school is now called University of Louisiana at Monroe) ... Played primarily at defensive end ... Played many of his best games in NLU's marquee matchups against Southeastern Conference competition, including Georgia, Mississippi State and Kentucky ... As

a senior, dropped QBs for 134 yards in losses with his 18.5 sacks, pushing his career yardage-lost total to a school-record 159 ... Earned national Defensive Player of the Week honors during a 1997 victory over Central Florida, setting a school record with 5.5 sacks and totaling 12 tackles (10 solo) plus a pass defended and a fumble recovery ... Originally recruited as a tight end.

PERSONAL: Hometown is Little Rock, Ark. ... Earned All-America honors from *Blue Chip Illustrated* as a TE and LB at Hall High School in Little Rock ... General studies major at NLU, with an emphasis on sociology.

STEVE FOLEY'S STATISTICS

YEAR	TEAM	G-S	Defense							Interceptions					Scoring			
			ST	AT	TT	SKS-YDS	PBU	FF	FR-YDS	NO	YDS	AVG	LG	TD	TD	IntRt	FRRt	S PTS
1998	Cincinnati	10-1	11	1	12	2-18	0	0	0-0	0	0	—	—	0	—	—	—	—
1999	Cincinnati	16-16	34	3	37	3.5-28	2	1	2-0	0	0	—	—	0	—	—	—	—
2000	Cincinnati	16-16	34	9	43	4-16	8	2	1-0	1	1	1.0	1	0	—	—	—	—
2001	Cincinnati	12-12	42	24	66	0-0	0	2	0-0	0	0	—	—	0	—	—	—	—
CAREER		54-45	121	37	158	9.5-62	10	5	3-0	1	1	1.0	1	0	—	—	—	—

YEAR	TEAM	Special Teams							Kickoff Returns					Punt Returns				
		ST	AT	TT	FF	YDS	BP	BFG	BXP	NO	YDS	AVG	FC	LG	TD	NO	YDS	AVG
1998	Cincinnati	3	0	3	1	0-0	0	0	0	—	—	—	—	—	—	—	—	—
1999	Cincinnati	5	0	5	0	0-0	0	0	0	—	—	—	—	—	—	—	—	—
2000	Cincinnati	0	0	0	0	0-0	0	0	0	—	—	—	—	—	—	—	—	—
2001	Cincinnati	2	0	2	0	0-0	0	0	0	—	—	—	—	—	—	—	—	—
CAREER		10	0	10	1	0-0	0	0	0	—	—	—	—	—	—	—	—	—

FOLEY'S 2001 GAME-BY-GAME DEFENSIVE STATISTICS

DATE	OPPONENT	ST	AT	TT	SKS-YDS	INT-YDS	PBU	FF	FR-YDS
9-9	NEW ENGLAND	4		4	8	0-0	0-0	0	0-0
9-23	BALTIMORE	6		2	8	0-0	0-0	0	2
9-30	at San Diego	3		3	6	0-0	0-0	0	0-0
10-7	at Pittsburgh	2		3	5	0-0	0-0	0	0-0
10-14	CLEVELAND	3		0	3	0-0	0-0	0	0-0
10-21	CHICAGO	4		2	6	0-0	0-0	0	0-0
10-28	at Detroit	4		1	5	0-0	0-0	0	0-0
11-4	—BYE—								
11-11	at Jacksonville	2		0	2	0-0	0-0	0	0-0
11-18	TENNESSEE	1		1	2	0-0	0-0	0	0-0
11-25	at Cleveland	1		2	3	0-0	0-0	0	0-0
12-2	TAMPA BAY	9		3	12	0-0	0-0	0	0-0
12-9	JACKSONVILLE	3		3	6	0-0	0-0	0	0-0
12-16	at New York Jets					INACTIVE			
12-23	at Baltimore					INACTIVE			
12-30	PITTSBURGH					INACTIVE			
1-6	at Tennessee					INACTIVE			
TOTALS		42		24	66	0-0	0-0	0	2

BEST SINCE '83

The Bengals held their 2001 opponents to 302.0 yards per game. The last Bengals team to allow fewer yards per game was the 1983 club, which led the league with an average of 270.4.

Last season's 302.0 figure was good for a No. 9 NFL ranking. The last Bengals team to rank as highly was the 1989 club, ranking seventh at 331.1 yards per game.



GUS FREROTTE



12

Ht: 6-3 Wt: 225

College: Tulsa

9th year in NFL

2001 Games-Starts: 4-1 (Den.); Career Games-Starts: 76-59

Contract status as of 7-10-02: One-year contract for 2002

Acquired: UFA (Den.) '02

Born: 7-31-71

Frerotte signed with Cincinnati on 5-1-02 as unrestricted free agent from Denver, bringing proven NFL production history to Bengals' QB mix ... Has averaged more than 1700 passing yards over his eight seasons while making 59 starts ... Only in 1998, when he played just three games, has he thrown more INTs than TDs in a campaign ... Has started postseason games two of the last three years ... Played in Pro Bowl for Washington after passing for 3453 yards in 1996, and set Denver's single-game passing yards record (462) in 2000 while helping lead Broncos to Wild Card playoff berth.

COACH DICK LeBEAU SAYS: "We needed to add a veteran quarterback, and to get one with Gus' record of production is a real plus. He has a strong arm, he's mobile, and he has won big games. He would be a welcome addition to any roster, and he'll get the chance to show us what he can do. Everyone is in a competition, and the best players will play."

2001: Became an unrestricted free agent when his 2000 Broncos contract expired, but re-signed with Denver on March 13 ... Posted a 101.7 passer rating, but had the fewest attempts of his career while filling backup role behind Brian Griese ... Played in four games ... Started one game, Dec. 16 at Kansas City, and completed 16 of 22 for career-high 73% accuracy ... Passed for 181 yards at Chiefs with a TD pass to Rod Smith and no INTs, and also rushed for 4-yard TD ... But he was sidelined with a right shoulder separation suffered on the TD run, and Kansas City went on to win 26-23 in overtime ... Frerotte was placed on Injured Reserve on Dec. 19 ... For the season he completed 30 of 48 passes (62.5%) for 308 yards and 3 touchdowns ... Saw his first action of the season in fourth quarter of 38-17 victory Sept. 23 at Arizona (no pass attempts) ... Played in fourth quarter of 38-28 loss Nov. 5 at Oakland, completing 4 of 6 for 50 yards, including 26-yard TD to Rod Smith ... Entered game on Dec. 9 vs. Seattle early in third quarter, when starter Griese was sidelined with a concussion, and guided the offense the rest of the way in a 20-7 victory, completing 10 of 20 for 77 yards, including 1-yard TD pass to Patrick Hape ... Also led a field goal drive in the victory.

ONE HOT START: Frerotte is the only quarterback in NFL history to win the NFC or AFC Offensive Player of the Week Award in his very first game. As a seventh-round draft choice with Washington in 1994, Frerotte rode the bench until an injury to Heath Shuler put him in the starting lineup on Oct. 23 at Indianapolis. He led the Redskins to a 41-27 win to snap a five-game losing streak, com-

pleting 17 of 32 passes for 226 yards, 2 TDs and no INTs. To date, only five quarterbacks have won the Offensive Player of the Week award at any time during their rookie season, and no other QB has done it in his debut game. The following week, Oct. 30 vs. Philadelphia, Frerotte became the first Redskins' rookie quarterback to throw 3 touchdowns in a game since Al Dorow threw 4 in 1954.

PREVIOUS SEASONS — 1994: Drafted by Washington in seventh round (197th overall) ... Signed July 19 ... Began his rookie season third on depth chart behind veteran John Friesz and fellow rookie Heath Shuler ... Moved past Friesz to the No. 2 spot by mid-October, and when Shuler came up lame with an ankle sprain after the Oct. 16 game vs. Arizona, Frerotte was named to start Oct. 23 at Indianapolis ... He earned NFC Offensive Player of the Week honors (see "One Hot Start" note in previous column) and went on to play five games with four starts.

1995: Second-year pro opened the year as backup to Redskins' Heath Shuler, but wound up starting 11 games ... Assumed starting role in Sept. 3 season opener vs. Arizona, as Shuler was injured late in first half; Frerotte took over with Redskins leading 10-7, and threw 2 TD passes in second half as Washington went on to win 27-7 ... Connected with Leslie Shepherd on a 73-yard TD bomb in third quarter of Arizona game and iced game with 2-yard TD toss to TE Scott Galbraith with 5:23 to play ... Frerotte started Games 2-11, was replaced by Shuler in No. 1 role for Games 12-15, and started Game 16 due to another injury to Shuler ... Finished the year having played in every game, completing 199 of 396 (50.3%) for 2751 yards, 13 TDs and career-high 13 INTs ... Led the NFL in passing yards in October (1276), closing the month with a then-career-high 345 passing yards Oct. 29 vs. N.Y. Giants.

1996: Started all 16 games for Redskins club that finished 9-7 and lost tiebreaker with Minnesota for final NFC playoff spot ... Earned Pro Bowl berth after setting career highs for passing yards (3453), attempts (470) and completions (270), and his 57.4% passing accuracy was a career-high at the time ... With only 11 INTs in 470 attempts, his interception rate of 2.3% was NFL's second-lowest ... Missed only one offensive play during the season, sitting out while catching his breath Nov. 24 vs. 49ers ... Led Redskins to 4-1 start and first place in NFC East in a 31-16 Sunday night victory Sept. 29 vs. N.Y. Jets ... Completed a season-long 52-yard TD pass to Leslie Shepherd vs. Jets and finished at 15 of 22 passing for 257-1-0 ... Kept Washington in first place with 6-1 mark on Oct. 13 at New England, completing 18 of 33 for 280-2-0 in 27-22 win ... Passed for 346 yards, career high at the time, while completing 22 of 31 in season-ending 37-10 win Dec. 22 vs. Dallas ... In Pro Bowl on 2-2-97, completed

13 of 25 for 193 yards, including 53-yard TD connection with Minnesota's Chris Carter ... NFC lost 26-23 in overtime. **1997:** Started the first 13 games for Washington before missing the final three because of a broken hip suffered Nov. 30 vs. St. Louis ... Finished the season on Injured Reserve, having completed 204 of 402 passes (50.7%) for 2682 yards, 17 TDs and 12 INTs ... Completed 19 of 36 for 265-2-1 on Sept. 14 vs. Arizona, with his 40-yard scoring loss to Michael Westbrook clinching a Redskins' win in the first game at Jack Kent Cooke Stadium ... Passed for 3 TDs with only 1 INT in victory Sept. 28 at previously unbeaten Jacksonville ... Completed 16 of 24 for 244 yards at Jaguars ... Helped break two-game Washington losing skid by completing 14 of 20 for 192-2-0 in a win Nov. 2 at Chicago ... On Nov. 30 vs. St. Louis, played the entire fourth quarter with hip injury that was later determined to be a fracture; directed a game-tying drive with less than two minutes remaining, but Rams came back to win 23-20 ... Placed on Injured reserve on Dec. 2. **1998:** Appeared in three games (two starts) during an injury-plagued season with Washington ... Was the starter in the season opener Sept. 6 at N.Y. Giants, but suffered a shoulder injury in the third quarter that forced him from the game, ending an 8-of-12, 93-1-2 performance ... Was the backup for Games 2-5 and did not play ... Relieved starter Trent Green Oct. 11 at Philadelphia, completing 7 of 16 passes for 73-0-0 ... Started Oct. 18 at Minnesota, going 10 for 26 for 117-0-1 ... Returned to backup role the following week and did not play in the final nine games. **1999:** Released by Washington on Feb. 11, and signed with Detroit as free agent on March 3 ... Opened the season as a backup, but started Games 9-14 in place of injured starter Charlie Batch (broken finger) ... Posted 2-4 record as starter for Detroit team that finished 8-8 and won a tiebreaker for final NFC playoff spot ... Returned to backup role for Games 15-16, but started in 27-13 playoff loss on 1-8-00 at Washington, because Batch had re-injured his finger in the regular season finale ... For the season, posted 60.8 completion percentage (175 of 288) while passing for 2117 yards, 9 TDs and 7 INTs ... In his first start of the season, Nov. 14 at Arizona, passed for then-career-high 375 yards on 24-of-39 passing with 2 TDs and no INTs ... Had a career-long 77-yard TD bomb to Germane Crowell vs. Cardinals, and the 375 yards passing was the second-most in Lions history, but Arizona won 23-19 ... Led 21-17 Thanksgiving Day victory over visiting Chicago on Nov. 25, completing 29 of 42 for 309-2-0, with first-half TD passes of 45 yards to Crowell and 2 yards to Johnny Morton ... Led 33-17 victory against his former team on Dec. 5 vs. Washington, completing 21 of 32 for 280-1-0, including 23-yard TD toss to Morton ... Prior to gaining the starting role with Batch's injury, Frerotte had previously spearheaded two last-minute comebacks in relief of Batch ... He played the entire second half Oct. 17 vs. Minnesota and led the club on a two-minute drill, which ended in a game-winning field goal with 0:07 remaining ... On Nov. 7 vs. eventual Super Bowl champ St. Louis, he replaced Batch early in the third quarter and completed 12 of 16 for 209-2-0, including game-winning 12-yard strike to Johnnie Morton with 28 seconds left for a 31-27 win ... Also relieved Batch in the second quarter of the regular season finale Jan. 2 at Minnesota, completing 14 of 22 for 180-1-1 ... In 27-13 playoff loss Jan. 8 at Washington,

Frerotte was 21-of-46 passing for 251-1-2, including 5-yard TD pass to Ron Rivers on the game's final play. **2000:** Signed with Denver on March 7 as unrestricted free agent from Detroit ... Proved to be a vital asset as he guided Broncos to a 4-2 record while Brian Griese was sidelined due to recurring shoulder injuries ... Frerotte helped keep Broncos on course to 11-5 finish and Wild Card playoff berth ... In his first start, Sept. 24 vs. Kansas City, Frerotte completed 18 of 31 for 208, no TDs and 1 INT in a 23-22 Broncos loss ... He re-took the starting reins for five straight games beginning Nov. 19 vs. San Diego and led Broncos to more than 30 points in the first four of those five games ... All four were Denver victories, extending the team's record to 10-4 ... Frerotte also started in a 20-7 loss at Kansas City in Game 15 (on Dec. 17) ... Did not start the season finale Dec. 23 vs. San Francisco, but he played almost the entire way in a 38-9 victory because Griese left the game during the first series ... Frerotte also started Denver's first-round playoff loss Dec. 31 at Baltimore ... In his start Nov. 19 vs. San Diego, he set a Broncos record with 462 passing yards as he rallied Denver to 21 straight fourth-quarter points on 3 touchdown passes for a 38-37 win ... Frerotte also tied the franchise high for completions (36) and touchdown passes (5) ... He also threw 4 interceptions en route to completing 36 of 58 ... Posted a 132.3 passer rating Dec. 3 at New Orleans, guiding 38-23 win with 11 of 16 passing for 201-1-0 ... Led his fourth straight win (and team's sixth straight) as Denver clinched playoff spot with 31-24 win Dec. 10 vs. Seattle. Frerotte completed 14 of 25 for 201-1-1 ... It was Denver's fourth straight game scoring 30 or more points, tying the franchise's longest such streak ... Produced creditable passing numbers in start Dec. 17 at Kansas City, completing 22 of 34 for 234-0-0, but Broncos lost, 20-7 ... Griese returned to start at QB in season finale Dec. 23 vs. S.F., but Frerotte replaced him due to shoulder injury on the first series and finished the day completing 18 of 29 passes for 205-1-0 in 38-9 win ... The scoring loss went 25 yards to Ed McCaffrey, giving the receiver a Broncos' season record 101 receptions ... Frerotte also rushed for a 13-yard TD vs. 49ers ... In 21-3 playoff loss Dec. 31 at Baltimore, completed 13 of 28 for 124-0-1 ... In season's first 10 games, aside from Sept. 24 start vs. Kansas City, his only action came in fourth quarter of 42-14 win Sept. 10 vs. Atlanta.

COLLEGE: Frerotte finished his career as Tulsa's second all-time leading passer behind T.J. Rubley, with whom Frerotte played in 1991-92 ... For his career, Frerotte passed for 5480 yards and 32 touchdowns on 432-of-860 accuracy (50.2%) ... As a senior in 1993, he completed 214 of 383 (55.9%) for 2871 yards and 21 touchdowns, the highest yardage total by a Tulsa quarterback in 28 years ... He threw 6 touchdowns vs. East Carolina in 1993 and passed for more than 300 yards six times during his senior campaign and more than 200 yards on nine occasions ... He also punted and posted a 35.5-yd. average as a sophomore in 1991 ... Frerotte started eight games as a redshirt freshman in 1990 after Rubley was injured, and made his first start at Oklahoma in front of 70,325 fans.

PERSONAL: Hometown is Ford City, Pa. ... As a junior in 1988 at Ford City High School, led the football team to the district final for the first time in school history...

(Gus Frerotte, continued)

Lettered four times in baseball at Ford City, and three times each in football and basketball ... Has hosted the Gus Frerotte Celebrity Golf Tournament in Reston, Va., to benefit the American Heart Association ... One of Gus' top golf

accolades is a hole-in-one at a course in Coeur d'Alene, Idaho, in 1997 ... Married (wife Ann), with a daughter, Abigail (7), and sons Gunnar (4) and Gabriel (3) ... Full name is Gustave Joseph Frerotte ... Last name is pronounced "fur-RAHT."

GUS FREROTTE'S STATISTICS

		Passing												
YEAR	TEAM	G-S	ATT	CMP	PCT	YDS	YDS/ATT	TD	TD%	INT	INT%	LG	SKD-YDS	RAT
1994	Washington	5-4	100	46	46.0	600	6.00	5	5.0	5	5.0	51	3-18	61.3
1995	Washington	16-11	396	199	50.3	2751	6.95	13	3.3	13	3.3	73-1	23-192	70.2
1996	Washington	16-16	470	270	57.4	3453	7.35	12	2.6	11	2.3	52-1	22-134	79.3
1997	Washington	13-13	402	204	50.7	2682	6.67	17	4.2	12	3.0	52	23-146	73.8
1998	Washington	3-2	54	25	46.3	283	5.24	1	1.9	3	5.6	22	12-61	45.5
1999	Detroit	9-6	288	175	60.8	2117	7.35	9	3.1	7	2.4	77-1	28-202	83.6
2000	Denver	10-6	232	138	59.5	1776	7.66	9	3.9	8	3.4	44	12-77	82.1
2001	Denver	4-1	48	30	62.5	308	6.42	3	6.3	0	0.0	26-1	3-21	101.7
WASH. TOTALS		53-46	1422	744	52.3	9769	6.87	48	3.4	44	3.1	73-1	83-551	72.7
DET. TOTALS		9-6	288	175	60.8	2117	7.35	9	3.1	7	2.4	77-1	28-202	83.6
DEN. TOTALS		14-7	280	168	60.0	2084	7.44	12	4.3	8	2.9	44	15-98	85.5
CAREER		76-59	1990	1087	54.6	13,970	7.02	69	3.5	59	3.0	77-1	126-851	76.1

MISCELLANEOUS STATISTICS: Frerotte passed for 1 two-point conversion in 1999.

YEAR	TEAM	Rushing					Receiving					Scoring				
		ATT	YDS	AVG	LG	TD	NO	YDS	AVG	LG	TD	TD	TD-R	TD-P	TD-RT	2PIC
1994	Washington	4	1	0.3	2	0	—	—	—	—	—	0	0	0	0	0
1995	Washington	22	16	0.7	10	1	—	—	—	—	—	1	1	0	0	0
1996	Washington	28	16	0.6	17	0	—	—	—	—	—	0	0	0	0	0
1997	Washington	25	65	2.6	26	2	—	—	—	—	—	2	2	0	0	12
1998	Washington	3	20	6.7	20	0	—	—	—	—	—	0	0	0	0	0
1999	Detroit	15	33	2.2	8	0	—	—	—	—	—	0	0	0	0	0
2000	Denver	22	64	2.9	13-1	1	—	—	—	—	—	1	1	0	0	6
2001	Denver	10	9	0.9	4-1	1	—	—	—	—	—	1	1	0	0	6
WASH. TOTALS		82	118	1.4	26	3	—	—	—	—	—	3	3	0	0	18
DET. TOTALS		15	33	2.2	8	0	—	—	—	—	—	0	0	0	0	0
DEN. TOTALS		32	73	2.3	13-1	2	—	—	—	—	—	2	2	0	0	12
CAREER		129	224	1.7	26	5	—	—	—	—	—	5	5	0	0	30

FREROTTE'S SINGLE-GAME HIGHS

PASSING — Attempts: 58 vs. S.D. 11-19-00 (for Den.); Completions: 36 vs. S.D. 11-19-00 (for Den.); Yards: 462 vs. S.D. 11-19-00 (for Den.); Touchdowns: 5 vs. S.D. 11-19-00 (for Den.); Interceptions: 4 (twice); most recently vs. S.D. 11-19-00 (for Den.); Long: 77 (to Germane Crowell for TD) at Ariz. 11-14-99 (for Det.).

RUSHING — Attempts: 6 at Sea. 11-26-00 (for Den.); Yards: 32 at Tenn. 10-19-97 (for Wash.); Touchdowns: 1 (5 times); most recently at K.C. 12-16-01 (for Den.); Long: 26 at Tenn. 10-19-97 (for Wash.).

POSTSEASON

			Passing											
YEAR	TEAM	G-S	ATT	CMP	PCT	YDS	YDS/ATT	TD	TD%	INT	INT%	LG	SKD-YDS	RAT
1999	Detroit	1-1	46	21	45.7	251	5.46	1	2.2	2	4.3	58	5-38	52.0
2000	Denver	1-1	28	13	46.4	124	4.43	0	0.0	1	3.6	24	4-34	44.3
DET. TOTALS		1-1	46	21	45.7	251	5.46	1	2.2	2	4.3	58	5-38	52.0
DEN. TOTALS		1-1	28	13	46.4	124	4.43	0	0.0	1	3.6	24	4-34	44.3
CAREER		2-2	74	34	45.9	375	5.07	1	1.4	3	4.1	58	9-72	49.1

		Rushing					Receiving					Scoring					
YEAR	TEAM	ATT	YDS	AVG	LG	TD	NO	YDS	AVG	LG	TD	TD	TD-R	TD-P	TD-RT	2PIC	PTS
1999	Detroit	2	16	8.0	9	0	—	—	—	—	—	—	—	—	—	—	—
2000	Denver	1	-1	-1.0	-1	0	—	—	—	—	—	—	—	—	—	—	—
DET. TOTALS		2	16	8.0	9	0	—	—	—	—	—	—	—	—	—	—	—
DEN. TOTALS		1	-1	-1.0	-1	0	—	—	—	—	—	—	—	—	—	—	—
CAREER		3	15	5.0	9	0	—	—	—	—	—	—	—	—	—	—	—

FREROTTE'S CAREER GAME-BY-GAME PASSING

DATE	OPP	ATT	CMP	YDS	SKD-YDS	TD	LG	INT
1994 (For Washington)								
10-23	@Ind.	32	17	226	0-0	2	51	0
10-30	Phil.	30	13	189	1-8	3	28	2
11-6	S.F.	32	15	167	2-10	0	23	2
11-20	@Dall.	6	1	18	0-0	0	18	1
1995 (For Washington)								
9-3	Ariz.	15	9	157	0-0	2	73-1	0
9-10	Oak.	34	20	272	2-12	0	42	1
9-17	@Den.	26	16	233	1-8	3	45	1
9-24	@T.B.	40	21	230	3-14	0	29	1
10-1	Dall.	24	13	192	1-9	2	41	1
10-8	@Phil.	45	22	252	3-26	2	40-1	1
10-15	@Ariz.	29	15	242	2-25	2	46-1	1
10-22	Det.	39	21	245	1-6	1	24	0
10-29	NYG	44	22	345	4-39	0	45	4
11-05	@K.C.	34	11	140	2-18	0	30	0
11-19	Sea.	32	14	200	1-7	1	47	2
12-17	@StL	10	5	58	1-9	0	21	1
12-24	Car.	24	10	185	2-19	0	59	0
1996 (For Washington)								
9-1	Phil.	25	12	119	3-26	0	21	0
9-8	Chi.	29	18	177	1-9	0	20	0
9-15	@NYG	23	15	197	2-5	1	30-1	1
9-22	@StL	23	12	151	0-0	1	22	2
9-29	NYJ	22	15	257	0-0	1	52-1	0
10-13	@N.E.	33	18	280	1-4	2	40	0
10-20	NYG	24	14	207	0-0	0	48	1
10-27	Ind.	25	18	178	1-5	1	29	1
11-3	@Buff.	28	13	171	1-12	0	27	0
11-10	Ariz.	36	18	212	0-0	1	19	1
11-17	@Phil.	33	18	212	2-7	2	24	1
11-24	S.F.	26	18	294	2-12	1	46	0
11-28	@Dall.	33	17	175	2-12	1	34	2
12-8	@T.B.	39	20	219	2-13	1	26	1
12-15	@Ariz.	40	22	258	2-9	0	22	0
12-22	Dall.	31	22	346	3-20	0	51	1
1977 (For Washington)								
8-31	@Car.	27	10	147	2-19	1	43	0
9-7	@Pitt.	35	19	270	0-0	0	36	3
9-14	Ariz.	36	19	265	2-13	2	40-1	1
9-28	Jax.	24	16	244	4-21	3	52	1
10-5	@Phil.	37	16	216	2-18	1	47	1
10-13	Dall.	23	12	155	3-16	1	48	0
10-19	@Tenn.	31	16	228	1-8	2	37	3
10-26	Balt.	33	17	199	3-17	2	23	1
11-2	@Chi.	20	14	192	1-7	2	39-1	0
11-9	Det.	41	20	247	0-0	1	33	0
11-16	@Dall.	31	16	157	1-2	1	24-1	0
11-23	NYG	19	9	104	1-7	0	28	0
11-30	StL	45	20	258	3-18	1	39-1	2

DATE	OPP	ATT	CMP	YDS	SKD-YDS	TD	LG	INT
1998 (For Washington)								
9-6	@NYG	12	8	93	5-26	1	17-1	2
10-11	@Phil.	16	7	73	2-13	0	20	0
10-18	@Minn.	26	10	117	5-22	0	22	1
1999 (For Detroit)								
10-17	Minn.	24	15	140	3-20	0	22	0
11-7	StL	16	12	209	4-34	2	57	0
11-14	@Ariz.	39	24	375	5-44	2	77-1	0
11-21	@G.B.	39	20	225	0-0	1	25	2
11-25	Chi.	42	29	309	2-16	2	45-1	0
12-5	Wash.	32	21	280	5-19	1	66	0
12-12	@T.B.	44	23	241	4-31	0	48	1
12-19	@Chi.	30	17	158	1-3	0	21	3
1-2	@Minn.	22	14	180	4-35	1	36-1	1
2000 (For Denver)								
9-24	K.C.	31	18	208	1-11	0	25	1
10-15	Cle.	6	3	17	0-0	0	9	0
11-13	Oak.	2	1	4	0-0	0	4	0
11-19	S.D.	58	36	462	3-19	5	40	4
11-26	@Sea.	31	15	244	1-7	1	43-1	2
12-3	@N.O.	16	11	201	1-1	1	44	0
12-10	Sea.	25	14	201	1-19	1	41	1
12-17	@K.C.	34	22	234	2-9	0	34	0
12-23	S.F.	29	18	205	3-11	1	25-1	0
2001 (For Denver)								
11-5	@Oak.	6	4	50	0-0	1	26-1	0
12-9	Sea.	20	10	77	2-14	1	12	0
12-16	@K.C.	22	16	181	1-7	1	25	0

CAREER	1990	1087	13,970	126-851	69	77-1	59
---------------	-------------	-------------	---------------	----------------	-----------	-------------	-----------

THE PLAYERS

FOND FAREWELL

The Bengals played their final game at Cinergy Field (previously known as Riverfront Stadium) on Dec. 12, 1999, and they made the finale a memorable one.

Before a sell-out crowd of 59,972, the Bengals defeated Cleveland, 44-28, as the Cincinnati defense set a team record by allowing only 11 net rushing yards (on 11 carries). The Browns' long rushing gain of the day was three yards. The previous low by a Bengals opponent had been 18 yards on 17 carries by Seattle in an AFC Divisional playoff game on Dec. 31, 1988 at Riverfront Stadium. The previous low in a regular-season game was 26 yards on 17 carries by Pittsburgh on Sept. 19, 1982 at Three Rivers Stadium in Pittsburgh.

Offensively, the last game at Cinergy saw the Bengals roll for 279 rushing yards (on 53 carries) — at the time the second-most rushing yards in team history and the most ever in a home game (now the fourth-best in club history and the third-highest figure for a home game). The team record for rushing yards in a game is 407, set on Oct. 22, 2000 vs. Denver at Paul Brown Stadium.



OLIVER GIBSON



99

Ht: 6-2 **Wt:** 315
College: Notre Dame
8th year in NFL

2001 Games-Starts: 16-16; **Career Games-Starts:** 108-48
Contract status as of 7-10-02: In fourth season of a seven-year deal
Acquired: UFA (Pitt.) '99
Born: 3-15-72

Fiery, combative leader of the Bengals' defensive line ... Led the line in tackles in 2001 as Cincinnati posted its highest team defense ranking (ninth) since 1989 ... Former Steeler has never missed a game due to injury in seven-year NFL career ... Gibson's association with Bengals head coach Dick LeBeau goes back to 1995-96, when LeBeau was his defensive coordinator at Pittsburgh ... Earned a spot on USA Today's 2001 "All-Joe Team" for tough, unsung performers.

2001 PARTICIPATION: Started at LDT in every game ... For second straight year, was the only defensive lineman to start every game at the same position ... Has started all 48 games since he joined Bengals in 1999, longest streak of Cincinnati starts on the current roster ... Tied with Glen Steele for longest current games played streak on the team (also 48) ... Led the line with 862 snaps played (of 1013 total), third-most on the defense.

AN EVEN 100: A durable performer, Gibson closed the 2001 season with a streak of 100 consecutive games played. He has played every game for the last six seasons while with the Steelers and Bengals, and in addition to those 96 games, he appeared in four postseason games during the 1996 and '97 seasons. Gibson's streak of consecutive NFL games played is second on the current roster to FB Lorenzo Neal, whose streak stands at 128.

2001 HIGHLIGHTS: Led the defensive line with 70 tackles ... Finished second on line in solo tackles (47) and added 3 sacks, 2 passes broken up and a fumble recovery ... Posted 8 tackles Sept. 23 vs. Baltimore, including 2 tackles inside Bengals' 5-yard line to contribute to team's goal line stand in second quarter ... Led the line Oct. 7 at Pittsburgh with 4 tackles (2 solo), including a 1-yard sack of Kordell Stewart in fourth quarter; also recovered a Steelers fumble in second quarter on Bengals' 9-yard line ... Tied for line lead with 5 stops (4 solo) Nov. 11 at Jacksonville, including his second sack of the season, a 6-yard drop of Mark Brunell in fourth quarter ... Had 4 tackles (2 solo) Nov. 18 vs. Tennessee, including teaming with FS Cory Hall to stop RB Eddie George for no gain on a third down in the second quarter, forcing the Titans to punt ... Also vs. Titans, made a solo tackle of RB Skip Hicks for a 5-yard loss in fourth quarter on third down, forcing a punt ... Had 7 tackles (4 solo) Nov. 25 at Cleveland; in second quarter, made consecutive plays to force Browns to settle for a FG attempt, stopping RB James Jackson for no gain on second down and batting down a Tim Couch pass on third down ... Had 5 stops (3 solo) Dec. 2 vs. Tampa Bay, including a 9-yard sack on Brad Johnson in

first quarter ... In second quarter vs. Bucs, stopped QB Johnson for a 1-rushing yard loss on a third down, forcing a FG attempt that failed ... Made 5 stops (4 solo) Dec. 9 vs. Jacksonville; tripped QB Mark Brunell for only a 1-yard gain on third-and-6 in fourth quarter, forcing a punt ... Recorded 4 tackles (3 solo) Dec. 16 at N.Y. Jets; ranged downfield to stop RB Curtis Martin on third-and-6 to a 4-yard gain, forcing a FG attempt (failed) in fourth quarter ... Made 4 solo tackles Dec. 23 at Baltimore ... Led defensive line with 10 tackles (7 solo) Dec. 30 vs. Pittsburgh; stopped Steelers RB Chris Fuamatu-Ma'alafala for 4-yard loss in second quarter, and for 3-yard loss in fourth quarter ... Closed season with 2 solos Jan. 6 at Tennessee.

PREVIOUS SEASONS — 1995: Drafted by Pittsburgh in fourth round (120th overall) ... Steelers used pick obtained from New England in trade for RB Leroy Thompson ... Gibson was one of six rookies to make the 53-player roster ... Made NFL debut Sept. 13 at Houston, playing backup DE, and had 2 tackles (1 solo) ... Used at times during the season on offense, as a blocking back ... Had 1 kickoff return for 10 yards ... Inactive for Games 15-16 and for all three Steelers playoff games. **1996:** Played every Steelers game and logged 2.5 sacks ... Had first career sack in victory Oct. 13 vs. Bengals, dropping Jeff Blake for 3-yard loss in 4th quarter ... Came back on Oct. 20 at Houston with a sack against Chris Chandler ... Posted 5 tackles with a half-sack in helping lead a 42-6 rout of visiting St. Louis Rams on Nov. 3 ... Made his NFL postseason debut Dec. 29 vs. Indianapolis and also played in playoff game 1-5-97 at New England. **1997:** Had 7-yard sack against Mark Brunell on Sept. 22 at Jacksonville ... Had first career fumble recovery Nov. 9 vs. Baltimore, covering Eric Zeier fumble to set up Steelers field goal ... Played in both Steelers postseason games, 1-3-98 vs. New England and in AFC Championship Game 1-11-98 vs. Denver. **1998:** Played in every Steelers game for the third straight season ... Logged his most extensive playing time of the season at LE on Sept. 20 at Miami, recording 3 tackles (2 solo) with one tackle for 1-yard loss ... Had 2 of Pittsburgh's 7 sacks in victory Oct. 18 vs. Baltimore, causing 13 yards in Ravens losses ... Had a 9-yard kickoff return Nov. 1 vs. Tennessee ... Injured Nov. 9 vs. Green Bay despite suffering from ankle injury and had 2 QB pressures ... Had 3 tackles Dec. 13 at Tampa Bay. **1999:** Signed with Bengals March 8 as unrestricted free agent ... Started Games 1-10 at NT, and moved to starting RDT for Games 11-16 as defensive alignment was switched from 3-4 to 4-3 ... Finished second among defensive linemen in tackles (41) ... Led the line in coaches' stats on tackles for loss (6) and tied for second in QB pressures (12) ... Won Bengals' "Un-

sung Hero" award from NFL Players Association ... Made first NFL start in Sept. 12 opener at Tennessee, with 2 tackles (1 solo) ... Had 2 solos Sept. 19 vs. San Diego, including sack of Jim Harbaugh for 7-yard loss on 3rd-and-12 play in third quarter, forcing punt ... Recovered Kurt Warner fumble Oct. 3 vs. St. Louis, giving Bengals the ball at Rams' 43, and teamed with John Copeland for 6-yard sack on Warner on first-down play in third quarter ... Led defensive line with 3 solo tackles in victory Oct. 10 at Cleveland ... Posted season-best tackling numbers with 5 (4 solo) on Oct. 17 vs. Pittsburgh ... Sidelined with strained arch in left foot Nov. 14 vs. Tennessee, but returned to finish the game with 2 solo tackles ... Moved from NT to RDT on Nov. 21 vs. Baltimore and had 2 solo tackles, including an 8-yard sack on Tony Banks ... Tied season high in total tackles with 5 (2 solo) in victory Nov. 28 at Pittsburgh ... Made a series of plays in second quarter of victory Dec. 5 vs. San Francisco, forcing 49ers to settle for field goal after gaining first down at Bengals 14 ... Gibson teamed with Brian Simmons to drop 49ers FB Fred Beasley for 2-yard loss on first down, drew a holding penalty against C Chris Dalman on second down, and tipped a Jeff Garcia pass for an incompletion on third down ... Had 3 tackles (2 solo) Dec. 12 vs. Cleveland as Bengals set team record for fewest net rushing yards allowed (11) ... Had 2 solo tackles Dec. 26 at Baltimore, including sack of Tony Banks for 6-yard loss on third-down play in first quarter ... Had 3 solos Jan. 2 at Jacksonville; sacked Jay Fiedler for 7-yard loss. **2000:** Started every game at RDT ... Only player on defensive line to start every game at the same position ... Tied for team lead in sacks (4) and finished second to Michael Bankston in tackles on the defensive line ... First interior lineman to claim a share of Bengals season sacks lead since Dan Wilkinson in 1996 ... Led the line in forcing holding calls by opponents (5) ... Helped stall three Jaguars drives in third quarter Sept. 17 at Jacksonville, sacking Mark Brunell twice (for losses of 2 and 5 yards) and deflecting a pass that was intercepted by Steve Foley at Jaguars' 9 ... Led the line at Jacksonville with 4 tackles ... His 2 tackles Oct. 1 vs. Miami included sack on Jay

Fiedler for 4-yard loss in second quarter ... Had 6 tackles (5 solo) Oct. 8 vs. Tennessee, and led the line with 4 solos Oct. 15 at Pittsburgh ... Made a key solo tackle in victory Oct. 29 at Cleveland, stopping RB Travis Prentice for no gain on a first-and-goal play from Cincinnati 1-yard line; the defense held on two subsequent plays and forced Browns to settle for a field goal ... Led defensive line with 4 tackles (3 solo) Nov. 12 at Dallas, including 2 stops for losses against RB Emmitt Smith ... Tied for line lead with 6 tackles (3 solo) Nov. 19 at New England, including a 6-yard sack against Drew Bledsoe in the second quarter that helped force a Patriots punt ... Led the line with a personal season-high of 7 tackles (6 solo) in victory Dec. 17 vs. Jacksonville.

COLLEGE: Started every game at nose guard as a Notre Dame senior and earned first-team All-Independent honors from *The Sporting News* ... Had 60 tackles and 3 sacks in senior season ... Started five games at RT as a junior and played in every game ... Played in seven Notre Dame basketball games during 1990-91 season.

PERSONAL: Hometown is Chicago ... Attended Romeoville (Ill.) High School, where he was named national Defensive Player of the Year by *USA Today* ... Was football team captain as a senior ... Offseason residence is Adventure, Fla. ... Holds B.A. degree from Notre Dame in economics, with minor in English, and has begun work towards master's degree in English ... Has established his own charitable foundation, the Big 9-9 Foundation, and also works with American Diabetes Society, United Way and American Lung Association ... Founded the Joliet Titans Pee Wee Football League in Joliet, Ill. ... Owner of Babo's Sun Independent Music & Film, an independent record label ... Co-owner of Maddie & Gibson Construction, a Chicago-based company ... Partner in the Baja Beach Club of Miami, Fla. ... Single ... Has a son, Zachary (born 12-28-00) ... Hobbies include golf, motorcycles, four-wheel ATVs and interior design ... Full name is Oliver Donovan Gibson.

OLIVER GIBSON'S STATISTICS

			Defense						Interceptions					Scoring					
YEAR	TEAM	G-S	ST	AT	TT	SKS-YDS	PBU	FF	FR-YDS	NO	YDS	AVG	LG	TD	TD	IntRt	FRRI	S	PTS
1995	Pittsburgh	12-0	1	1	2	0-0	0	0	0-0	—	—	—	—	—	—	—	—	—	—
1996	Pittsburgh	16-0	7	8	15	2.5-9.5	0	0	0-0	—	—	—	—	—	—	—	—	—	—
1997	Pittsburgh	16-0	9	1	10	1-7	0	0	1-0	—	—	—	—	—	—	—	—	—	—
1998	Pittsburgh	16-0	9	1	10	2-13	0	0	0-0	—	—	—	—	—	—	—	—	—	—
1999	Cincinnati	16-16	31	10	41	4.5-31	1	0	1-0	—	—	—	—	—	—	—	—	—	—
2000	Cincinnati	16-16	42	10	52	4-17	1	0	0-0	—	—	—	—	—	—	—	—	—	—
2001	Cincinnati	16-16	47	23	70	3-16	2	0	1-0	—	—	—	—	—	—	—	—	—	—
PITT. TOTALS		60-0	26	11	37	5.5-29.5	0	0	1-0	—	—	—	—	—	—	—	—	—	—
CIN. TOTALS		48-48	120	43	163	11.5-64	4	0	2-0	—	—	—	—	—	—	—	—	—	—
CAREER		108-48	146	54	200	17-93.5	4	0	3-0	—	—	—	—	—	—	—	—	—	—

MISCELLANEOUS STATISTICS: 1 kickoff return for 10 yards in 1995; 1 kickoff return for 9 yards in 1998.

(continued)

IKE: GO DEEP

Isaac Curtis had 20 games for the Bengals of 100 or more receiving yards, most in club history. Carl Pickens is second with 19, followed by Cris Collinsworth (18), Eddie Brown (14) and Darnay Scott (13).

— GIBSON'S 2001 GAME-BY-GAME DEFENSIVE STATISTICS —

DATE	OPPONENT	ST	AT	TT	SKS-YDS	INT-YDS	PBU	FF	FR-YDS
9-9	NEW ENGLAND	1	0	1	0-0	0-0	0	0	0-0
9-23	BALTIMORE	4	4	8	0-0	0-0	0	0	0-0
9-30	at San Diego	3	0	3	0-0	0-0	0	0	0-0
10-7	at Pittsburgh	2	2	4	1-1	0-0	0	0	1-0
10-14	CLEVELAND	1	0	1	0-0	0-0	0	0	0-0
10-21	CHICAGO	2	1	3	0-0	0-0	1	0	0-0
10-28	at Detroit	1	3	4	0-0	0-0	0	0	0-0
11-4	—BYE—								
11-11	at Jacksonville	4	1	5	1-6	0-0	0	0	0-0
11-18	TENNESSEE	2	2	4	0-0	0-0	0	0	0-0
11-25	at Cleveland	4	3	7	0-0	0-0	1	0	0-0
12-2	TAMPA BAY	3	2	5	1-9	0-0	0	0	0-0
12-9	JACKSONVILLE	4	1	5	0-0	0-0	0	0	0-0
12-16	at New York Jets	3	1	4	0-0	0-0	0	0	0-0
12-23	at Baltimore	4	0	4	0-0	0-0	0	0	0-0
12-30	PITTSBURGH	7	3	10	0-0	0-0	0	0	0-0
1-6	at Tennessee	2	0	2	0-0	0-0	0	0	0-0
TOTALS		47	23	70	3-16	0-0	2	0	1-0

— POSTSEASON —

YEAR	TEAM	G-S	Defense				FR-YDS	Interceptions					Scoring			
			ST	AT	TT	YDS	PBU	FF	NO	YDS	AVG	LG	TD	TD	IntRt	FRRt
1995	Pittsburgh	0-0				DID NOT PLAY*										
1996	Pittsburgh	2-0	0	3	3	0-0	0	0	0-0	—	—	—	—	—	—	—
1997	Pittsburgh	2-0	0	0	0	0-0	0	0	0-0	—	—	—	—	—	—	—
CAREER		4-0	0	3	3	0-0	0	0	0-0	—	—	—	—	—	—	—

*NOTE: Gibson was inactive for three postseason games with Pittsburgh in 1995.

G



MIKE GOFF

Ht: 6-5 Wt: 311

College: Iowa

5th year in NFL

2001 Games-Starts: 16-16; Career Games-Starts: 54-38

Contract status as of 7-10-02: In second season of a three-year deal

Acquired: D3b '98 (78th overall)

Born: 1-6-76



63

Completed his second year as Bengals starting RG in 2001, and was the only player on offense or defense to play every snap with his unit ... Led the offense in snaps played for the second straight year ... Goff's two seasons as a starter have coincided with the two top individual rushing seasons in Bengals history, 1435 yards by Corey Dillon in 2000 and 1315 by Dillon last season ... As a pass-blocker last season, Goff helped Bengals to fourth-best performance in team history in sacks allowed (28) ... Was on starting offensive line for top individual rushing game in NFL history, 278 yards by Dillon vs. Denver in 2000.

2001 PARTICIPATION: Played all 1071 offensive snaps ... First Bengal to play every snap on offense or defense in a season since RT Willie Anderson in 1998.

2001 HIGHLIGHTS: Key contributor as Bengals allowed 10.6 fewer sacks than the NFL season average of 38.6 ... Helped power HB Corey Dillon to 1315 rushing yards, second-most by a rusher in team history ... Graded "outstanding" (90% or better) in five games ... Blocked for rushing attack that gained 157 yards Sept. 9 vs. New England ... On Sept. 23 vs. Baltimore, graded 91% while aid-

ing Dillon to the most yards (57) by a back against the Ravens in a span of 14 games ... Aided Dillon's 140-yard rushing performance Oct. 14 vs. Cleveland, and Bengals allowed no sacks vs. Browns ... Graded 90% Oct. 28 at Detroit as Bengals gained 412 yards (224 rushing, 188 passing), with QB Jon Kitna sacked only once and Dillon rushing for Bengals road-record 184 yards ... Contributed to line performance of no sacks allowed Dec. 16 at N.Y. Jets ... Blocked Dec. 23 at Baltimore for 127-yard rushing effort by Dillon, the first 100-yard game by an individual against the Ravens in 51 games ... Graded 94% in Dec. 30 overtime win vs. Pittsburgh as Bengals gained 544 total net yards, the 11th-highest figure in team history and the most since a 582-yard effort on Oct. 7, 1990 at the L.A. Rams ... Cincinnati's 403 net passing yards vs. Pittsburgh was fifth-most in team history ... QB Jon Kitna was sacked only twice by Pittsburgh and threw 68 passes, tied for third-most in NFL history ... Played every snap Jan. 6 at Tennessee as line allowed only 1 sack and underwrote a 436-yard offensive day (336 passing, 100 rushing) ... Supported 980-yard offensive output in the final two games, most by Bengals in consecutive games since 1012 in Games 13-14 of 1997.

PREVIOUS SEASONS — 1998: Drafted by Bengals in third round (78th overall) ... Signed July 20 ... Played on special teams only in Games 1-3 ... Inactive for Game 4 ... Suffered partial ligament tear (PCL) in left knee during practice Oct. 7, and was inactive due to injury for Games 5-9 ... Returned to action in Game 10, Nov. 15 at Minnesota, and saw first action with offensive line ... Also played as offensive line reserve in Game 11, Nov. 22 vs. Baltimore ... Replaced Anthony Brown as starting RG in Game 12, Nov. 29 vs. Jacksonville, and also started Games 13-16 ... Played every offensive snap in Bengals' 355-yard effort Nov. 29 vs. Jacksonville, offense's fourth-best output of season ... Also played every snap in offense's top game, a 483-yard output in Cincinnati victory Dec. 20 at Pittsburgh. **1999:** Played primarily on special teams, and was a key blocker on kickoff return unit that helped Tremaine Mack post AFC-leading 27.1-yard average ... Played on offense in three games, including late-season assignment at LT when line was depleted by injuries ... Pressed into service at LT on Dec. 26 at Baltimore after injury to Rod Jones, and started at LT in season finale on Jan. 2 (2000) at Jacksonville ... Played every snap at Jacksonville, with no sacks or pressures allowed ... Saw action at RG on Sept. 26 at Carolina after starter Brian DeMarco was rested with lower back injury ... Goff's 12 games played in regular season were Games 1-3 and 8-16 ... Active but DNP for Games 4-5 ... Suffered left knee sprain during practice week prior to Game 6, Oct. 17 vs. Pittsburgh, and was inactive due to injury in Games 6-7 ... Returned to play in Game 8, Oct. 31 vs. Jacksonville. **2000:** Started at RG for all 16 Bengals games ... Led offense with 991 snaps played (of 1001 total) ... Known since early in his career as a smart technician and sound pass blocker, he improved his run-blocking in third pro season and helped HB Corey Dillon post team-record 1435 yards ... Graded in coaches' film reviews as "outstanding" (90% or higher) in four games, second-most on the team ... Helped spark Bengals to No. 2 NFL rank in team rushing (144.6 yards per game), and to team's best per-carry average (4.7) since 1989 ... Played as a reserve in preseason, as Brian DeMarco started all four games at RG, but took over as starting RG after DeMarco was released in final cuts ... Credited with strong performance Oct. 1 against standout

Miami DT Tim Bowens as offense gained 350 yards, top total in the first six games ... Played every offensive snap Oct. 22 vs. Denver as HB Corey Dillon rushed for NFL-record 278 yards ... Helped spark team to a club-record 407 rushing yards vs. Broncos ... Graded "outstanding" (90%) Nov. 19 at New England as offense posted 365 yards in Scott Mitchell's first start at QB ... Credited in coaches' reviews with 3 "dominant blocks" (DB) Nov. 26 vs. Pittsburgh ... Also had 3 DB on Dec. 3 vs. Arizona, and graded 91% in helping offense to 292 rushing yards, third-most in team history ... Aided individual rushing day of 216 yards by Dillon in the Arizona game ... Posted season-high 94% grade in victory Dec. 17 vs. Jacksonville ... For the season, surrendered only 2.5 sacks while leading offense in snaps played.

COLLEGE: Started every game as an Iowa senior, playing on the nation's eighth-ranked rushing offense ... Credited with 72 knockdown blocks in his senior year as the Hawkeyes rushed for 235 yards per game and set a school scoring record with 36.7 points per game ... Played in every game as a true freshman in 1994 and started the last 11 games in '95, but suffered a back injury in the '96 opener vs. Arizona and was relegated to reserve duty for the remainder of the season ... Position coach at Iowa was Frank Verducci, who was Bengals tight ends coach from 1999-2001.

PERSONAL: Hometown is Peru, Ill. ... Played defensive tackle at LaSalle-Peru High School, serving as team captain as a senior and earning All-America honors from *Blue Chip Illustrated* ... General studies major at Iowa ... Posted second-highest score (38) on the Wunderlich intelligence test among offensive linemen tested prior to 1998 NFL Draft ... Last name rhymes with "off."

MIKE GOFF'S STATISTICS

YEAR	TEAM	GAMES	STARTS
1998	Cincinnati	10	5
1999	Cincinnati	12	1
2000	Cincinnati	16	16
2001	Cincinnati	16	16
CAREER		54	38

BUSIEST BENGALS — OFFENSE & DEFENSE

G **Mike Goff** was the only Bengal to play every snap with his unit in 2001, seeing action in all 1071 offensive plays. Goff also led the offense in total snaps in the 2000 season.

MLB **Brian Simmons** led the Cincinnati defense in total snaps last season, playing in 973 of 1013 snaps (96.1%).

Here's a list of the five most active players on each unit (from coaching staff statistics):

— OFFENSE —

(1071 total scrimmage plays)

Player	Snaps	Pct. of Total
Mike Goff, G	1071	100.0%
Rich Braham, C	1058	98.8%
Willie Anderson, OT	1033	96.5%
Jon Kitna, QB	1019	95.1%
Richmond Webb, OT	1018	95.1%

— DEFENSE —

(1013 total scrimmage plays)

Player	Snaps	Pct. of Total
Brian Simmons, MLB	973	96.1%
Takeo Spikes, OLB	949	93.7%
Oliver Gibson, DT	862	85.1%
Justin Smith, DE	786	77.6%
Artrell Hawkins, CB	754	74.4%



BROCK GUTIERREZ



62

Ht: 6-3 **Wt:** 304

College: Central Michigan

6th year in NFL

2001 Games-Starts: 15-0; **Career Games-Starts:** 53-7

Contract status as of 7-10-02: In final season of a three-year deal

Acquired: FA '98

Born: 9-25-73

Versatile interior lineman played 15 games in 2001, and has played in 47 of 48 games the last three seasons ... Was a regular contributor on special teams for the third straight season, and continued in role of No. 2 center behind Rich Braham ... Good on-field leader at the center position, providing direction and coordination of line calls ... Can also play guard ... In one of his seven NFL starts, blocked for the top individual rushing game in NFL history, 278 yards by Corey Dillon vs. Denver in 2000.

2001 RECAP: Played in Games 1-2 and 4-16 ... Active but did not play Sept. 30 at San Diego, due to lower back strain ... Filled in briefly for injured Rich Braham at C on Dec. 9 vs. Jacksonville ... Recovered a squibbed kickoff in the second quarter Nov. 25 at Cleveland and returned it 8 yards to the Bengals' 43-yard line ... Returned his second squib kickoff of the season Dec. 16 at N.Y. Jets, gaining 7 yards.

PREVIOUS SEASONS — 1996: Signed with Bengals April 23 as college free agent ... Played in all four preseason games, and had key block in pass protection on 43-yard TD pass from Kerry Joseph to Gunnard Twynier in preseason opener vs. Colts ... Did not play in regular season ... Was active but DNP for Games 1 and 3, and on weekly inactive list for Games 2 and 4-16. **1997:** Played in all four preseason games, and was on 53-player roster for entire regular season ... Worked as backup C behind Darrick Brizl, but had little playing opportunity as Brizl led the offense in snaps played ... Played on special teams Aug. 31 vs. Arizona, making NFL playing debut, and also saw special teams action in Games 2 and 6-7 ... Saw his first action with offense as backup G in season finale Dec. 21 vs. Baltimore ... On weekly inactive list for Games 3-5 and 8-15. **1998:** Began training camp with Bengals and saw action in all four preseason games ... Waived Aug. 30 ... Re-signed Nov. 4 as free agent ... On Bengals inactive list Nov. 8 at Jacksonville and Nov. 15 at Minnesota ... Waived Nov. 17 ... Signed Nov. 30 to Jacksonville practice squad ... Signed from Jacksonville practice squad to Bengals' 53-player roster on Dec. 15 ... Played on special teams in victory Dec. 20 at Pittsburgh ... On inactive list for regular season finale Dec. 27 vs. Tampa Bay ... Did not earn an accrued year of experience toward NFL free agency. **1999:** Played in every game, primarily on special teams, for first time in his career ... Key blocker on kickoff return unit that helped Remain Mack post AFC-leading 27.1-yard average ... Ranked ninth on team with 168 special teams snaps ... Saw brief action with offense in four games, at LG Nov. 14 vs. Tennessee and Dec. 12 vs. Cleveland, and as TE in goal-line offense Nov. 7 at Seattle and Nov.

21 vs. Baltimore. **2000:** Started all four preseason games at center, subbing for injured Rich Braham, and returned to starting center role for Games 3-9 of regular season as Braham's knee problems recurred ... Also played on offense in Games 1 and 11, and saw action on special teams in the other seven games ... Far exceeded his previous season high with 520 offensive snaps played (52% of total), and played significant role as Bengals finished second in NFL in rushing at 144.6 yards per game ... Was the only offensive lineman with significant playing time who was not charged with a penalty all season ... Posted season-high coaching grade of 89% on Oct. 22 vs. Denver as HB Corey Dillon set NFL rushing record with 278 yards ... Graded 86% in victory Oct. 29 vs. Cleveland ... Returned to offensive reserve role vs. Dallas on Nov. 12, when Braham came back from injury, but saw significant action at center on Nov. 19 at New England after Braham moved to LG to replace injured Matt O'Dwyer.

COLLEGE: Starting center for his final three seasons at Central Michigan (1993-95) ... Hampered by a broken right leg in 1994, but came back in '95 to earn first-team All-Mid-American Conference honors ... Known in college for intense playing style, and cited by CMU line coach Mike Cummings for "invaluable" leadership qualities ... Key performer in CMU's drive to '94 MAC championship.

PERSONAL: Hometown is Charlotte, Mich. ... Current offseason residence is Weidman, Mich. ... Attended Charlotte High School, where he was all-state in wrestling and football ... History major at CMU ... Hobbies include spending time with family, snowmobiling and hunting ... Married (wife Holly), with one child, Isabelle (born 6-4-01) ... Last name is pronounced "Goo-TAIR-ez."

BROCK GUTIERREZ'S STATISTICS

YEAR	TEAM	GAMES	STARTS
1996	Cincinnati	0	0
1997	Cincinnati	5	0
1998	Cincinnati	1	0
	Jacksonville	0	0
1999	Cincinnati	16	0
2000	Cincinnati	16	16
2001	Cincinnati	15	0
CAREER		53	7

*NOTE: Gutierrez did not play in two games and was inactive for 14 games with Cincinnati in 1996. He was on the practice squad for two games with Jacksonville in 1998.

MISCELLANEOUS STATISTICS: 2 kickoff returns for 15 yards (7.5 avg.) with a long return of 8 yards and 0 TD in 2001.



CORY HALL

Ht: 6-0 Wt: 213
 College: Fresno State
 4th year in NFL

2001 Games-Starts: 16-15; Career Games-Starts: 48-33
 Contract status as of 7-10-02: One-year contract for 2002
 Acquired: D3 '99 (65th overall)
 Born: 12-5-76



26

Third-round pick from the 1999 NFL Draft played every game for the third straight year in 2001, and started all but one ... Opened the season at SS, switched to FS after four games ... Led the secondary in tackles with 89, the third-best total on the team.

2001 PARTICIPATION: Started at SS in Games 1-4, and started at FS in Games 5-12 and 14-16 ... Did not start at FS in Game 13, Dec. 16 at N.Y. Jets, due to a jammed finger suffered on the opening kickoff, but he returned to action later in first quarter ... Replaced Chris Carter as starting FS beginning with Game 5, Oct. 14 vs. Cleveland, when JoJuan Armour was added to starting lineup at SS.

2001 HIGHLIGHTS: Led secondary in total tackles (89) and was second among DBs behind Artrell Hawkins in solos (43) ... Had 9 tackles (5 solo) and 2 passes broken up Sept. 23 vs. Baltimore, and recovered fumble on game's final play at the goal line, returning 73 yards to Ravens' 27 ... Tied for second on the team Sept. 30 at San Diego with 8 tackles (4 solo) and had 1 pass broken up ... Finished with 9 tackles (7 solo) Oct. 7 at Pittsburgh, and on goal-line stand in the first quarter, he teamed with LB Canute Curtis to stop Jerome Bettis for no gain on fourth down from Bengals' 1 ... Ranked second on team with 8 tackles (1 solo) Oct. 21 vs. Chicago ... Made 5 tackles (1 solo) Oct. 28 at Detroit ... Prevented a kickoff return for a TD when he fought through a blocker to stop Lions' Desmond Howard at Bengals' 9-yard line after 91-yard return late in second quarter ... Tied for team lead at Detroit with 2 special teams tackles ... Made 5 stops (2 solo) Nov. 11 at Jacksonville ... Made 5 tackles (2 solo) Dec. 2 against Tampa Bay, including stop of RB Warrick Dunn for 3-yard loss in first quarter ... Had 6 tackles (2 solo) Dec. 9 vs. Jacksonville ... Had 6 tackles (3 solo) and broke up a pass Dec. 23 at Baltimore ... Had 8 tackles (6 solo) Dec. 30 vs. Pittsburgh ... Closed season with 5 tackles (3 solo) Jan. 6 at Tennessee.

PREVIOUS SEASONS — 1999: Drafted by Bengals in third round (65th overall) ... Played every game and supplanted veteran Greg Myers as starting FS for final 12 games ... Selected to NFL All-Rookie teams by *Pro Football Weekly* and *Football Digest* ... Made NFL debut in reserve role Sept. 12 at Tennessee, contributing 3 tackles (2 solo) and 2 special teams tackles ... Made special teams fumble recovery Sept. 26 at Carolina, recovering a muffed punt by Eric Metcalf at Panthers' 33 in first quarter ... Made first start in victory Oct. 10 at Cleveland, with 3 solo tackles ... Had first NFL interception Nov. 7 at Seattle, making

a one-handed grab on the run of a Jon Kitna pass to stop Seahawks drive at Bengals' 2 in second quarter ... Led team Dec. 26 at Baltimore with career-high 12 tackles (9 solo) ... Closed season with 6 tackles (4 solo) in Jan 2 game at Jacksonville ... Ranked seventh on team in total special teams snaps with 183, and tied for fourth in special teams tackles with 6. **2000:** Started Games 1-6 at SS, but sidelined by concussion in first quarter of Game 6, Oct. 15 at Pittsburgh ... Returned to action in reserve role Oct. 22 vs. Denver, and played as reserve for remainder of season as Chris Carter held starting SS position ... Tied for the team lead in sacks (4) ... First Bengals DB to claim a share of season sacks lead, and tied team record for sacks by a DB ... Finished sixth on team in tackles (68) in coaches' statistics and ranked 11th with 41 tackles in press box stats ... Hall's 4 sacks tied the season record for a Bengals DB, set previously by Barney Bussey in 1988 and matched by Sam Shade in '97 ... Finished second on team with 8 tackles (press box stats) in season opener Sept. 10 vs. Cleveland ... Logged first career sack Sept. 17 at Jacksonville with 4-yard drop of Mark Brunell, and had 5 tackles (4 solo) for the game ... Totaled 8 tackles (6 solo) Oct. 8 vs. Tennessee ... In Oct. 29 win at Cleveland, sacked Spergon Wynn for 10-yard loss in fourth quarter, effectively killing Browns' final possession ... Sacked Trent Dilfer for 8-yard loss on a third-down play in fourth quarter Nov. 5 vs. Baltimore ... Sacked Kent Graham for 10-yard loss in fourth quarter Nov. 26 vs. Pittsburgh ... Closed season Dec. 24 at Philadelphia with interception of Donovan McNabb pass at Bengals' 21 in second quarter, returning 12 yards.

COLLEGE: Played both safety positions and cornerback during four-year career as a starter in the pass-oriented Western Athletic Conference ... Started every game at SS as a senior and earned All-WAC first-team honors while finishing second on team with 90 tackles (51 solo) ... Career totals included 264 tackles (135 solo), 6.5 sacks and 4 INTs.

PERSONAL: Hometown is Bakersfield, Calif. ... Offseason residence is Fresno, Calif. ... During this past offseason, Hall opened a group home in Fresno for abused and at-risk boys ages 12-17; boys are provided a safe place to live, activities, counseling and support ... Named football MVP and school Athlete of the Year while playing CB and TB at South High School in Bakersfield ... Also lettered two years in track ... Economics major at Fresno State ... Married (wife Shanae) with two children, Nya (born 6-7-99) and Iliah (12-27-01) ... Favorite hobby is playing PlayStation 2.

(continued)

CORY HALL'S STATISTICS

YEAR	TEAM	G-S	Defense							Interceptions					Scoring			
			ST	AT	TT	SKS-YDS	PBU	FF	FR-YDS	NO	YDS	AVG	LG	TD	TD	INT	FRT	S PTS
1999	Cincinnati	16-12	36	13	49	0-0	3	0	0-0	1	0	0.0	0	0	—	—	—	—
2000	Cincinnati	16-6	36	5	41	4-32	2	0	0-0	1	12	12.0	12	0	—	—	—	—
2001	Cincinnati	16-15	43	46	89	0-0	4	0	1-73	0	0	—	—	0	—	—	—	—
CAREER		48-33	115	64	179	4-32	9	0	1-73	2	12	6.0	12	0	—	—	—	—

YEAR	TEAM	Special Teams							Kickoff Returns					Punt Returns				
		ST	AT	TT	FF	FR-YDS	BP	BFG	BXP	NO	YDS	AVG	FC	LG	TD	NO	YDS	AVG
1999	Cincinnati	6	0	6	0	1-0	0	0	0	—	—	—	—	—	—	—	—	—
2000	Cincinnati	0	0	0	0	0-0	0	0	0	—	—	—	—	—	—	—	—	—
2001	Cincinnati	3	0	3	0	0-0	0	0	0	—	—	—	—	—	—	—	—	—
CAREER		9	0	9	0	1-0	0	0	0	—	—	—	—	—	—	—	—	—

HALL'S 2001 GAME-BY-GAME DEFENSIVE STATISTICS

DATE	OPPONENT	ST	AT	TT	SKS-YDS	INT-YDS	PBU	FF	FR-YDS
9-9	NEW ENGLAND	1	1	2	0-0	0-0	0	0	0-0
9-23	BALTIMORE	5	4	9	0-0	0-0	2	0	1-73
9-30	at San Diego	4	4	8	0-0	0-0	1	0	0-0
10-7	at Pittsburgh	7	2	9	0-0	0-0	0	0	0-0
10-14	CLEVELAND	2	1	3	0-0	0-0	0	0	0-0
10-21	CHICAGO	1	7	8	0-0	0-0	0	0	0-0
10-28	at Detroit	1	4	5	0-0	0-0	0	0	0-0
11-4	—BYE—								
11-11	at Jacksonville	2	3	5	0-0	0-0	0	0	0-0
11-18	TENNESSEE	1	3	4	0-0	0-0	0	0	0-0
11-25	at Cleveland	2	1	3	0-0	0-0	0	0	0-0
12-2	TAMPA BAY	2	3	5	0-0	0-0	0	0	0-0
12-9	JACKSONVILLE	2	4	6	0-0	0-0	0	0	0-0
12-16	at New York Jets	1	2	3	0-0	0-0	0	0	0-0
12-23	at Baltimore	3	3	6	0-0	0-0	1	0	0-0
12-30	PITTSBURGH	6	2	8	0-0	0-0	0	0	0-0
1-6	at Tennessee	3	2	5	0-0	0-0	0	0	0-0
TOTALS		43	46	89	0-0	0-0	4	0	1-73

P



NICK HARRIS

Ht: 6-2 Wt: 218

College: California

2nd year in NFL



8

2001 Games-Starts: 16-0; Career Games-Starts: 16-0

Contract status as of 7-10-02: In second season of a three-year deal

Acquired: W (Den) '01

Born: 7-23-78

Rookie was acquired from Denver late in preseason and went on to handle Bengals punting and place-kick holder roles for all 16 games ... Averaged 40.4 yards per punt, and his net average of 34.1 was team's best since Lee Johnson's 35.6 in 1998 ... Had 21 inside-20 kicks against just 6 touchbacks, and his plus-15 differential in those categories was Bengals' best since plus-19 by Johnson (27-8) in 1997.

2001 PARTICIPATION: Drafted in fourth round by Denver (120th overall) ... Waived Aug. 28, and acquired by Bengals on waiver claim Aug. 29 ... Played for Cincinnati in Aug. 30 preseason finale vs. Indianapolis ... Played for Bengals in all 16 regular-season games.

2001 HIGHLIGHTS: Helped Bengals punting unit

yield only 8.0 yards per return, ranked eighth in NFL ... Had at least 1 inside-20 punt in each of season's first 12 games ... On Sept. 9 vs. New England, limited Patriots' punt returner Troy Brown by forcing 3 fair catches and no returns ... Helped hold Chargers' returner Tim Dwight in check Sept. 30 at San Diego as punt coverage unit yielded 4 returns for 24 total yards ... Harris also pinned the Chargers inside their own 20-yard line following the team's opening possession ... Had no touchbacks and 2 inside-20s in both the Oct. 14 Cleveland game and the Oct. 21 Chicago game ... Had season-long punt of 57 yards (later tied) vs. Cleveland ... Punted three times Oct. 28 at Detroit for 45.7-yard average ... Had 1 inside-20 kick and no touchbacks, and forced Lions' punt returner Desmond Howard to call 2 fair catches ... Had season-high punting average (46.7), 3 inside-20 kicks and tied for season-long punt (57) Nov.

11 at Jacksonville ... Had 5 punts for 44.0-yard average Nov. 25 at Cleveland ... Pinned Browns inside their 20-yard line on 3 of his 5 punts ... One punt was downed by Kevin Kaesviharn at Browns' 1-yard line ... Punted six times for a 35.5 average Dec. 9 vs. Jacksonville, and had season-high 4 punts pinning Jaguars inside their 20 ... Punted season-high 8 times for 40.6 avg. Dec. 23 at Baltimore ... Punted season-low twice Dec. 30 vs. Pittsburgh for a 40.0-yard average and did not allow the Steelers a return ... In preseason for Denver, punted 7 times for 37.3-yard average with 3 inside-20 kicks and 0 touchbacks.

COLLEGE: Regarded by many as the premier punter in college football during his Cal career ... Averaged 42.3 yards per punt, and his 13,621 total yards broke previous NCAA mark of 12,947 by TCU's Cameron Young ... Harris'

322 total kicks broke Young's mark of 320 ... Placed 92 of his punts (28.6%) inside 20-yard line; also held for place kicks ... Had his best season average, 44.7 yards, as a junior in 1999 ... Well-conditioned athlete who had Cal's fastest 10-yard dash (1.77) and the second-best 20-yard shuttle time (4.17) ... Redshirted his first year at Cal (1996).

PERSONAL: Hometown is Avondale, Ariz. ... Attended Westview High School, where he earned National Coaches' Association All-America honors as a senior with a 42.3-yard punting average ... Also earned prep all-state honors as a linebacker and saw action on offense as receiver and rusher ... All-state prep soccer player as well ... Holds bachelor's degree in business and master's degree in education from University of California ... Single ... Favorite hobby is golf ... Full name is Nicholas John Harris.

NICK HARRIS' STATISTICS

YEAR	TEAM	G-S	Punting							Special Teams								
			NO	YDS	AVG	NET	TB	IN-20	LG	BLK	ST	AT	TT	FF	FR-YDS	BP	BFG	BXP
2001	Cincinnati	16-0	84	3372	40.1	33.9	6	21	57	1	1	0	1	0	0-0	0	0	0
CAREER		16-0	84	3372	40.1	33.9	6	21	57	1	1	0	1	0	0-0	0	0	0

HARRIS' SINGLE-GAME HIGHS

PUNTING — Most Punts: 8 at Balt. 12-23-01; Most Punting Yards: 327 at Jax. 11-11-01 (7 punts); Long Punt: 57 (twice); most recently at Jax. 11-11-01; Most Inside-20 Punts: 4 vs. Jax. 12-9-01; Blocked Punts: 1 vs. T.B. 12-2-01.

HARRIS' 2001 GAME-BY-GAME PUNTING

DATE	OPPONENT	NO	YDS	AVG	NET	TB	IN-20	LG	BLK
9-9	NEW ENGLAND	4	131	32.8	32.8	0	1	35	0
9-23	BALTIMORE	7	304	43.4	34.3	1	1	52	0
9-30	at San Diego	6	235	39.2	35.2	0	1	44	0
10-7	at Pittsburgh	7	272	38.9	32.7	1	1	46	0
10-14	CLEVELAND	4	157	39.3	38.3	0	2	57	0
10-21	CHICAGO	7	287	41.0	33.7	0	2	47	0
10-28	at Detroit	3	137	45.7	39.7	0	1	51	0
11-4	—BYE—								
11-11	at Jacksonville	7	327	46.7	38.1	0	3	57	0
11-18	TENNESSEE	5	201	40.2	35.8	0	1	47	0
11-25	at Cleveland	5	220	44.0	43.2	0	3	50	0
12-2	TAMPA BAY	5	192	38.4	26.5	1	1	50	1
12-9	JACKSONVILLE	6	213	35.5	33.0	0	4	44	0
12-16	at New York Jets	4	152	38.0	30.5	0	0	42	0
12-23	at Baltimore	8	325	40.6	30.8	1	0	49	0
12-30	PITTSBURGH	2	80	40.0	30.0	1	0	45	0
1-6	at Tennessee	4	139	34.8	28.0	1	0	38	0
TOTALS		84	3372	40.1	33.9	6	21	57	1

KEY NFL DATES IN 2002 AND '03

2002

Aug. 27 Roster cutdown to maximum of 65 players
Sept. 1 Roster cutdown to maximum of 53 players (Houston allowed 56)
Sept. 2 Clubs may establish practice squad of five players
Sept. 5-9 Kickoff 2002 Weekend
Sept. 23 Houston roster cutdown to maximum of 53 players
Oct. 15 Trading deadline
Oct. 30-31 NFL Fall Meeting, New York City
Dec. 28-30 Regular season ends

2003

Jan. 4-5 Wild Card Weekend
Jan. 11-12 Divisional Playoffs
Jan. 19 Conference Championships
Jan. 26 Super Bowl XXXVII, San Diego, Calif.
Feb. 3 AFC-NFC Pro Bowl, Honolulu, Hawaii (date is subject to change)
Feb. 20-24 Scouting Combine, Indianapolis, Ind.
Mar. 23-26 NFL Annual Meeting, Phoenix, Ariz.
Apr. 26-27 NFL Draft, New York City



ARTRELL HAWKINS



27

Ht: 5-10 **Wt:** 190
College: Cincinnati
5th year in NFL

2001 Games-Starts: 14-13; **Career Games-Starts:** 60-48
Contract status as of 7-10-02: In first season of a three-year deal
Acquired: D2 '98 (43rd overall)
Born: 11-24-76

Hawkins became an unrestricted free agent after the 2001 season, but re-signed with Cincinnati on March 18 ... Starting RCB tied for team lead in 2001 with 3 interceptions and led the team in passes broken up (8) ... A strong run player, he led the secondary in solo tackles (44) and led the CBs in total tackles (71) ... Suffered a partial ligament tear (PCL) in his left knee on May 22 during voluntary workouts, but surgery was not required and he is expected to be 100 percent for the opening of training camp.

2001 PARTICIPATION: Started at RCB in Games 1-10 and 13-15 ... Sidelined with right ankle sprain on first defensive play Nov. 25 vs. Cleveland and was inactive for Games 11-12, Dec. 2 vs. Tampa Bay and Dec. 9 vs. Jacksonville ... Returned to starting lineup Dec. 16 at N.Y. Jets, but suffered shoulder bruise Dec. 30 vs. Pittsburgh and played only as a reserve in Jan. 6 season finale at Tennessee ... Led the secondary in total snaps (754), fifth-most on the defense.

TAKE IT AWAY: The Bengals defense improved its takeaway total from 21 in 2000 to 28 in '01, and Hawkins was the key contributor. He led the team by a wide margin in combined takeaway plays with 6. In addition to tying for the team lead with 3 INTs, he had 1 fumble recovery and forced 2 other fumbles that were recovered by Cincinnati. No other Bengals defender had more than three takeaway plays last season.

MORE 2001 HIGHLIGHTS: Tied for second on team with 10 tackles (4 solo) Sept. 9 vs. New England ... In victory Sept. 23 vs. Baltimore, returned an INT 22 yards to Ravens' 27 in fourth quarter ... Also had 5 tackles (1 solo) and 1 pass broken up vs. Baltimore ... Recovered an Amos Zereoue fumble at the Steelers' 33 on Oct. 7 at Pittsburgh and finished game with 5 tackles (4 solo) and a PBU ... Had 5 tackles (3 solo) Oct. 21 vs. Chicago and forced a fumble by WR Marty Booker that Mark Roman recovered at Bengals' 3-yard line ... Led the defensive backs with 7 tackles (4 solo) Oct. 28 at Detroit, and credited with a pass broken up ... Led the defensive backs Nov. 11 at Jacksonville with 9 tackles (8 solo) ... Stopped RB Frank Moreau on the Jaguars' opening possession for no gain on first down; the drive resulted in a punt ... Had his second INT of the season Nov. 18 vs. Tennessee; also forced a fumble ... Snared an errant Steve McNair pass at the Titans' 33 in the first quarter and returned it 3 yards to the 30 ... In the fourth quarter, jarred the ball loose from Titans RB Eddie George, and Tony Williams recovered for Cincinnati at the Titans' 47 ... Finished with 5 tackles (4 solo) vs. Tennessee ... Made 5 tackles (2 solo) and led the team with 2 passes

broken up Dec. 23 at Baltimore ... Helped key comeback victory Dec. 30 vs. Pittsburgh with fourth-quarter INT of a Kordell Stewart pass, which he returned 1 yard to Bengals' 32 ... Also vs. Steelers, finished third on team with 9 tackles (8 solo) ... In the second quarter vs. Steelers, Hawkins and DT Tony Williams teamed up to stop RB Chris Fuamatu-Ma'alala for 1-yard loss on third down, forcing field goal attempt that Steelers muffed to give Cincinnati its first TD of the game ... Had 1 tackle and 1 pass broken up in limited action Jan. 6 at Tennessee.

PREVIOUS SEASONS — 1998: Drafted by Bengals in second round (43rd overall) ... Started every game at RCB ... Led team in passes defended (17), tied Sam Shade for interceptions lead (3) and tied for team lead in forced fumbles (2) ... Made his first NFL interception Nov. 15 at Minnesota, and snagged a second one in the same game, both against Pro Bowl QB selection Randall Cunningham, who began the day with only 3 INTs all season ... Led team with 6 tackles and 3 passes defended at Minnesota ... Clinched Bengals victory Dec. 20 at Pittsburgh, intercepting Mike Tomczak pass at Bengals' 18 with 0:17 remaining ... Had 3 passes defended and was voted the defensive Game Ball ... Made NFL debut Sept. 6 vs. Tennessee, with 3 tackles (2 solo) and a pass defended ... Sacked Eric Zeier for 9-yard loss in third quarter Sept. 27 at Baltimore, forcing a fumble (Ravens recovered) ... Had 7 tackles, tied for season-high, and 2 passes defended Oct. 18 at Tennessee ... Forced a fumble by Ed McCaffrey in second quarter Nov. 1 vs. Denver (Broncos recovered) ... Recovered Mark Brunell fumble in second quarter Nov. 8 at Jacksonville, returning 25 yards to Jaguars' 15 ... Tied season high with 7 solo tackles Nov. 9 vs. Jacksonville. **1999:** Ranked fourth on team in tackles (68) and third in solo tackles (61) while playing 14 games and starting 13 ... Ranked second in passes defended (16) and tied for second in forced fumbles (2) ... Opened season with team-leading 7 tackles Sept. 12 at Tennessee ... Forced 2 fumbles against RB Eddie George at Tennessee (Bengals recovered one) ... Led secondary Sept. 26 at Carolina with 5 tackles (4 solo), and recovered William Floyd fumble, setting up Cincinnati field goal ... Led CBs with 6 solo tackles Oct. 17 vs. Pittsburgh, the week after being sidelined with mild concussion ... Led team in solo tackles (8) and had 2 passes defended Oct. 24 at Indianapolis ... Had 6 solo tackles Oct. 31 vs. Jacksonville before succumbing to right ankle and left shoulder sprains that would put him on inactive list for Nov. 7 Seattle and Nov. 14 Tennessee games ... Saw limited action Nov. 21 vs. Baltimore, and returned to starting role Nov. 28 at Pittsburgh as Bengals began 3-game winning streak ... Had 5 solo tackles and 2 passes defended at Pitts-

burgh ... Recorded 6 solos and 1 pass defended in victory Dec. 5 vs. San Francisco ... Led team with 3 passes defended and added 3 tackles (2 solo) in victory Dec. 12 vs. Cleveland ... Had season-high 4 passes defended Dec. 26 at Baltimore, including end zone breakup against Patrick Johnson; led team in passes defended for second straight week ... Led secondary with 7 solo tackles Jan. 2 at Jacksonville and had 1 pass defended. **2000:** Started six games at RCB and was a season-long standout on special teams ... Finished seventh on defense in tackles (47) ... Led DBs in coaches' compilation of QB pressures (5) ... Led special teams in tackles (12) ... Started Games 1-4 at RCB before yielding spot to Rodney Heath ... Played as reserve in Games 5-14 ... Injuries opened the way for him to return to starting RCB role for Games 15-16 ... Opened season Sept. 10 vs. Cleveland with 4 solo tackles and a pass defended ... Had 6 solos and a pass defended Sept. 17 at Jacksonville, and posted 2 PDs with 4 solos Sept. 24 at Baltimore ... Led special teams with 3 tackles Oct. 15 at Pittsburgh, and also led with 3 special teams stops Nov. 19 at New England ... Had season-high 7 tackles (5 solo) in win Dec. 17 vs. Jacksonville, and forced a fumble against

RB Fred Taylor in third quarter (Jaguars recovered) ... Recovered fumble by RB Chris Warren at Bengals' 5-yard line in fourth quarter Dec. 24 at Philadelphia, returning it 12 yards.

COLLEGE: Came on strong in the second half of his senior season at UC, and impressed scouts with his performances at the Senior Bowl and Indianapolis scouting combine ... Was the earliest UC selection in the draft (43rd overall) since Alex Gordon was taken in the No. 42 spot by the N.Y. Jets in 1987 ... Had 46 tackles, 14 passes defended and 2 interceptions as a senior, helping lead Bearcats to their first bowl appearance since 1950 ... Had 4 solo tackles and 2 passes defended in UC's 35-19 Humanitarian Bowl victory over Utah State.

PERSONAL: Hometown is Johnstown, Pa. ... Now lives in Cincinnati ... Attended the same high school (Bishop McCort) as QB John Stofa, first player ever signed by Bengals ... Played RB as a prep senior and rushed for school-record 1487 yards and 26 TDs ... Business major at UC ... First name is pronounced "ar-TRELL."

ARTRELL HAWKINS' STATISTICS

YEAR	TEAM	G-S	Defense							Interceptions					Scoring				
			ST	AT	TT	SKS-YDS	PBU	FF	FR-YDS	NO	YDS	AVG	LG	TD	TD	IntRI	FFRI	S	PTS
1998	Cincinnati	16-16	65	5	70	1-9	17	2	1-25	3	21	7.0	12	0	—	—	—	—	—
1999	Cincinnati	14-13	61	7	68	0-0	16	2	1-0	0	0	—	—	0	—	—	—	—	—
2000	Cincinnati	16-6	43	4	47	0-0	9	1	1-12	0	0	—	—	0	—	—	—	—	—
2001	Cincinnati	14-13	44	27	71	0-0	8	2	1-0	3	26	8.7	22	0	—	—	—	—	—
CAREER		60-48	213	43	256	1-9	50	7	4-37	6	47	7.8	22	0	—	—	—	—	—

		Special Teams								Kickoff Returns						Punt Returns					
YEAR	TEAM	ST	AT	TT	FF	YR- FDS	BP	BFG	BXP	NO	YDS	AVG	FC	LG	TD	NO	YDS	AVG	FC	LG	TD
1998	Cincinnati	1	0	1	0	0-0	0	0	0	—	—	—	—	—	—	—	—	—	—	—	—
2000	Cincinnati	9	3	12	0	0-0	0	0	0	—	—	—	—	—	—	—	—	—	—	—	—
CAREER		10	3	13	0	0-0	0	0	0	—	—	—	—	—	—	—	—	—	—	—	—

HAWKINS' 2001 GAME-BY-GAME DEFENSIVE STATISTICS

DATE	OPPONENT	ST	AT	TT	SKS-YDS	INT-YDS	PBU	FF	FR-YDS
9-9	NEW ENGLAND	4	6	10	0-0	0-0	0	0	0-0
9-23	BALTIMORE	1	4	5	0-0	1-22	1	0	0-0
9-30	at San Diego	1	4	5	0-0	0-0	0	0	0-0
10-7	at Pittsburgh	4	1	5	0-0	0-0	1	0	1-0
10-14	CLEVELAND	2	0	2	0-0	0-0	0	0	0-0
10-21	CHICAGO	3	2	5	0-0	0-0	0	1	0-0
10-28	at Detroit	4	3	7	0-0	0-0	1	0	0-0
11-4	—BYE—								
11-11	at Jacksonville	8	1	9	0-0	0-0	0	0	0-0
11-18	TENNESSEE	4	1	5	0-0	1-3	0	1	0-0
11-25	at Cleveland	0	0	0	0-0	0-0	0	0	0-0
12-2	TAMPA BAY				INACTIVE				
12-9	JACKSONVILLE				INACTIVE				
12-16	at New York Jets	2	1	3	0-0	0-0	1	0	0-0
12-23	at Baltimore	2	3	5	0-0	0-0	2	0	0-0
12-30	PITTSBURGH	8	1	9	0-0	1-1	1	0	0-0
1-6	at Tennessee	1	0	1	0-0	0-0	1	0	0-0
TOTALS		44	27	71	0-0	3-26	8	2	1-0



Ht: 5-10 Wt: 177

College: Minnesota

4th year in NFL

2001 Games-Starts: 5-5; Career Games-Starts: 34-23

Contract status as of 7-10-02: In second season of a three-year deal

Acquired: FA '99

Born: 10-29-74

A Cincinnati native who was two years out of college before getting his first NFL tryout, Heath has been a starting CB when healthy for most of his three seasons ... Opened 2001 as starting LCB, but was forced to Injured Reserve list after suffering severe hamstring tear in Game 5, Oct. 14 vs. Cleveland ... Unable to practice at minicamp in May, 2002, but is expected to be ready for training camp ... Led the team in passes broken up (5) at the time of his injury last season ... Made key plays in victory Sept. 23 vs. Baltimore that broke 12-game Ravens winning streak.

2001 PARTICIPATION: Started at LCB in Games 1-5 ... Suffered severely torn left hamstring Oct. 14 vs. Cleveland, and placed on Injured Reserve list Oct. 16 ... Underwent surgery to repair hamstring on Oct. 20.

2001 HIGHLIGHTS: Had team-high 3 passes broken up (PBU) and a fumble recovery in victory Sept. 23 vs. Baltimore ... Recovered Todd Heap fumble forced by Steve Foley at Ravens' 33 in third quarter, and Bengals capitalized for TD drive and 14-3 lead ... Credited with 2 solo tackles vs. Ravens ... Had season-high 5 tackles (3 solo) Oct. 7 at Pittsburgh, plus 2 PBU and a forced fumble ... The first PBU came on first-and-goal from Bengals' 5-yard line in first quarter when he knocked away a pass intended for WR Plaxico Burress in the end zone ... The Bengals went on to make a successful goal-line stand ... Forced a fumble by Burress in second quarter, but Steelers recovered ... Had 2 tackles (1 solo) Oct. 14 vs. Cleveland before suffering hamstring injury.

NEVER GIVE UP: Heath qualifies as one of the Bengals' best-ever longshot roster stories. Though he starred in football at Cincinnati's Western Hills High School and the University of Minnesota, he was not considered an NFL prospect upon leaving college. Prior to being granted a 1999 tryout with Bengals, his only pro football experience since leaving college in 1996 had come in the little-known Professional Indoor Football League.

PREVIOUS SEASONS — 1999: Signed with Bengals as a free agent on Jan. 27 ... Earned roster spot in preseason ... Opened regular season as defensive reserve, but took over starting LCB position for Games 2-5 after season-ending injury to Charles Fisher ... Played as defensive reserve in Games 6-9, and returned to starting role at RCB for Games 10-11, subbing for injured Artrell Hawkins ... Returned to starting LCB for Games 12-14 ... Played as reserve in Games 15-16 as Tom Carter took LCB job ... Heath was a virtual one-man show in victory at Pittsburgh on Nov. 28, earning the coaches' defensive Game

Ball with two INTs, one for a 58-yard TD, and a game-sealing pass defended late in the fourth quarter ... Totaled 5 passes defended at Pittsburgh, most by any Bengal in a game all season, and led the defense at Steelers with 8 tackles (7 solo) ... Thrust into LCB role in his NFL debut, Sept. 12 at Tennessee, after injury sidelined Charles Fisher ... Responded with a forced fumble against WR Yancey Thigpen in second quarter (Bengals recovered), and intercepted Steve McNair pass in third quarter, with 5-yard return from Bengals' 37 ... Made first start Sept. 19 vs. San Diego and had 6 solo tackles ... Had 2 passes defended in start at RCB on Nov. 14 vs. Tennessee, and recovered Eddie George fumble at Bengals' 29 in fourth quarter ... Had 5 solos, a forced fumble and a pass defended in victory Dec. 5 vs. San Francisco ... Had 2 passes defended Dec. 12 vs. Cleveland, and recovered Ronnie Powell fumble at Browns' 43 in third quarter while covering a kick-off. **2000:** Started nine straight games at RCB before a shoulder injury sidelined him for the final three games ... Led team in passes defended in both coaches stats (16) and press box stats (12) ... Played as reserve CB in Games 1-4 ... Moved ahead of Artrell Hawkins to starting RCB for Games 5-13 ... Suffered shoulder separation in Game 13, Dec. 3 vs. Arizona, and placed Dec. 4 on Injured Reserve ... Ranked seventh on team in tackles in press box stats with 44 (40 solo) ... Had at least one pass defended in six consecutive games between Oct. 1 and Nov. 12, longest streak by a Bengal in 2000 ... Opened season Sept. 10 vs. Cleveland with 2 passes defended and 2 solo tackles ... Assumed starting RCB role Oct. 8 vs. Tennessee and contributed 3 solos, a pass defended and a fumble recovery ... Fumble recovery vs. Titans halted a scoring threat, as he recovered Eddie George fumble at the goal line for a first-quarter touchback ... On Oct. 15 at Pittsburgh, had 3 tackles (2 solo), a pass defended and 2 QB pressures ... Tied for second on the team with 7 solo tackles in victory Oct. 22 vs. Denver ... 5 solos and a pass defended in win Oct. 29 at Cleveland ... Posted season-high 8 tackles (all solo) in victory Dec. 3 vs. Arizona before suffering shoulder separation in fourth quarter ... Had one kickoff return for 22 yards Sept. 24 at Baltimore ... Ranked tied for fifth in special teams tackles with 6 (5 solo).

OTHER PRO EXPERIENCE: Played for Minnesota Monsters of Professional Indoor Football League from 1997-98.

COLLEGE: Started every game at the University of Minnesota as a junior and senior (1995-96), playing SS and CB and also returning punts ... Averaged 10.6 yards as a punt returner over his final two college seasons ...

Finished his college career ranked first in school history with 52 punt returns and fifth on school's all-time interceptions list (9).

PERSONAL: Hometown is Cincinnati ... Attended Western Hills High School, where as a senior he was league

football MVP, an all-state choice and *The Cincinnati Post* Defensive Player of the Year ... Lettered four years in baseball and football at Western Hills ... Holds bachelor's degree in sports studies from Minnesota ... Married (wife Kim) with a daughter, Autumn, 5 ... Full name is Rodney Larece Heath.

RODNEY HEATH'S STATISTICS

YEAR TEAM	G-S	Defense						Interceptions					Scoring				
		ST	AT	TT	SKS-YDS	PBU	FR-YDS	NO	YDS	AVG	LG	TD	TD	IntRt	FRRI	S	PTS
1997					DID NOT PLAY*				DID NOT PLAY*					DID NOT PLAY*			
1998					DID NOT PLAY*				DID NOT PLAY*					DID NOT PLAY*			
1999 Cincinnati	16-9	43	3	46	0-0	18	2 1-(-4)	3	72	24.0	58-1	1	1	1	0	0	6
2000 Cincinnati	13-9	40	4	44	0-0	12	0 1-0	0	0	—	—	0	0	0	0	0	0
2001 Cincinnati	5-5	12	5	17	0-0	5	1 1-0	0	0	—	—	0	0	0	0	0	0
CAREER	34-23	95	12	107	0-0	35	3 3-(-4)	3	72	24.0	58-1	1	1	1	0	0	6

		Special Teams								Kickoff Returns						Punt Returns					
YEAR TEAM		ST	AT	TT	FF	FR-YDS	BP	BFG	BXP	NO	YDS	AVG	FC	LG	TD	NO	YDS	AVG	FC	LG	TD
1999	Cincinnati	2	1	3	0	1-0	0	0	0	0	0	—	0	—	0	—	—	—	—	—	—
2000	Cincinnati	5	1	6	0	0-0	0	0	0	1	22	22.0	0	22	0	—	—	—	—	—	—
2001	Cincinnati	1	0	1	0	0-0	0	0	0	0	0	—	0	—	0	—	—	—	—	—	—
CAREER		8	2	10	0	1-0	0	0	0	1	22	22.0	0	22	0	—	—	—	—	—	—

*NOTE: Heath was not with an NFL team in 1997 or '98. He played for Minnesota of the Professional Indoor Football League in 1997 and '98.

HEATH'S 2001 GAME-BY-GAME DEFENSIVE STATISTICS

DATE	OPPONENT	ST	AT	TT	SKS-YDS	INT-YDS	PBU	FF	FR-YDS
9-9	NEW ENGLAND	2		2	4 0-0	0-0	0	0	0-0
9-23	BALTIMORE	2		0	2 0-0	0-0	3	0	1-0
9-30	at San Diego	4		0	4 0-0	0-0	0	0	0-0
10-7	at Pittsburgh	3		2	5 0-0	0-0	2	1	0-0
10-14	CLEVELAND	1		1	2 0-0	0-0	0	0	0-0
10-21	CHICAGO				RESERVE / INJURED				
10-28	at Detroit				RESERVE / INJURED				
11-4	—BYE—								
11-11	at Jacksonville				RESERVE / INJURED				
11-18	TENNESSEE				RESERVE / INJURED				
11-25	at Cleveland				RESERVE / INJURED				
12-2	TAMPA BAY				RESERVE / INJURED				
12-9	JACKSONVILLE				RESERVE / INJURED				
12-16	at New York Jets				RESERVE / INJURED				
12-23	at Baltimore				RESERVE / INJURED				
12-30	PITTSBURGH				RESERVE / INJURED				
1-6	at Tennessee				RESERVE / INJURED				
TOTALS		12	5	17	0-0	0-0	5	1	1-0

2001 BENGAL BITES

- The Bengals tied a team record in 2001 by holding six consecutive opponents under 300 yards total offense. The streak occurred in Games 7-12. In Games 10-14, the Bengals held five straight opponents under 20 points, the first such streak since Games 1-5 of 1989.
- The Bengals recovered both of their inside kick attempts in 2001 — Sept. 30 at San Diego and Dec. 30 vs. Pittsburgh. The recovery vs. Pittsburgh set up a game-tying TD that sent the game into overtime, and the Bengals went on to win. Only two other teams, Atlanta and New Orleans, recovered two inside kicks last season, and the Bengals were the only team to have a 100% recovery rate on more than one try.
- The Bengals improved on their 2000 third-down performance on both sides of the ball. Defensively, Cincinnati had an opponents' conversion rate of 38.2% (86-225). In 2000, the Bengals allowed a rate of 42.7%. Offensively, the 2001 Bengals had a conversion rate of 38.3% (93-243). In 2000, they were at 33.9%.
- The Bengals converted their only two-point conversion in 2001, hitting a pass from Jon Kitna to Ron Dugans on Oct. 14 vs. Cleveland. Opponents went 1-for-4. Since the NFL adopted the two-point option in 1994, the Bengals are 11 for 26 (42.3%) and Cincinnati opponents are 8 for 21 (38.1%).

WR



T.J. HOUSHMANDZADEH



84

Ht: 6-1 Wt: 197
College: Oregon State
2nd year in NFL

2001 Games-Starts: 12-1; Career Games-Starts: 12-1
Contract status as of 7-10-02: In second season of a three-year deal
Acquired: D7 '01 (204th overall)
Born: 9-26-77

Seventh-round pick in 2001 NFL Draft returns for second NFL season with high promise ... Started slowly as a rookie due to preseason injury, but flashed near season's end with 14 catches for 161 yards in Games 14-15 ... Became a primary contributor on punt and kickoff returns by season's end ... Averaged 13.6 yards on punt returns, including an 86-yarder, and set a team record for most punt return yards in a game (126).

2001 PARTICIPATION: Drafted by Cincinnati in seventh round (204th overall) ... Signed July 18 ... Played in Games 3 and 6-16 ... Inactive for Games 1-2 and 4-5 ... Unable to play at start of season due to left heel injury suffered in preseason ... Got credit for one start, Dec. 23 at Baltimore ... Saw limited action Jan. 6 at Tennessee, sidelined early by right ankle sprain.

2001 HIGHLIGHTS: Finished rookie season with 21 pass receptions for 228 yards, 12 punt returns for 13.6 avg. and 10 kickoff returns for 18.5 avg. ... Made NFL debut Sept. 30 at San Diego and had a 10-yard punt return ... Led the Bengals Nov. 11 at Jacksonville with 6 catches and 62 receiving yards, and he also had a key downfield block on Corey Dillon's second-quarter TD run ... Had catches of 23 and 5 yards at Jacksonville on Bengals' TD drive in the second quarter ... Assumed punt returning duties Nov. 25 at Cleveland for injured Peter Warrick and set team record with 126 punt return yards on 5 returns (25.2 average), including an 86-yarder to the Cleveland 5 ... Previous Bengals mark for punt return yards in a game had been 106 by Tommy Casanova on Oct. 8, 1972 vs. Denver ... The 86-yarder vs. Cleveland tied for the third-longest punt return in team history, and the 126 total was the most punt return yards in a game by an AFC player in 2001 ... Led the Bengals in receiving Dec. 23 at Baltimore with 63 yards on 5 catches ... Was in the lineup for the first play at Baltimore and earned credit for his first start ... Also at Baltimore, had 3 kickoff returns for 56 yards (18.7) and

a 4-yard punt return ... Had season highs of 9 catches and 98 yards in victory Dec. 30 vs. Pittsburgh, including 3 catches for 33 yards on the game-tying TD drive in the fourth quarter ... Also drew a 5-yard pass interference call against Steelers on the tying TD drive ... One of his catches on the drive was a 20-yarder on a third-and-6 play.

KITNA'S EYE WAS ON T.J.: Though only a seventh-round draft pick, Houshmandzadeh showed he has the size and speed to be a significant presence on the field in key situations. One example: On Dec. 30 vs. Pittsburgh, when the Bengals drove 10 plays in the fourth quarter for a game-tying TD, the first 6 passes by QB Jon Kitna were intended for Houshmandzadeh. Three were complete, one resulted in a pass interference call against Pittsburgh, and two were incomplete.

COLLEGE: As an Oregon State senior in 2000, Houshmandzadeh was the top-producing WR in a passing game that helped spark Beavers to No. 4 national ranking and a Fiesta Bowl victory over Notre Dame ... Including Fiesta Bowl, caught 48 passes for 730 yards with 7 TDs on the season ... His WR teammate at OSU, Chad Johnson, joined Bengals last season as a second-round draft pick ... Played his freshman and sophomore seasons at Cerritos (Ariz.) College ... Had a 100-yard KOR for a TD in each of his Cerritos seasons.

PERSONAL: Born in Victor Valley, Calif. ... Hometown is Barstow, Calif. ... Played RB for Barstow High School and led club to a 10-1-1 record as a senior ... Offseason residence is Los Angeles ... Has one child, Karrington (born 8-2-00) ... Favorite hobbies are spending time with family, basketball, pool and PlayStation ... Physical education major at Oregon State ... Full name is Touraj Houshmandzadeh ... First name is pronounced "TOO-raj" and last name is pronounced "hoosh(rhymes with push)-mahn-ZAH-duh."

T.J. HOUSHMANDZADEH'S STATISTICS

YEAR TEAM	G-S	Receiving						Rushing						Scoring					
		NO	YDS	AVG	LG	TD		ATT	YDS	AVG	LG	TD		TD	TD-R	TD-P	TD-RT	2-PT	PTS
2001 Cincinnati	12-1	21	228	10.9	23	0		—	—	—	—	—		—	—	—	—	—	—
CAREER	12-1	21	228	10.9	23	0		—	—	—	—	—		—	—	—	—	—	—

YEAR TEAM	Special Teams								Kickoff Returns						Punt Returns					
	ST	AT	TT	FF	YDS	BP	BFG	BXP	NO	YDS	AVG	FC	LG	TD	NO	YDS	AVG	FC	LG	TD
2001 Cincinnati	—	—	—	—	—	—	—	—	10	185	18.5	0	23	0	12	163	13.6	5	86	0
CAREER	—	—	—	—	—	—	—	—	10	185	18.5	0	23	0	12	163	13.6	5	86	0

— HOUSHMANDZADEH'S SINGLE-GAME HIGHS —

RECEIVING — Receptions: 9 vs. Pitt. 12-30-01; Yards: 98 vs. Pitt. 12-30-01; Long: 23 at Jax. 11-11-01.
KICKOFF RETURNS — Returns: 4 vs. Pitt. 12-30-01; Yards: 84 vs. Pitt. 12-30-01; Long: 23 vs. Pitt. 12-30-01.
PUNT RETURNS — Returns: 5 at Cle. 11-25-01; Yards: 126 at Cle. 11-25-01; Long: 86 at Cle. 11-25-01.

— HOUSHMANDZADEH'S 2001 GAME-BY-GAME STATISTICS —

		Receiving					Kickoff Returns						Punt Returns					
DATE	OPPONENT	NO	YDS	AVG	LG	TD	NO	YDS	AVG	FC	LG	TD	NO	YDS	AVG	FC	LG	TD
9-9	NEW ENGLAND			INACTIVE					INACTIVE				INACTIVE					
9-23	BALTIMORE			INACTIVE					INACTIVE									
9-30	at San Diego	0	0	—	—	0	0	0	—	0	—	0	1	10	10.0	0	10	0
10-7	at Pittsburgh			INACTIVE					INACTIVE									
10-14	CLEVELAND			INACTIVE					INACTIVE									
10-21	CHICAGO	0	0	—	—	0	0	0	—	0	—	0	0	0	—	0	—	0
10-28	at Detroit	0	0	—	—	0	0	0	—	0	—	0	0	0	—	0	—	0
11-4	—BYE—																	
11-11	at Jacksonville	6	62	10.3	23	0	0	0	—	0	—	0	0	0	—	0	—	0
11-18	TENNESSEE	0	0	—	—	0	1	13	13.0	0	13	0	1	8	8.0	2	8	0
11-25	at Cleveland	0	0	—	—	0	0	0	—	0	—	0	5	126	25.2	0	86	0
12-2	TAMPA BAY	0	0	—	—	0	1	14	14.0	0	14	0	1	8	8.0	1	8	0
12-9	JACKSONVILLE	0	0	—	—	0	1	18	18.0	0	18	0	1	0	0.0	0	0	0
12-16	at New York Jets	1	5	5.0	5	0	0	0	—	0	—	0	0	0	—	1	—	0
12-23	at Baltimore	5	63	12.6	20	0	3	56	18.7	0	20	0	1	4	4.0	1	4	0
12-30	PITTSBURGH	9	98	10.9	20	0	4	84	21.0	0	23	0	2	7	3.5	0	7	0
1-6	at Tennessee	0	0	—	—	0	0	0	—	0	—	0	0	0	—	0	—	0
TOTALS		21	228	10.9	23	0	10	185	18.5	0	23	0	12	163	13.6	5	86	0

WR



KHORI IVY

Ht: 6-3 **Wt:** 195

College: West Virginia

1st year in NFL*

2001 Games-Starts: 0-0; **Career Games-Starts:** 0-0

Contract status as of 7-10-02: In first season of a three-year deal

Acquired: FA '02

Born: 3-16-78



10

THE PLAYERS

Former West Virginia wideout was signed to Bengals offseason roster on 1-8-02 after spending the 2001 season's last three games on Cincinnati practice squad ... Played for F.C. Barcelona in 2002 NFL Europe season, catching 27 passes for 350 yards (13.0 avg.) and 2 TDs ... Had 6 catches for 111 yards, including a 59-yard TD, in Week 9 at Amsterdam ... Had a 43-yard catch in Week 8 vs. Rhein ... Averaged 11.9 yards on 10 punt returns and 21.2 yards on 5 kickoff returns.

2001 RECAP: Entered NFL on April 23 as rookie free agent with Tampa Bay ... Had 1 pass reception for 3 yards for Bucs in preseason ... Waived Sept. 3 ... Signed Oct. 3 to New England practice squad ... Released by New England on Oct. 27 ... Signed Dec. 18 to Bengals practice squad ... On Cincinnati practice squad for Games 14-16.

COLLEGE: Four-year letterman and three-year starter

for WVU ... Closed his career as No. 2 in career receiving yards (2412) and No. 3 in receptions (160) ... Was voted by teammates as Mountaineers' MVP as a senior in 2000, after catching 47 passes for 806 yards and 7 TDs ... Won the Ira Rodgers Award from WVU coaches for all-around excellence ... Started 34 of 44 games, and had a streak of 40 consecutive games with at least 1 catch.

PERSONAL: Hometown is Boca Raton, Fla., where he still resides in the offseason ... Attended Boca Raton Community High School ... Named a Big East Academic All-Star at West Virginia ... His hobbies include video games, basketball and working out ... Full name is Khorri Donnell Ivy ... First name is pronounced as "Corey."

* Ivy did not earn an accrued year of experience toward NFL free agency in 2001 because he was not on an NFL 53-player roster, a Reserve/Injured list or a Reserve/Physically Unable to Perform list for the required minimum of six games. He is designated a first-year player in 2002.

OUTSTANDING OFFENSE

The Bengals amassed a club-record 621 yards net offense in a 52-21 victory over the New York Jets on Dec. 21, 1986. No NFL team has since matched that total in a regulation-time game.

The only higher output since then came in an overtime game in 1990, as Washington produced 676 yards in a 41-38 victory over Detroit. That game lasted 9:50 into the overtime period.



JOHN JACKSON



65

Ht: 6-6 Wt: 300

College: Eastern Kentucky

15th year in NFL

2001 Games-Starts: 11-0; Career Games-Starts: 203-166

Contract status as of 7-10-02: One-year contract for 2002

Acquired: FA '00

Born: 1-4-65

Cincinnati native is in his 15th NFL season and his third with the Bengals ... Passed the 200 mark in games played in 2001, becoming the 171st NFL player to reach the milestone ... Has 203 games played entering 2002 season, most of any current Bengals player ... Was on starting offensive line for top individual rushing game in NFL history, 278 yards by Corey Dillon vs. Denver in 2000 ... Started all 13 of Pittsburgh's postseason games from 1989-97, including Super Bowl XXX against Dallas and three AFC Championship games ... Was made available to Houston Texans in Feb., 2002 expansion draft, but was not selected ... Became an unrestricted free agent on March 1, when Bengals did not renew his 2002 contract option, but re-signed with Cincinnati on March 6.

2001 RECAP: Played in his 200th NFL game Dec. 9 vs. Jacksonville ... Played in 11 games on the season ... Had key role in victory Jan. 6 at Tennessee, replacing injured LOT Richmond Webb in second quarter and going the rest of the way against Pro Bowl DE Jevon Kearse, who had 2 tackles and no sacks on the day ... Active but did not play for Games 1-4, and made 2001 debut on Oct. 14 vs. Cleveland in goal line offense and on special teams ... Played in 11 of the last 12 games, missing only Dec. 23 at Baltimore (active-DNP) ... Replaced Willie Anderson at ROT in Game 6, Oct. 21 vs. Chicago, when Anderson was sidelined with mild concussion ... Saw action as a blocking TE in Game 13, Dec. 16 at N.Y. Jets ... Has 166 career NFL starts, second on the current Bengals roster to OT Richmond Webb (179).

PREVIOUS SEASONS — 1988: Drafted in 10th round by Pittsburgh (252nd overall) ... Selected with extra choice obtained from Tampa Bay for defensive back Rick Woods ... Played in all 16 games as rookie, primarily on special teams. **1989:** Played in 14 games for Steelers, starting last 12 at LT ... Inactive for first two games with ankle injury suffered in preseason. **1990:** Started all 16 games for first time in career ... Was one of three Steelers offensive linemen to start all 16 games. **1991:** Started all 16 games for second straight year at LT. **1992:** Started 13 games for Steelers, extending streak of consecutive starts to 49 ... Started first five games before splitting time with Justin Strzelczyk for three weeks in midseason ... Returned to starting lineup for final eight games in addition to postseason ... In playoffs vs. Buffalo on 1-9-93, left game in fourth quarter after suffering spinal cord contusion in lower back. **1993:** Started all 16 Steelers games at LT for third time in four seasons ... Extended games played streak to 78 ... Earned Game Ball along with rest of offensive line vs. San Diego Oct. 10 after ending Leslie O'Neal's sack

streak at eight games ... Held NFL sacks co-leader Renaldo Turnbull without a sack Oct. 17 vs. New Orleans ... Held Bruce Smith without sack Nov. 15 vs. Buffalo ... Started and played entire playoff game at Kansas City on 1-8-94. **1994:** Started all 16 games and both Steelers playoff contests at LT ... Key component of offensive line which paved way for NFL rushing title ... Selected as an alternate in AFC Pro Bowl voting. **1995:** Played 11 games for Pittsburgh's AFC Championship team and made nine starts at LT ... Selected to *USA Today* All-Pro team ... Started first three games before being placed on inactive list with knee injury in Week 4 ... Started next three weeks ... Had surgery to repair right knee Oct. 24 ... Returned to practice Nov. 20 ... Saw action in Game 12 at Cleveland on Nov. 26 ... Played majority of second half at LT vs. Houston Dec. 3 ... Returned to starting LT spot at Oakland Dec. 10 ... Started remainder of season ... Started all three playoff games, including Super Bowl XXX against Dallas on 1-28-96 ... Pittsburgh's offensive line held opponents to 24 sacks as team set record with 592 pass attempts ... Line allowed one sack per 24.7 pass attempts. **1996:** Started all 16 regular-season games and both Pittsburgh playoff games — vs. Indianapolis on 12-29-96 and at New England on 1-5-97 ... Voted alternate to Pro Bowl ... Named second team All-Pro by *Football Digest* and second team All-AFC by *United Press International* ... Made 100th career start vs. Buffalo Sept. 16 ... Part of line that blocked for Jerome Bettis, AFC's second-leading rusher ... Helped Bettis to what was then the best season of his career (1431 yards) ... Line allowed just one sack every 21.7 pass attempts. **1997:** Started all 16 regular-season contests and both playoff games for Pittsburgh ... Part of offensive unit which featured 1000-yard rusher (Jerome Bettis, 1665), 1000-yard receiver (Yancey Thigpen, 1398) and 3000-yard passer (Kordell Stewart, 3020) for just second time in team history ... Jackson also helped pave way as Steelers captured their third NFL rushing title since 1970 ... Steelers led NFL with 154 rushing first downs and tied for third in the league with 326 total first downs ... Pittsburgh also finished number one in NFL for fewest sacks allowed (20). **1998:** Signed with San Diego on Feb. 18 as unrestricted free agent ... Started all 16 games at LT in first season with Chargers ... Extended streak of consecutive games played to 48 ... With Jackson at LT, Chargers allowed 14 fewer sacks in 1998 (37) than in 1997 (51) and rushed for 6 more touchdowns (11 in 1998, 5 in 1997). **1999:** Started 15 of 16 games, playing LT for San Diego ... Only contest Jackson missed was Game 4 at Detroit Oct. 10, due to back injury ... Returned to starting lineup Game 5 vs. Seattle Oct. 17. **2000:** Signed with Cincinnati as free agent on July 23 ... Opened the season in backup role, but con-

tested Rod Jones for starting LT job as season progressed ... Bengals posted 3-2 record in Jackson's five starts ... Saw significant action in second half of season opener, Sept. 10 vs. Cleveland, replacing Jones at LT ... Active but DNP in Games 2 and 4-5, and played briefly in Game 3 ... Replaced Jones at LT in fourth quarter of Game 6, Oct. 15 at Pittsburgh, and promoted to starting LT for Game 7, Oct. 22 vs. Denver ... Graded "outstanding" (92%) in coaches' film review of Denver game, playing all but one offensive snap as Bengals claimed first victory of season with NFL-record 278-yard rushing game by HB Corey Dillon ... Bengals also set team record vs. Denver with 407 rushing yards ... Started at LT in victory Oct. 29 at Cleveland, but was sidelined in second quarter with hamstring pull ... On inactive list Nov. 5 vs. Baltimore ... Returned to starting LT role for Game 10, Nov. 12 at Dallas, but sidelined in second quarter with reaggravation of hamstring injury ... Inactive for Games 11-12, and active but DNP for Games 13-14 ... Returned to starting LT for final two games, Dec. 17 vs. Jacksonville and Dec. 24 at Philadelphia ... Cited in coaches' reports for solid work vs. DE Tony Brackens in win over Jacksonville, handling assignments one-on-one with no double-team help ... High marks for performance at Philadelphia vs. Pro Bowl DE Hugh Douglas.

COLLEGE: Three-year starter at Eastern Kentucky ... Team's co-captain as senior and earned All-Ohio Valley Conference honors ... Graduated in 1991 with degree in police administration and minor in physical education.

PERSONAL: Born in Okinawa Kwe, Japan, but grew up in Cincinnati ... Attended Woodward High School ... Helped fund new sports facility at his alma mater, Eastern Kentucky University ... John and wife Joan have two sons, Josh (born 10-2-88) and Jordan (8-6-92) ... In February, 1998, John and Joan started the John and Joan Jackson Foundation (based in Cincinnati), which supports Boys & Girls Clubs and Habitat for Humanity, and also gives out

scholarships to nine high schools in Hamilton County totaling \$18,000 ... John and Joan appeared on the Oprah Winfrey show in October, 1997, and brought \$5000 worth of coins in a wheelbarrow for Oprah's Angel Network, which sends one child from each U.S. state to college ... Favorite hobby is golf ... Joan majored in data processing and text editing at the University of Cincinnati.

JOHN JACKSON'S STATISTICS

YEAR	TEAM	GAMES	STARTS
1988	Pittsburgh	16	0
1989	Pittsburgh	14	12
1990	Pittsburgh	16	16
1991	Pittsburgh	16	16
1992	Pittsburgh	16	13
1993	Pittsburgh	16	16
1994	Pittsburgh	16	16
1995	Pittsburgh	11	9
1996	Pittsburgh	16	16
1997	Pittsburgh	16	16
1998	San Diego	16	16
1999	San Diego	15	15
2000	Cincinnati	8	5
2001	Cincinnati	11	0
PITT. TOTALS		153	130
S.D. TOTALS		31	31
CIN. TOTALS		19	5
CAREER		203	166

— POSTSEASON —

YEAR	TEAM	GAMES	STARTS
1989	Pittsburgh	2	2
1992	Pittsburgh	1	1
1993	Pittsburgh	1	1
1994	Pittsburgh	2	2
1995	Pittsburgh	3	3
1996	Pittsburgh	2	2
1997	Pittsburgh	2	2
CAREER		13	13

CB



LIGARIUS JENNINGS



25

Ht: 5-8 Wt: 202

College: Tennessee State

2nd year in NFL

2001 Games-Starts: 9-0 (0-0 Det., 9-0 Cin.); Career Games-Starts: 9-0

Contract status as of 7-10-02: In second season of a three-year deal

Acquired: FA '01

Born: 11-3-77

Jennings enters his first full Bengals season in 2002, after playing in nine of the final 11 games last season ... Rookie CB with good special teams ability joined Cincinnati in October of 2001, signed from Detroit practice squad ... Played in spring 2002 for Amsterdam Admirals in NFL Europe League, where he had 2 interceptions, 9 passes defensed (second-most on team), 39 tackles (fourth on team) and 6 special teams stops.

2001 PARTICIPATION: Began NFL career with Detroit, signing April 27 as rookie free agent ... Released by Lions on Sept. 2 and signed Sept. 4 to Detroit practice squad ... Signed to Bengals' 53-player roster Oct. 16 ...

Played for Cincinnati in Games 6-9, 11-12 and 14-16 ... Inactive for Game 10, Nov. 25 at Cleveland ... Sustained right ankle sprain Dec. 9 vs. Jacksonville and was inactive due to the injury on Dec. 16 at N.Y. Jets.

2001 HIGHLIGHTS: Had 6 preseason tackles for Detroit ... Saw significant action for Bengals as a nickel back Oct. 21 vs. Chicago, with 3 solo tackles ... Saw significant playing time at cornerback Oct. 28 at Detroit and credited with 2 solo tackles against his former team ... Recorded 1 solo tackle Nov. 11 at Jacksonville and tied for team lead with 3 special teams stops ... Made 1 special teams tackle Dec. 23 at Baltimore.

(continued)

(Ligarius Jennings, continued)

COLLEGE: Four-year starter at Tennessee State, and twice earned All-Ohio Valley Conference honors ... Had 7 INTs and 176 tackles for his career.

PERSONAL: Hometown is Birmingham, Ala. ... At-

tended Wenonah High School, where he led the team to an unbeaten season as a senior, earning all-state honors ... Also was an all-city baseball performer at Wenonah ... Holds Bachelor of Business Administration degree (in business information) from Tennessee State ... Single ... Full name is Ligarius Terez Jennings ... First name is pronounced "lih-GAIR-ee-us" ... Nickname is "Bo."

LIGARIUS JENNINGS' STATISTICS

			Defense							Interceptions					Scoring				
YEAR	TEAM	G-S	ST	AT	TT	SKS- YDS	PBU	FF	FR- YDS	NO	YDS	AVG	LG	TD	TD	IntRt	FRFRt	S	PTS
2001	Detroit	0-0	DID NOT PLAY*							DID NOT PLAY*					DID NOT PLAY*				
	Cincinnati	9-0	6	0	6	0-0	0	0	0-0	—	—	—	—	—	—	—	—	—	—
DET. TOTALS		0-0	0	0	0	0-0	0	0	0-0	—	—	—	—	—	—	—	—	—	—
CIN. TOTALS		9-0	6	0	6	0-0	0	0	0-0	—	—	—	—	—	—	—	—	—	—
CAREER		9-0	6	0	6	0-0	0	0	0-0	—	—	—	—	—	—	—	—	—	—

		Special Teams								Kickoff Returns						Punt Returns					
YEAR	TEAM	FR-								NO	YDS	AVG	FC	LG	TD	NO	YDS	AVG	FC	LG	TD
		ST	AT	TT	FF	YDS	BP	BFG	BXP												
2001	Detroit Cincinnati	DID NOT PLAY*								DID NOT PLAY*						DID NOT PLAY*					
		5	0	5	0	0-0	0	0	0	—	—	—	—	—	—	—	—	—	—	—	—
DET. TOTALS		0	0	0	0	0-0	0	0	0	—	—	—	—	—	—	—	—	—	—	—	—
CIN. TOTALS		5	0	5	0	0-0	0	0	0	—	—	—	—	—	—	—	—	—	—	—	—
CAREER		5	0	5	0	0-0	0	0	0	—	—	—	—	—	—	—	—	—	—	—	—

*NOTE: Jennings was on the practice squad for four games with Detroit in 2001.

JENNINGS' 2001 GAME-BY-GAME DEFENSIVE STATISTICS

DATE	OPPONENT	ST	AT	TT	SKS-YDS	INT-YDS	PBU	FF	FR-YDS
9-9	at Green Bay				Detroit				
9-23	at Cleveland				PRACTICE SQUAD				
9-30	—BYE—				PRACTICE SQUAD				
10-8	ST. LOUIS				PRACTICE SQUAD				
10-14	at Minnesota				PRACTICE SQUAD				
10-21	CHICAGO	3	0	3	0-0	0-0	0	0	0-0
10-28	at Detroit	2	0	2	0-0	0-0	0	0	0-0
11-4	—BYE—				Cincinnati				
11-11	at Jacksonville	1	0	1	0-0	0-0	0	0	0-0
11-18	TENNESSEE	0	0	0	0-0	0-0	0	0	0-0
11-25	at Cleveland				INACTIVE				
12-2	TAMPA BAY	0	0	0	0-0	0-0	0	0	0-0
12-9	JACKSONVILLE	0	0	0	0-0	0-0	0	0	0-0
12-16	at New York Jets				INACTIVE				
12-23	at Baltimore	0	0	0	0-0	0-0	0	0	0-0
12-30	PITTSBURGH	0	0	0	0-0	0-0	0	0	0-0
1-6	at Tennessee	0	0	0	0-0	0-0	0	0	0-0
2001 TOTALS		6	0	6	0-0	0-0	0	0	0-0

GET THE POINT?

In 2001, Bengals HB **Corey Dillon** scored a team-high 78 points (13 TDs), marking only the third time in the franchise's 34 seasons that a non-kicker topped the team in points.

In 1979, FB **Pete Johnson** led the team in scoring with 90 points (15 TDs), and FB **Ickey Woods** was the team's leading scorer with 90 points (15 TDs) in '88.

The Bengals' single-season scoring record is held by K **Doug Pelfrey**, who scored 121 points in 1995 (29 FGs, 34 PATs).



Ht: 6-2 Wt: 192

College: Oregon State

2nd year in NFL

2001 Games-Starts: 12-3; Career Games-Starts: 12-3

Contract status as of 7-10-02: In second season of a four-year deal

Acquired: D2 '01 (36th overall)

Born: 1-9-78

Bengals' second-round pick in 2001 NFL Draft is a key figure in offensive plans after a promising rookie year ... Showed excellent speed and hands from early training camp last season and quickly earned No. 3 WR spot behind veterans Darnay Scott and Peter Warrick ... Finished third on team in receiving yards (329) despite missing four games with fractured clavicle ... Rates as one of the offense's top big-play threats.

2001 PARTICIPATION: Drafted by Cincinnati in second round (36th overall) ... Entered draft after his junior season at Oregon State ... Signed July 18 ... Played in 12 games, missing four games due to fractured left clavicle he suffered after making a catch in the third quarter on Oct. 14 vs. Cleveland ... Missed Games 6-9 ... Returned to action for Nov. 25 at Cleveland ... Was in starting lineup as part of multiple-WR set on Sept. 23 vs. Baltimore, Oct. 7 vs. Pittsburgh and Jan. 6 at Tennessee.

2001 HIGHLIGHTS: Made his first two NFL catches Sept. 30 at San Diego, including an 8-yard TD reception from Jon Kitna late in the second quarter that tied the score at 7-7 ... Johnson totaled 28 receiving yards for the game ... Tied for team lead with 5 catches Oct. 7 at Pittsburgh and ranked second in yards (52) ... Made 3 of his catches against Steelers during Cincinnati's TD drive in the fourth quarter, gaining 28 yards on the 81-yard drive ... Led the team in victory Oct. 14 vs. Cleveland with 5 catches (for 68 yards) despite being sidelined in third quarter with collarbone fracture ... Suffered injury after catching a 16-yard pass to the Browns' 9-yard line on a third-and-8 play during Cincinnati's second TD drive ... Returned to action Nov. 25 at Cleveland and had 1 catch for 7 yards ... Tied Darnay

Scott for the receptions lead Dec. 9 vs. Jacksonville with 4, and led the team in receiving yards (47) ... Had 17-yard gain on Cincinnati's second-quarter TD drive ... Had 2 catches for 13 yards Dec. 16 at N.Y. Jets, including a 9-yarder on a third-and-4 play during Cincinnati's first-quarter TD drive ... Had 3 catches for 28 yards Dec. 23 at Baltimore ... Had 2 catches for 25 yards Dec. 30 vs. Pittsburgh ... Was 2-for-34 receiving on Jan. 6 at Tennessee, and in the fourth quarter, drew a 14-yard pass interference penalty against Michael Booker that put the offense in range for game-winning FG ... In preseason, led Bengals with 11 receptions and 175 yards.

COLLEGE: Averaged 21.8 yards per catch in 2000 as he helped boost Oregon State to No. 4 national ranking and Fiesta Bowl victory over Notre Dame ... Caught touchdown passes of 4 and 74 yards in the Fiesta Bowl ... Set OSU record with 97-yard TD reception vs. Stanford ... Finished the 2000 season, including the Fiesta Bowl, with 37 catches for 806 yards and 8 TDs ... His WR teammate at Oregon State, T.J. Houshmandzadeh, joined the Bengals last season as a seventh-round draft pick ... Johnson played in 1997 and '99 at Santa Monica (Calif.) College, sitting out 1998 to concentrate on academics ... In 20 games at Santa Monica, caught 120 passes for 2100 yards and 23 touchdowns.

PERSONAL: Hometown is Miami, Fla. ... Attended Miami Beach High School ... Physical education major at Oregon State ... Attended Langston University (Okla.) in 1996, but did not play football ... Has two high-profile cousins in the NFL, WR Keyshawn Johnson of Tampa Bay and CB Samari Rolle of Tennessee.

CHAD JOHNSON'S STATISTICS

			Receiving					Rushing					Scoring					
YEAR	TEAM	G-S	NO	YDS	AVG	LG	TD	ATT	YDS	AVG	LG	TD	TD	R-D	TD-P	TD-R-I	2-PIC	PTS
2001	Cincinnati	12-3	28	329	11.8	28	1	—	—	—	—	—	1	0	1	0	0	6
CAREER		12-3	28	329	11.8	28	1	—	—	—	—	—	1	0	1	0	0	6

C. JOHNSON'S SINGLE-GAME HIGHS

RECEIVING — Receptions: 5 (twice), most recently vs. Cle. 10-14-01; **Yards:** 68 vs. Cle. 10-14-01; **Long:** 28 at Tenn. 1-6-02; **Touchdowns:** 1 at S.D. 9-30-01.

(continued)

TALENT ISN'T EVERYTHING

The 1989 Bengals were a talented outfit, but never could put it all together on a weekly basis. They outscored opponents 404-285, but finished only 8-8. Not since the 1950 Philadelphia Eagles had a break-even team outscored its foes by such a large point margin (7.4) per game.

C. JOHNSON'S 2001 GAME-BY-GAME STATISTICS

DATE	OPPONENT	Receiving					Rushing				
		NO	YDS	AVG	LG	TD	ATT	YDS	AVG	LG	TD
9-9	NEW ENGLAND	0	0	—	—	0	—	—	—	—	—
9-23	BALTIMORE	0	0	—	—	0	—	—	—	—	—
9-30	at San Diego	2	28	14.0	20	1	—	—	—	—	—
10-7	at Pittsburgh	5	52	10.4	20	0	—	—	—	—	—
10-14	CLEVELAND	5	68	13.6	16	0	—	—	—	—	—
10-21	CHICAGO	INACTIVE					INACTIVE				
10-28	at Detroit	INACTIVE					INACTIVE				
11-4	—BYE—										
11-11	at Jacksonville	INACTIVE					INACTIVE				
11-18	TENNESSEE	INACTIVE					INACTIVE				
11-25	at Cleveland	1	7	7.0	7	0	—	—	—	—	—
12-2	TAMPA BAY	2	27	13.5	15	0	—	—	—	—	—
12-9	JACKSONVILLE	4	47	11.8	17	0	—	—	—	—	—
12-16	at New York Jets	2	13	6.5	9	0	—	—	—	—	—
12-23	at Baltimore	3	28	9.3	10	0	—	—	—	—	—
12-30	PITTSBURGH	2	25	12.5	14	0	—	—	—	—	—
1-6	at Tennessee	2	34	17.0	28	0	—	—	—	—	—
TOTALS		28	329	11.8	28	1	—	—	—	—	—

OLB



RIALL JOHNSON

Ht: 6-3 Wt: 243

College: Stanford

2nd year in NFL

2001 Games-Starts: 7-0; Career Games-Starts: 7-0

Contract status as of 7-10-02: In second season of a three-year deal

Acquired: FA '01

Born: 4-20-78



50

Johnson returns for second Bengals season after playing this past spring in NFL Europe ... Allocated to F.C. Barcelona, but DNP for Dragons because of calf injury... Joined Amsterdam in Week 4 and played in five games for Admirals ... Played on special teams for 2001 Bengals and made key play in Dec. 30 win vs. Steelers ... Made available to Houston in Feb. 2002 expansion draft; was not selected.

2001 PARTICIPATION: Drafted by Bengals in the sixth round (168th overall) ... Signed July 11 ... Played in Games 1-2, 5 and 13-16 ... Inactive for Games 3-4, 6, 8-12 ... Bruised ribs suffered Sept. 23 vs. Baltimore were a factor in his inactive status for Games 3-4 ... Waived on Oct. 27, missing Game 7, Oct. 28 at Detroit, but re-signed on Oct. 29.

2001 HIGHLIGHTS: Made key play in comeback victory Dec. 30 vs. Pittsburgh, recovering onside kick with 3:46 remaining, setting up the offense for a scoring drive

that tied the score with 0:37 left in regulation ... Had 1 special teams tackle in NFL debut Sept. 9 vs. New England, and made 1 special teams stop Oct. 14 vs. Cleveland ... Had 1 special teams tackle Dec. 23 at Baltimore.

COLLEGE: Tied for NCAA sacks lead with 15 (for 110 yards) as Stanford senior, and is only player in Pac 10 history to lead league in sacks two years in a row ... All-Pac 10 first-team as a senior, when he also had 20 tackles for loss for 130 yards, and was named second-team All-American by *Football News* ... Three-year starter who played in 43 of possible 44 games over his four-year career (1997-2000) ... Redshirted as a true freshman in 1996.

PERSONAL: Hometown is Lynnwood, Wash. ... Attended Mariner High School ... Sociology major at Stanford ... In high school, named as a student-athlete award nominee by the National Football Foundation and College Hall of Fame ... First name is pronounced "REE-all."

RIALL JOHNSON'S STATISTICS

YEAR TEAM	G-S	Defense							Interceptions					Scoring			
		ST	AT	TT	SKS-YDS	PBU	FF	FR-YDS	NO	YDS	AVG	LG	TD	TD	IntRt	FRrt	S PTS
2001 Cincinnati	7-0	0	0	0	0-0	0	0	0-0	—	—	—	—	—	—	—	—	—
CAREER	7-0	0	0	0	0-0	0	0	0-0	—	—	—	—	—	—	—	—	—

YEAR TEAM	Special Teams								Kickoff Returns					Punt Returns				
	ST	AT	TT	FF	YDS	BP	BFG	BXP	NO	YDS	AVG	FC	LG	TD	NO	YDS	AVG	FC
2001 Cincinnati	3	0	3	0	0-0	0	0	0	—	—	—	—	—	—	—	—	—	—
CAREER	3	0	3	0	0-0	0	0	0	—	—	—	—	—	—	—	—	—	—

HB



RUDI JOHNSON



32

Ht: 5-10 Wt: 233

College: Auburn

2nd year in NFL

2001 Games-Starts: 2-0; Career Games-Starts: 2-0

Contract status as of 7-10-02: In second season of a three-year deal

Acquired: D4 '01 (100th overall)

Born: 10-1-79

Johnson enters second NFL season, looking to break through for more playing time ... Was on the roster for all of his rookie campaign, but spent 14 weeks on inactive gameday status as veteran RBs remained largely injury-free ... Brings a record of consistent high production at every level of his career, up to and through the 2000 season at Auburn ... Named coaches' Player of the Year in Southeastern Conference in 2000, and earned Associated Press' SEC Offensive Player of the Year honors.

2001 RECAP: Drafted by Bengals in fourth round (100th overall) ... Signed July 17 ... Rushed for 159 yards on 38 carries (4.2 avg.) in preseason ... Inactive for Games 1-14 of regular season, but saw action as a kickoff returner in final two games ... Had 1 return for 25 yards on Dec. 30 vs. Pittsburgh, and averaged 18.0 yards on 3 returns Jan. 6 at Tennessee.

COLLEGE: Played one season (2000) at Auburn before entering the NFL Draft as a junior ... Set Auburn sea-

son record with 324 rushing attempts, and his 1567 rushing yards were second in school history to Bo Jackson's 1786 in 1985 ... Rushed for 100 or more yards in 10 games ... Had TD runs of 70, 42, 56 and 78 yards, and was a semifinalist for Doak Walker Award, given to nation's top RB ... Played in 1998-99 at Butler Co. Community College in El Dorado, Kan., shattering opposing defenses with 35 TDs in the 1999 season alone ... Rushed for 2224 yards with a 7.3 per-carry average in 1999, and gained 1603 yards with a 5.7 avg. in '98 ... Named MVP of 1999 national JC championship game, rushing for 373 yards and scoring all 7 Butler TDs in 49-35 win over Dixie College.

PERSONAL: Hometown is Eltrick, Va. ... Attended Thomas Dale High School ... Sociology major at Auburn ... Has a daughter, Jasmine ... Has established the Harriet L. Fisher Scholarship Fund for student-athletes in Eltrick/Mattoaca, Va. ... Works with youth at the James Farrior Football Camp in Virginia ... Hobbies include traveling and listening to music ... Full name is Rudi Ali Johnson.

RUDI JOHNSON'S STATISTICS

			Rushing					Receiving					Scoring					
YEAR	TEAM	G-S	ATT	YDS	AVG	LG	TD	NO	YDS	AVG	LG	TD	TD	TD-R	TD-P	TD-RI	2-PIC	PTS
2001	Cincinnati	2-0	0	0	—	—	0	—	—	—	—	—	—	—	—	—	—	—
CAREER		2-0	0	0	—	—	0	—	—	—	—	—	—	—	—	—	—	—

		Special Teams								Kickoff Returns						Punt Returns					
YEAR	TEAM	ST	AT	TT	FF	FR-				NO	YDS	AVG	FC	LG	TD	NO	YDS	AVG	FC	LG	TD
						YDS	BP	BFG	BXP												
2001	Cincinnati	—	—	—	—	—	—	—	—	4	79	19.8	0	25	0	—	—	—	—	—	—
CAREER		—	—	—	—	—	—	—	—	4	79	19.8	0	25	0	—	—	—	—	—	—

THE PLAYERS

CB



KEVIN KAESVIHARN



34

Ht: 6-1 Wt: 190

College: Augustana (S.D.)

2nd year in NFL

2001 Games-Starts: 10-3; Career Games-Starts: 10-3

Contract status as of 7-10-02: In second season of a three-year deal

Acquired: FA '01

Born: 8-29-76

An NFL rookie at age 25 last season, Kaesviharn was one of Bengals' better long-shot success stories of recent years ... Had played previously in Arena League and XFL, but was working as a substitute teacher in Sioux Falls, S.D., when Bengals signed him to practice squad in October ... Went on to play 10 games, including three starts, and tied for team lead in INTs (3) ... Had 2 INTs in victory

over Pittsburgh ... Climbed to a seventh-place finish in special teams tackles (7).

2001 PARTICIPATION: Entered NFL April 25 as free agent with Green Bay ... Waived Aug. 27 ... Signed Oct. 23 to Bengals' practice squad ... Signed Oct. 27 to Bengals' 53-player roster ... Made NFL debut for Bengals Oct. 28 at

(Kevin Kaesviharn, continued)

Detroit ... Waived by Cincinnati Oct. 30 ... Re-signed to Bengals practice squad Oct. 31 ... Signed to 53-man active roster Nov. 10, after CB Tom Carter went on Injured Reserve ... Played in Games 7-16, and started Games 14-16 at LCB following injury to LCB Mark Roman.

2001 HIGHLIGHTS: Had 2 INTs and 6 tackles (4 solo) in victory Dec. 30 vs. Pittsburgh ... His first INT came in third quarter, as he picked off a pass intended for Plaxico Burress at the Bengals' 14 ... At the end of regulation time, he intercepted a "Hail Mary" attempt by Kordell Stewart at Bengals' 21 ... Made NFL debut Oct. 28 at Detroit and had 1 special teams tackle ... Saw extended playing time in nickel situations Nov. 25 vs. Cleveland, due to injury to CB Artrell Hawkins ... Had 1 tackle on defense and 1 pass broken up vs. Browns, and downed one of Nick Harris' punts in second quarter at Browns' 1-yard line ... Saw extended playing time Dec. 2 against Tampa Bay due to injuries to Bengals' secondary and multiple receiver formations by the Bucs ... Made his first career NFL interception Dec. 9 against Jacksonville; took Mark Brunell pass 29 yards to the Jacksonville 38-yard line, setting up Corey Dillon's 9-yard TD run that knotted the score at 7-7 ... Also recorded 3 solo tackles on defense vs. Jacksonville and led team with 2 special teams tackles ... Recorded 4 tackles (3 solo) and led the team with 2 passes broken up Dec.

16 at N.Y. Jets ... Made first career start Dec. 23 at Baltimore, with 4 tackles (2 solo) and 2 passes broken up against WR Qadry Ismail ... Second pass break-up came in end zone during second quarter, helping force a FG attempt ... Also had 2 special teams stops at Baltimore.

OTHER PRO EXPERIENCE — 1999: Played for Iowa Barnstormers of Arena Football League ... Led team with 9 INTs and had 26 tackles despite playing only 10 games due to broken foot. **2000:** With Iowa, became one of only three AFL players to record 100 tackles in a season, logging 107 with club-record 14 INTs ... Also played some WR, with 3 catches for 43 yards and 1 TD. **2001:** Played for XFL's San Francisco Demons, who reached league title game ... Had 59 tackles and team-high 3 INTs.

COLLEGE: Three-year starter and four-year letter winner from 1994-97 at Division II Augustana (S.D.) ... Career totals of 167 tackles, 6 INTs and 34 passes defended ... Played in NCAA Division II all-star game after senior season.

PERSONAL: Hometown is Lakeville, Minn. ... Lettered in football, track, soccer and basketball at Lakeville High School ... Offseason residence is Sioux Falls, S.D. ... Married (wife Michelle) ... Hobbies include hunting, fishing and golf ... Full name is Kevin Robert Kaesviharn ... Last name is pronounced "CASE-vih-harn."

KEVIN KAESVIHARN'S STATISTICS

YEAR TEAM	G-S	Defense							Interceptions					Scoring			
		ST	AT	TT	SKS-YDS	PBU	FF	FR-YDS	NO	YDS	AVG	LG	TD	TD	Int/RI	FR/RI	S PTS
1999					DID NOT PLAY*				DID NOT PLAY*					DID NOT PLAY*			
2000					DID NOT PLAY*				DID NOT PLAY*					DID NOT PLAY*			
2001 Cincinnati	10-3	16	8	24	24	0-0	5	0 0-0	3	41	13.7	29	0	—	—	—	—
CAREER	10-3	16	8	24	0-0	5	0	0-0	3	41	13.7	29	0	—	—	—	—

YEAR TEAM	Special Teams								Kickoff Returns					Punt Returns				
	ST	AT	TT	FF	FR-YDS	BP	BFG	BXP	NO	YDS	AVG	FC	LG	TD	NO	YDS	AVG	FC
2001 Cincinnati	7	0	7	0	0-0	0	0	0	—	—	—	—	—	—	—	—	—	—
CAREER	7	0	7	0	0-0	0	0	0	—	—	—	—	—	—	—	—	—	—

*NOTE: Kaesviharn was not with an NFL team in 1999 or 2000. He played for Iowa of the Arena Football League in 1999 and 2000.

KAESVIHARN'S 2001 GAME-BY-GAME DEFENSIVE STATISTICS

DATE	OPPONENT	ST	AT	TT	SKS-YDS	INT-YDS	PBU	FF	FR-YDS
9-9	NEW ENGLAND				NOT WITH AN NFL TEAM				
9-23	BALTIMORE				NOT WITH AN NFL TEAM				
9-30	at San Diego				NOT WITH AN NFL TEAM				
10-7	at Pittsburgh				NOT WITH AN NFL TEAM				
10-14	CLEVELAND				NOT WITH AN NFL TEAM				
10-21	CHICAGO				NOT WITH AN NFL TEAM				
10-28	at Detroit	0	0			0-0	0	0	0-0
11-4	—BYE—								
11-11	at Jacksonville	0	0	0	0-0	0-0	0	0	0-0
11-18	TENNESSEE	0	0	0	0-0	0-0	0	0	0-0
11-25	at Cleveland	1	0	1	0-0	0-0	1	0	0-0
12-2	TAMPA BAY	0	1	1	0-0	0-0	0	0	0-0
12-9	JACKSONVILLE	3	0	3	0-0	1-29	0	0	0-0
12-16	at New York Jets	3	1	4	0-0	0-0	2	0	0-0
12-23	at Baltimore	2	2	4	0-0	0-0	2	0	0-0
12-30	PITTSBURGH	4	2	6	0-0	2-12	0	0	0-0
1-6	at Tennessee	3	2	5	0-0	0-0	0	0	0-0
TOTALS		16	8	24	0-0	3-41	5	0	0-0



Ht: 5-10 Wt: 222

College: James Madison

3rd year in NFL

2001 Games-Starts: 13-0; Career Games-Starts: 19-0

Contract status as of 7-10-02: In final season of a three-year deal

Acquired: D4 '00 (97th overall)

Born: 10-18-76

A potentially explosive runner with superb initial burst, Keaton led Bengals in kickoff returns last season with 42 attempts and 21.2-yard average, but was inactive for final three games ... Averaged 9.6 yards per rush in limited action with offense.

2001 PARTICIPATION: Played in Games 1-13 ... Inactive for Games 14-16.

2001 HIGHLIGHTS: Had 64-yard KOR in season opener Sept. 9 vs. New England, and 45-yarder Sept. 23 vs. Baltimore ... Led AFC after Week 2 with 33.2-yard KOR average ... Saw first action of season on offense Sept. 30 at San Diego in fourth quarter, rolling for 44 yards on 3 carries, all on a 64-yard TD drive ... Returned 3 kickoffs for 70 yards (23.3 avg.) Nov. 18 vs. Tennessee for his highest average output since Sept. 23 vs. Baltimore ... Burst loose on his first return vs. Tennessee for 41 yards to midfield ... Returned 3 kickoffs for 23.0 avg. Nov. 25 at Cleveland ... Returned 2 kickoffs for 23.5 avg. Dec. 2 vs. Tampa Bay ... Had 1 rush for 1 yard Dec. 9 vs. Jacksonville and 1 KOR for 18 yards ... Had a 9-yard catch Dec. 16 at N.Y. Jets ... Had 48 rushing yards on 5 carries (9.6) for season.

2000: Drafted by Cincinnati in fourth round (97th overall) ... Signed June 23 ... Inactive for Games 1-5 ... Made NFL debut in Game 6, Oct. 15 at Pittsburgh with 3 rushes for 12 yards ... Also played in Games 7-9 ... Longest of his 6 KOR in 2000 was 25 yards Nov. 5 at Baltimore ... Inactive for Game 10, and played on special teams only Nov. 19 at New England with 1 KOR for 16 yards ... Suffered right ankle sprain in first half at New England, and was inactive for Games 12-15 ... Returned to action in season finale Dec. 24 at Philadelphia with 1 KOR for 11 yards.

COLLEGE: Played at West Virginia in 1995 and '97, missing '96 due to illness (see next item) ... Transferred to James Madison University for 1998 season and led team with 1064 rushing yards and 10 TDs while starting final eight games ... As a senior in 1999, set JMU records with 1719 rushing yards, 314 carries and 20 rushing TDs ... Capped senior year by being named his team's outstanding player in Blue-Gray All-Star Classic (14 carries for 104 yards and 1 TD) ... Also set JMU annual marks as a senior with 126 points scored, 21 total TDs (one on a pass reception) and 2024 all-purpose yards ... An All-America selection by SportsPage.com, and a finalist for the Walter Payton Award, given annually to the top player in Division I-AA ... Played in seven games for West Virginia as a freshman in 1995 and played in 12 games with one start for Mountaineers in '97.

ONE BIG COMEBACK: Keaton survived a life-threatening attack of meningitis as a West Virginia sophomore in 1996. He missed the entire '96 season and lost his status as WVU's feature runner, coming back in '97 as a backup to Amos Zereoue. Wishing to relocate as a No. 1 runner, Keaton transferred to James Madison, whose Division I-AA status allowed him to play in 1998. He would have had to sit out '98 had he transferred to another Division I-A school.

PERSONAL: Hometown is Columbus, Ohio ... Football, wrestling and track standout at Beechcroft High School ... Second team all-state in football as a senior ... Named team captain and offensive MVP as a senior ... Lettered twice in track, and had a 76-19 record as a wrestler ... Kinesiology major at James Madison ... Full name is Curtis Isaiah Keaton.

CURTIS KEATON'S STATISTICS

			Rushing					Receiving					Scoring								
YEAR	TEAM	G-S	ATT	YDS	AVG	LG	TD	NO	YDS	AVG	LG	TD	TD	TD-R	TD-P	TD-RI	2-PIC	PTS			
2000	Cincinnati	6-0	6	24	4.0	8	0	0	0	—	—	0	—	—	—	—	—	—			
2001	Cincinnati	13-0	5	48	9.6	21	0	1	9	9.0	9	0	—	—	—	—	—	—			
CAREER		19-0	11	72	6.5	21	0	1	9	9.0	9	0	—	—	—	—	—	—			
			Special Teams					Kickoff Returns					Punt Returns								
			FR-																		
YEAR	TEAM	ST	AT	TT	FF	YDS	BP	BFG	BXP	NO	YDS	AVG	FC	LG	TD	NO	YDS	AVG	FC	LG	TD
2001	Cincinnati	—	—	—	—	—	—	—	—	6	100	16.7	0	25	0	—	—	—	—	—	—
2001	Cincinnati	—	—	—	—	—	—	—	—	42	891	21.2	0	64	0	—	—	—	—	—	—
CAREER		—	—	—	—	—	—	—	—	48	991	20.6	0	64	0	—	—	—	—	—	—

(continued)

— KEATON'S 2001 GAME-BY-GAME STATISTICS —

		Rushing					Receiving					Kickoff Returns					
DATE	OPPONENT	ATT	YDS	AVG	LG	TD	NO	YDS	AVG	LG	TD	NO	YDS	AVG	FC	LG	TD
9-9	NEW ENGLAND	0	0	—	—	0	0	0	—	—	0	3	109	36.3	0	64	0
9-23	BALTIMORE	0	0	—	—	0	0	0	—	—	0	3	90	30.0	0	45	0
9-30	at San Diego	3	44	14.7	21	0	0	0	—	—	0	3	66	22.0	0	28	0
10-7	at Pittsburgh	0	0	—	—	0	0	0	—	—	0	5	75	15.0	0	26	0
10-14	CLEVELAND	0	0	—	—	0	0	0	—	—	0	2	36	18.0	0	19	0
10-21	CHICAGO	1	3	3.0	3	0	0	0	—	—	0	5	97	19.4	0	22	0
10-28	at Detroit	0	0	—	—	0	0	0	—	—	0	5	86	17.2	0	36	0
11-4	—BYE—																
11-11	at Jacksonville	0	0	—	—	0	0	0	—	—	0	4	85	21.3	0	34	0
11-18	TENNESSEE	0	0	—	—	0	0	0	—	—	0	3	70	23.3	0	41	0
11-25	at Cleveland	0	0	—	—	0	0	0	—	—	0	3	69	23.0	0	27	0
12-2	TAMPA BAY	0	0	—	—	0	0	0	—	—	0	2	47	23.5	0	28	0
12-9	JACKSONVILLE	1	1	1.0	1	0	0	0	—	—	0	1	18	18.0	0	18	0
12-16	at New York Jets	0	0	—	—	0	1	9	9.0	9	0	3	43	14.3	0	19	0
12-23	at Baltimore	INACTIVE					INACTIVE					INACTIVE					
12-30	PITTSBURGH	INACTIVE					INACTIVE					INACTIVE					
1-6	at Tennessee	INACTIVE					INACTIVE					INACTIVE					
TOTALS		5	48	9.6	21	0	1	9	9.0	9	0	42	891	21.2	0	64	0

QB



JON KITNA

Ht: 6-2 Wt: 220

College: Central Washington

6th year in NFL

2001 Games-Starts: 16-15; Career Games-Starts: 55-48

Contract status as of 7-10-02: In second season of a four-year deal

Acquired: UFA (Sea.) '01

Born: 9-21-72



3

A unrestricted free agent signee from Seattle in 2001, Kitna won Bengals QB job in preseason competition and went on to start 15 games ... His 313 pass completions were second-most in team history; his 581 attempts set a club record and led the NFL in '01; and his 3216 passing yards were most by a Bengal since 1996 ... Passed for career-high 411 yards, fifth-most in Bengals history, in OT victory Dec. 30 vs. Pittsburgh, earning AFC Offensive Player of the Week honors ... Directed offense to 980 net yards in season-closing victories over Pittsburgh and Tennessee, most yards in back-to-back games since 1997 ... Passed for 751 yards in season's final two games, setting Bengals record for most passing yards in consecutive games ... Also tied team record for most interceptions in a season (22), sharing the mark with Ken Anderson and Boomer Esiason ... Kitna stands as one of the NFL's best longshot stories of recent years, having earned his place from humble beginnings in 1996 as an undrafted free agent from Central Washington, an NAIA school.

2001 PARTICIPATION: Signed with Bengals as unrestricted free agent from Seattle on March 8 ... Started at QB in Games 1-12 and 14-16, and played every offensive snap in 14 games ... Suffered ligament sprain in middle finger of passing hand in fourth quarter Dec. 9 vs. Jacksonville ... Did not start Dec. 16 at N.Y. Jets, but relieved starter Akili Smith after Smith suffered a torn left hamstring in the second quarter.

RECORD REVIEW: The only Bengal with more pass completions than Kitna's 313 last season has been Jeff

Blake, who had 326 in 1995 ... Kitna's 581 pass attempts broke the mark of 567 that Blake had set in '95 ... Kitna threw 68 passes in victory Dec. 30 vs. Pittsburgh, tied for third-most in NFL history and breaking Bengals record of 56 posted by Ken Anderson on Dec. 20, 1982 at San Diego ... The league record is 70 by New England's Drew Bledsoe vs. Minnesota in 1994 ... Kitna's 35 completions vs. Pittsburgh are second on Bengals' all-time list behind Anderson's 40 at S.D. on 12-20-82 ... Kitna's 411 passing yards vs. Pittsburgh were the most by a Bengal in a span of 188 games (including postseason), since Boomer Esiason set the existing team mark of 490 on Oct. 7, 1990 at the L.A. Rams ... Kitna's team-record 751 yards passing in consecutive games broke the mark of 741 set by Blake in 1994 against Seattle and Houston ... The offense's 980 yards against Pittsburgh and Tennessee were the most in back-to-back games for the Bengals since 1997, when Esiason directed a 1012-yard output against Philadelphia and Tennessee.

DOUBLE THREAT: In Cincinnati's 31-27 victory on Oct. 28 at Detroit, Kitna threw second-quarter TD passes of 8 yards to Corey Dillon and 30 yards to Darnay Scott. In the fourth quarter, he completed 4 of 5 throws for 47 yards on a game-deciding 83-yard scoring march. But the victory over the Lions also was sparked by Kitna's most effective game of the year as a rusher. He had a 20-yard run, his longest of the season, on Cincinnati's second TD drive, picking up a first down to the Bengals' 38 on a third-and-8 play. In the fourth quarter, on the 83-yard drive, Kitna rushed 7 yards to the Detroit 5 for a key conversion on a

third-and-6 play. Kitna ended the day with a season-high 26 rushing yards on 3 carries. As a passer for the day, he completed 17 of 27 attempts (63%) for 204 yards, 2 TDs and 2 INTs.

MORE 2001 HIGHLIGHTS: In victory Dec. 30 vs. Pittsburgh, led a 10-play, 54-yard drive for the tying TD that sent the game into overtime, passing 18 yards to Danny Farmer for the score with 0:37 to play ... In overtime vs. Pittsburgh, Kitna and the offense took over at the Cincinnati 1-yard line following a Steelers punt, and the Bengals drove 86 yards in 11 plays to set up Neil Rackers' game-winning 31-yard field goal ... Kitna followed his Pittsburgh performance with a 340-yard passing game in season finale Jan. 6 at Tennessee, completing 28 of 47 for no TDs and 1 INT. Led a 9-play, 54-yard drive in the final two minutes at Tennessee for the game-winning field goal ... Opened the season by becoming first Bengals QB since Greg Cook in 1969 to win his first two starts ... Made Cincinnati debut Sept. 9 vs. New England, posting 101.5 passer rating with 18 completions in 27 attempts (season-high 66.7%) for 204 yards, 1 TD and no INTs ... Passed 25 yards to TE Tony McGee late in third quarter for TD that produced 23-10 lead in eventual 23-17 win over Patriots ... Completed 19 of 30 for 154-1-0 in win Sept. 23 vs. Baltimore ... Passed 1 yard to Corey Dillon for a 7-3 lead in third-quarter, and rushed for 2-yard score and a 14-3 lead later in the period ... On Sept. 30 at San Diego, completed 18 of 32 for 135-2-3 ... Threw perfectly executed 8-yard fade pass to rookie Chad Johnson in corner of end zone for the first Cincinnati TD, tying the score at 7-7 late in the second quarter ... In the fourth quarter, he connected with Peter Warrick for a 7-yard score ... Threw 1-yard TD pass to FB Lorenzo Neal on Oct. 7 at Pittsburgh, completing 19 of 34 overall for 164-1-1 ... Completed 20 passes in 38 attempts for 201-1-0 in victory Oct. 14 vs. Cleveland. Kitna's TD pass was to WR Darnay Scott on a third-and-goal play from the Cleveland 5 in the third quarter. The pass put the Bengals ahead to stay at 10-7 ... On Cincinnati's second TD drive, Kitna completed 4 of 4 passes for 52 yards ... The scoring drive gave the Bengals a 21-7 lead over Browns ... On Oct. 21 vs. Chicago, completed 19 of career-high 46 passes (since surpassed) for 244-0-1 ... Posted career highs for pass attempts (48), completions (28) and yards (303) on Nov. 11 at Jacksonville, but he surpassed all those marks later in the season ... Was 23-of-41 passing for 234 yards, 1 TD and 2 INTs on Nov. 18 vs. Tennessee ... TD pass was 10-yarder to Ron Dugans on a third-and-six play in first quarter and closed Tennessee's lead to 10-7 ... Made his 10th start of the season Nov. 25 at Cleveland, but he was benched in the second half ... Limited by the Browns to 8 completions in 19 pass attempts for 85 yards, no TDs and 2 INTs ... Kitna had played every offensive snap of the season until the start of the third quarter at Cleveland, when he was replaced by Scott Mitchell ... Remained in starting role Dec. 2 vs. Tampa Bay, and directed 14-play, 64-yard drive in the final minutes of the fourth quarter, getting a game-tying TD on a 6-yard pass to Corey Dillon with 0:08 to play ... Kitna was 19 of 38 passing for 144 yards, 1 TD and 1 INT vs. Bucs ... Played every offensive snap Dec. 9 vs. Jacksonville, despite suffering sprained middle finger late in fourth quarter ... Completed 16 of 30 for 147-0-1 vs.

Jaguars ... Did not start Dec. 16 at N.Y. Jets, but relieved injured starter Akili Smith in second quarter ... Directed a 13-play, 87-yard TD drive in the fourth quarter that put the Bengals ahead 14-3, completing all 6 of his pass attempts on the march ... But for the day at N.Y., Kitna suffered 3 INTs with no TD passes while completing 10 of 17 for 93 yards ... Completed 16 of 39 for 153 yards, no TDs and 3 INTs Dec. 23 at Baltimore; 2 of his 3 INTs at Ravens came on tipped balls.

PREVIOUS SEASONS — 1996: Signed by Seattle as an undrafted free agent on April 25 ... Waived on Aug. 19 and signed Aug. 20 to Seahawks practice squad, where he spent the entire season. **1997:** Opened the year with Barcelona Dragons of the World League ... Named MVP in World Bowl league title game, completing 23 of 31 for 401 yards and 2 TDs in victory over Rhein Fire ... Was runner-up for league MVP honors after leading league in passes (317), completions (171), yards (2448), and TDs (22) in 10 games ... Added 334 rushing yards and three scores to set rushing mark for quarterbacks ... Rejoined Seahawks for the NFL season ... Played in his first three NFL games, and had a memorable first start on Dec. 14 at Oakland, replacing injured Warren Moon ... Led the second-biggest comeback in franchise history as Seahawks rallied from a 21-3 deficit for 22-21 win ... Completed 23 of 37 passes for 283 yards with 1 TD and 2 INT ... In the second half at Oakland, completed 16 of 22 for 147 yards and guided a 14-play, 52-yard drive for the game-winning field goal with 2:20 left ... Had a 61-yard pass at Oakland to Mike Pritchard ... Prior to Oakland game, had seen action for only three plays, all Sept. 21 at Indianapolis, making him the second-most inexperienced quarterback starter in franchise history ... Played the fourth quarter Dec. 21 vs. San Francisco and scored his first career TD on a 2-yard run ... Led all NFL quarterbacks in the preseason with a 125.3 rating by completing 42 of 51 (82.4%) passes for 420 yards, 5 TDs and 1 INT. **1998:** Started the final five games for Seahawks after being the deactivated third QB in 10 of the first 11 games ... Led Seattle to 3-2 record over the five games and earned his team's Unsung Hero award from NFL Players Association ... First start of season and second of his career was Nov. 29 vs. Tennessee, and he responded with an effort that earned him AFC Offensive Player of Week honors ... Passed for 298 yards (career high at that point) and tossed TD passes of 7 yards to Joey Galloway and 59 yards to James McKnight, with 1 INT ... Led a fourth-quarter drive for clinching field goal in 20-18 win ... Completed 24 of 39 passes vs. Titans ... Completed 17 of 24 for 278-2-2 in a 32-31 loss Dec. 6 at N.Y. Jets, throwing a 70-yard TD pass to Galloway in first quarter and following that three minutes later with a 57-yard TD pass to Galloway ... Led 38-17 victory Dec. 13 vs. San Diego, passing for 140-1-3 while also rushing for a 2-yard TD ... Rallied Seahawks to 17 fourth-quarter points in 27-23 win Dec. 20 vs. Indianapolis; had a 3-yard TD pass to Galloway, fifth scoring connection for the duo in five games ... Ended the season by passing for 242 yards in 28-21 loss Dec. 27 at Denver, with 1 TD and 1 INT. **1999:** Started 15 games as Seahawks won AFC West with 9-7 record and reached the playoffs for the first time since 1988 ... Started the only Seahawks playoff game in the 1990s on 1-9-00 vs. Miami, completing 14 of 30 for 162-1-2 in

(Jon Kitna, continued)

20-17 loss ... In the regular season, completed 270 of 495 passes for 3346 yards with career-best ratio of TDs (23) to INTs (16) ... His TD total ranked third in the AFC and his yardage was fifth in the conference ... Named AFC Offensive Player of Month for October, after guiding team to a 3-1 record with 7 TD passes against 2 INTs ... Victories in October included a 27-2-0 passing performance in win Oct. 24 vs. Buffalo, and a 2-touchdown passing game in 27-7 Monday Night Football win at Green Bay ... Tossed TD passes to seven different players on the season, including 9 TDs to WR Derrick Mayes ... Did not play Sept. 19 at Chicago, due to sprained toe suffered in season opener Sept. 12 vs. Detroit. **2000:** Started Games 1-5 for Seattle ... Replaced as starter by Damon Huard for Games 6-8, but replaced injured Huard in Game 8, Oct. 22 at Oakland, and went on to start seven of final eight games ... Seahawks were 6-6 in his 12 starts and 0-4 in other games ... Led Seahawks to 4-3 record in his final seven games as the starter ... Posted career-high completion percentage of 62.0 for the season, hitting on 259 of 418 attempts for 2658 yards, 18 TDs and 19 INTs ... Struggled with only 1 TD pass and 6 INTs in the first two games, but rebounded with 17 TDs and 13 INTs the rest of the way ... Completed 22 of 29 (75.9%) for 193 yards with 1 TD and 1 INT in leading Seattle's first win Sept. 17 vs. New Orleans ... Connected with Darrell Jackson for 68-yard TD pass and had no INT as Hawks evened record at 2-2 with win Sept. 24 at San Diego ... Lost starting role after Game 5, but returned to start Game 9, Oct. 29 vs. Kansas City, as Huard sat out with concussion ... Got a 2-7 club back on winning track and headed toward a 4-3 finish when he led a 17-15 victory Nov. 5 vs. San Diego, throwing for 2 TDs ... Led another win Nov. 12 at Jacksonville, passing for 3 TDs and no INT while completing 22 of 33 for 231 yards ... Had TD

passes at Jacksonville of 15 yards to Sean Dawkins, 8 yards to Derrick Mayes and 4 yards for winning TD to Ricky Watters with 2:01 left in fourth quarter ... Completed 25 of 34 for 252 yards in leading 30-10 win Dec. 3 at Atlanta; hit season-long 71-yard pass to Darrell Jackson ... Had season highs in completions (26) and yards (298) while throwing for 3 TDs and 3 INTs in 31-24 loss Dec. 10 at Denver ... Engineered 27-24 victory over visiting Oakland, eventual AFC West winner, on Dec. 16 ... Led 50-yard drive in final minutes for winning TD vs. Raiders, connecting with Darrell Jackson for 9-yard TD with 0:28 left ... Also had a 13-yard TD pass to Mack Strong vs. Oakland.

COLLEGE: First-team NAIA All-America choice as a senior at Central Washington University (Ellensburg, Wash.) ... Started 14 games and led Wildcats to the NAIA championship game, completing 364 of 576 passes for 4616 yards with 42 TDs and 14 INTs ... Finished his career completing 911 of 1550 passes (58.8%) for 12,353 yards, 99 TDs and 59 INTs in 43 games ... Had 17 games over 300 yards ... Threw for nearly twice as many TDs (93) as INTs (47) over his last three seasons.

PERSONAL: Hometown is Tacoma, Wash., where he still resides in the offseason ... Lettered in football, baseball and basketball at Tacoma's Lincoln High School ... Graduated from Central Washington with a degree in math education ... Married eight years (wife Jennifer), with a son, Jordan (born 10-30-97), and a daughter, Jada (11-18-98) ... Started the Jon and Jennifer Kitna Eternal Blessings Foundation in 2001 ... Appeared in a public service announcement promoting responsible parenthood in 1998 ... Started a Christian-based ministry at Remann Hall in Tacoma, recruiting teammates to join him in spending time with the teenagers at the center.

JON KITNA'S STATISTICS

Passing

YEAR	TEAM	G-S	ATT	CMP	PCT	YDS	YDS/ATT	TD	TD%	INT	INT%	LG	SKD-YDS	RAT
1996	Seattle	0-0												
1997	Seattle	3-1	45	31	68.9	371	8.24	1	2.2	2	4.4	61	3-10	82.7
1998	Seattle	6-5	172	98	57.0	1177	6.84	7	4.1	8	4.7	70-1	11-72	72.3
1999	Seattle	15-15	495	270	54.5	3346	6.76	23	4.6	16	3.2	51	32-198	77.7
2000	Seattle	15-12	418	259	62.0	2658	6.36	18	4.3	19	4.5	71	33-166	75.6
2001	Cincinnati	16-15	581	313	53.9	3216	5.54	12	2.1	22	3.8	49	25-185	61.1
SEA. TOTALS	39-33		1130	658	58.2	7552	6.68	49	4.3	45	4.0	71	79-446	76.3
CIN. TOTALS	16-15		581	313	53.9	3216	5.54	12	2.1	22	3.8	49	25-185	61.1
CAREER	55-48		1711	971	56.8	10,768	6.29	61	3.6	67	3.9	71	104-631	71.2

MISCELLANEOUS STATISTICS: Kitna passed for 1 two-point conversion in 2001.

YEAR	TEAM	Rushing					Receiving					Scoring				
		ATT	YDS	AVG	LG	TD	NO	YDS	AVG	LG	TD	TD	TD-R	TD-P	TD-RT	2PIC PTS
1996	Seattle															
1997	Seattle	10	9	0.9	8	1	—	—	—	—	1	1	0	0	0	6
1998	Seattle	20	67	3.4	21	1	—	—	—	—	1	1	0	0	0	6
1999	Seattle	35	56	1.6	10	0	—	—	—	—	0	0	0	0	0	0
2000	Seattle	48	127	2.6	13	1	—	—	—	—	1	1	0	0	0	6
2001	Cincinnati	27	73	2.7	20	1	—	—	—	—	1	1	0	0	0	6
SEA. TOTALS		113	259	2.3	21	3	—	—	—	—	3	3	0	0	0	18
CIN. TOTALS		27	73	2.7	20	1	—	—	—	—	1	1	0	0	0	6
CAREER		140	332	2.4	21	4	—	—	—	—	4	4	0	0	0	24

*NOTE: Kitna was on the practice squad for 16 games with Seattle in 1996.

— KITNA'S SINGLE-GAME HIGHS —

PASSING — Attempts: 68 vs. Pitt. 12-30-01 (for Cin.); **Completions:** 35 vs. Pitt. 12-30-01 (for Cin.); **Yards:** 411 vs. Pitt. 12-30-01 (for Cin.); **Touchdowns:** 3 (3 times); most recently at Den. 12-10-00 (for Sea.); **Interceptions:** 5 vs. T.B. 11-28-99 (for Sea.); **Long:** 71 (to Darrell Jackson) at Atl. 12-3-00 (for Sea.).

RUSHING — Attempts: 7 (3 times); most recently at Den. 12-10-00 (for Sea.); **Yards:** 27 at Den. 12-10-00 (for Sea.); **Touchdowns:** 1 (4 times); most recently vs. Balt. 9-23-01 (for Cin.); **Long:** 21 at NJY 12-6-98 (for Sea.).

— POSTSEASON —

Passing

YEAR	TEAM	G-S	ATT	CMP	PCT	YDS	YDS/ATT	TD	TD%	INT	INT%	LG	SKD-YDS	RAT
1999	Seattle	1-1	30	14	46.7	162	5.4	1	3.3	2	6.7	22	6-32	46.8
CAREER		1-1	30	14	46.7	162	5.4	1	3.3	2	6.7	22	6-32	46.8

POSTSEASON RUSHING STATISTICS: 1 attempt for 1 yard in 1999.

— KITNA'S CAREER GAME-BY-GAME PASSING —

DATE	OPP	ATT	CMP	YDS	SKD-YDS	TD	LG	INT
1997 (For Seattle)								
8-31	NJY			DID NOT PLAY				
9-7	Den.			DID NOT PLAY				
9-14	@Ind.	0	0	0	0-0	0	—	0
9-21	S.D.			DID NOT PLAY				
9-28	@K.C.			DID NOT PLAY				
10-5	Tenn.			DID NOT PLAY				
10-12	—BYE—							
10-19	@St.L.			DID NOT PLAY				
10-26	Oak.			DID NOT PLAY				
11-2	@Den.			DID NOT PLAY				
11-9	@S.D.			DID NOT PLAY				
11-16	@N.O.			DID NOT PLAY				
11-23	K.C.			DID NOT PLAY				
11-30	Atl.			DID NOT PLAY				
12-7	@Balt.			DID NOT PLAY				
12-14	@Oak.	37	23	283	2-5	1	61	2
12-21	S.F.	8	8	88	1-5	0	19	0
1998 (For Seattle)								
9-6	@Phil.			DID NOT PLAY				
9-13	Ariz.			DID NOT PLAY				
9-20	Wash.			DID NOT PLAY				
9-27	@Pitt.			DID NOT PLAY				
10-4	@K.C.	12	3	42	0-0	0	16	1
10-11	Den.			DID NOT PLAY				
10-18	—BYE—							
10-25	@S.D.			DID NOT PLAY				
11-1	Oak.			DID NOT PLAY				
11-8	K.C.			DID NOT PLAY				
11-15	@Oakland			DID NOT PLAY				
11-22	@Dall.			DID NOT PLAY				
11-29	Tenn.	39	24	298	1-2	2	59-1	1
12-6	@NYJ	24	17	278	1-7	2	70-1	2
12-13	S.D.	31	16	140	2-10	1	15	3
12-20	Ind.	29	16	177	4-27	1	22	0
12-27	@Den.	37	22	242	3-26	1	24	1
1999 (For Seattle)								
9-12	Det.	30	20	202	6-28	2	26-1	0
9-19	@Chi.			DID NOT PLAY				
9-26	@Pitt.	29	18	265	1-14	0	51	0
10-3	Oak.	30	15	213	2-12	2	29-1	1
10-10	—BYE—							
10-17	@S.D.	29	17	151	3-11	1	25	1
10-24	Buff.	30	17	276	1-1	2	43-1	0
11-1	@G.B.	19	12	109	2-19	2	21	0
11-7	Cin.	24	14	202	2-15	3	32	2
11-14	Den.	31	16	235	1-5	2	39	1
11-21	@K.C.	33	14	235	0-0	2	45-1	1
11-28	T.B.	44	19	197	3-27	0	34	5
12-5	@Oak.	39	22	245	1-11	2	31-1	2
12-12	S.D.	40	25	285	3-14	1	48	1
12-19	@Den.	42	22	278	3-28	2	36-1	0
12-26	K.C.	30	18	216	3-9	2	20-1	0
1-2	@NYJ	45	21	237	1-4	0	32	2

DATE	OPP	ATT	CMP	YDS	SKD-YDS	TD	LG	INT
2000 (For Seattle)								
9-3	@Mia.	15	6	54	1-0	0	14	4
9-10	St.L.	31	20	245	3-8	1	34-1	2
9-17	N.O.	29	22	193	4-24	1	25	1
9-24	@S.D.	21	11	196	5-35	1	68-1	0
10-2	@K.C.	28	17	140	5-37	1	23	1
10-8	@Car.			DID NOT PLAY				
10-15	Ind.	6	5	57	1-4	0	18	0
10-22	@Oak.	18	11	85	1-1	0	14	0
10-29	K.C.	42	26	224	3-16	2	17	3
11-5	S.D.	19	11	85	1-7	2	18	1
11-12	@Jax.	33	22	231	1-1	3	30	0
11-19	—BYE—							
11-26	Den.	42	20	226	0-0	1	59	2
12-3	@Atl.	34	25	252	0-0	1	71	0
12-10	@Den.	41	26	298	0-0	3	37	3
12-16	Oak.	30	19	177	3-24	2	21	1
12-23	Buff.	29	18	195	5-9	0	45	1
2001 (For Cincinnati)								
9-9	N.E.	27	18	204	1-8	1	34	0
9-23	Balt.	30	19	154	2-18	1	41	0
9-30	@S.D.	32	18	135	2-9	2	20	3
10-7	@Pitt.	34	19	164	2-15	1	22	1
10-14	Cle.	38	20	201	0-0	1	33	0
10-21	Chi.	46	19	244	2-15	0	27	1
10-28	@Det.	27	17	204	1-16	2	30-1	2
11-4	—BYE—							
11-11	@Jax.	48	28	303	4-24	0	32	1
11-18	Tenn.	41	23	234	1-10	1	27	2
11-25	@Cle.	19	8	85	0-0	0	22	2
12-2	T.B.	38	19	144	3-29	1	19	1
12-9	Jax.	30	16	147	1-7	0	17	1
12-16	@NYJ	17	10	93	0-0	0	17	3
12-23	@Balt.	39	16	153	3-22	0	20	3
12-30	Pitt.	68	35	411	2-8	2	49	1
1-6	@Tenn.	47	28	340	1-4	0	39	1
CAREER		1711	971	10,768	104-631	61	71	67

(continued)

— KITNA'S 2001 GAME-BY-GAME RUSHING —

DATE	OPPONENT	ATT	YDS	AVG	LG	TD
9-9	NEW ENGLAND	2	-3	-1.5	-1	0
9-23	BALTIMORE	1	2	2.0	2-1	1
9-30	at San Diego	5	10	2.0	4	0
10-7	at Pittsburgh	2	1	0.5	2	0
10-14	CLEVELAND	4	18	4.5	11	0
10-21	CHICAGO	0	0	—	—	0
10-28	at Detroit	3	26	8.7	20	0
11-4	—BYE—					
11-11	at Jacksonville	2	0	0.0	0	0
11-18	TENNESSEE	1	9	9.0	9	0
11-25	at Cleveland	0	0	—	—	0
12-2	TAMPA BAY	0	0	—	—	0
12-9	JACKSONVILLE	1	-1	-1.0	-1	0
12-16	at New York Jets	1	4	4.0	4	0
12-23	at Baltimore	1	1	1.0	1	0
12-30	PITTSBURGH	2	6	3.0	7	0
1-6	at Tennessee	2	0	0.0	2	0
TOTALS		27	73	2.7	20	1

DE



JEVON LANGFORD



58

Ht: 6-3 Wt: 270

College: Oklahoma State

7th year in NFL

2001 Games-Starts: 3-0; Career Games-Starts: 66-14

Contract status as of 7-10-02: In second season of a three-year deal

Acquired: FA '01

Born: 2-16-74

Seventh-year Bengal is primarily a DE but can also play DT in nickel situations ... Was on the roster for the entire 2001 season, but played in only three games ... Was made available to Houston Texans in Feb. 2002 expansion draft, but was not selected.

2001 RECAP: Played on Sept. 9 vs. New England, Oct. 21 vs. Chicago, and Jan. 6 at Tennessee ... Inactive for Games 2-5 and 7-15 ... Had 2 solo tackles in win Sept. 9 vs. New England.

PREVIOUS SEASONS — 1996: Drafted by Bengals in fourth round (108th overall) ... Signed Aug. 5 ... Played in 12 games with three starts at RDE ... Made NFL playing debut Sept. 1 at St. Louis with 3 solos and 1 tackle for loss in just nine snaps ... Made first NFL start Nov. 24 vs. Atlanta, and set up Bengals TD drive with superb athletic effort, intercepting his own deflected pass against Bobby Hebert in first quarter ... Also had 3-yard sack against Hebert in Falcons game while leading line with 7 total tackles ... Led line with 7 tackles (4 solo) and added 2 QB pressures while playing as reserve Dec. 8 vs. Baltimore ... Returned to starting lineup Dec. 15 at Houston, and recovered Chris Chandler fumble to halt Oilers drive at Bengals 15 just before halftime; had 4 tackles (2 solo) at Oilers ... Had 3-yard sack against Jim Harbaugh in starting role Dec. 22 vs. Indianapolis ... Inactive due to shoulder injury for Games 9-10. **1997:** Played in 14 games (no starts) ... Had 14-yard sack, Bengals' longest sack of season, against Kelly Holcomb to end Colts' final possession in Bengals victory Nov. 9 at Indianapolis ... Also had 1 additional solo tackle at Indianapolis ... Had 3 tackles (1

solo) and a pass defensed Oct. 19 vs. Pittsburgh ... Had 3 tackles (2 solo) Oct. 26 at N.Y. Giants ... Played season-high 35 defensive snaps in victory Dec. 14 vs. Dallas. **1998:** Played 14 games with one start ... Led defensive line with 4 tackles (1 solo) in victory Sept. 13 at Detroit ... Had 3 assists in win Oct. 11 vs. Pittsburgh, and teamed with LB Reinard Wilson for 10-yard sack on Kordell Stewart in first quarter, forcing Steelers punt ... Had 3 solo tackles as starter in four-linemen front on Oct. 25 at Oakland ... Had season-high 5 solos Dec. 27 vs. Tampa Bay, tying for line lead in solos. **1999:** Started Games 1-2 and 4-8 at RDE ... Inactive for Game 3, Sept. 26 at Carolina, due to illness ... Suffered left knee sprain in Game 8, Oct. 31 vs. Jacksonville, and was on inactive list for Games 9-11 ... Returned to action in reserve DE role for Games 12-16 ... Had 3 solo tackles Sept. 19 vs. San Diego ... Posted season-high 5 tackles (4 solo), tying for line lead, on Oct. 3 vs. St. Louis ... Had 4 tackles (3 solo) on Oct. 17 vs. Pittsburgh ... Made 2 solos Oct. 31 vs. Jacksonville before being sidelined with left knee sprain ... Returned to action in victory Nov. 28 at Pittsburgh and had 2 solo tackles and a pass defensed ... Had 2 solos Dec. 26 at Baltimore. **2000:** Became an unrestricted free agent following 1999 season, but signed a two-year Bengals contract on April 29 ... On inactive list for Games 1-2 and 10-12 ... Played as reserve in Games 3-9 and 12 ... Started at RE in Games 14-16, taking over Michael Bankston's spot after Bankston switched to LE to replace the injured Vaughn Booker ... Strong at point of attack with 3 solo tackles in victory Oct. 22 vs. Denver ... Credited in coaches' reports for solid goal-line play in victory Oct. 29 at Cleveland ... Made first start of season on Dec. 10 at Tennessee and finished second

on line with 5 tackles (3 solo) ... Posted 4 solo tackles as starter in victory Dec. 17 vs. Jacksonville ... Closed the season with start Dec. 24 at Philadelphia and led the line with 5 tackles (all solo).

COLLEGE: Played 11 games and started 10 as an Oklahoma State senior, despite competing with a broken hand with screw inserted ... Impressed scouts with stellar performance in Hula Bowl ... Had biggest statistical season as a junior, starting every game and leading team with 8.5 sacks for 57 yards ... Started final nine games as a

sophomore and had sacks against future NFL quarterbacks Gus Frerotte (Tulsa) and Kordell Stewart (Colorado).

PERSONAL: Hometown is Washington, D.C. ... Attended Bishop Carroll High School, where he earned honorable mention on *USA Today* All-America team ... Business major at Oklahoma State ... Married (wife Pamela) with a daughter, Devon, 4, and a son, Rauk, 3 ... Has pursued an off-season career as a professional boxer ... Hobbies include raising Rottweilers ... First name is pronounced "juh-VAHN."

JEVON LANGFORD'S STATISTICS

YEAR	TEAM	G-S	Defense							Interceptions					Scoring				
			ST	AT	TT	SKS-YDS	PBU	FF	FR-YDS	NO	YDS	AVG	LG	TD	TD	TD	S	PTS	
1996	Cincinnati	12-3	20	4	24	2-6	1	0	1-0	1	0	0.0	0	0	—	—	—	—	
1997	Cincinnati	14-0	9	5	14	1-14	1	0	0-0	0	0	—	—	0	—	—	—	—	
1998	Cincinnati	14-1	17	7	24	0.5-5	0	0	0-0	0	0	—	—	0	—	—	—	—	
1999	Cincinnati	12-7	19	6	25	0-0	1	0	0-0	0	0	—	—	0	—	—	—	—	
2000	Cincinnati	11-3	19	3	22	0-0	2	0	0-0	0	0	—	—	0	—	—	—	—	
2001	Cincinnati	3-0	2	0	2	0-0	0	0	0-0	0	0	—	—	0	—	—	—	—	
CAREER		66-14	86	25	111	3.5-25	5	0	1-0	1	0	0.0	0	0	—	—	—	—	

YEAR	TEAM	Special Teams							Kickoff Returns					Punt Returns				
		ST	AT	TT	FF	YDS	BP	BFG	BXP	NO	YDS	AVG	FC	LG	TD	NO	YDS	AVG
1996	Cincinnati	1	0	1	0	0-0	0	0	0	—	—	—	—	—	—	—	—	—
CAREER		1	0	1	0	0-0	0	0	0	—	—	—	—	—	—	—	—	—

G



VICTOR LEYVA

Ht: 6-4 Wt: 315

College: Arizona State

2nd year in NFL

2001 Games-Starts: 0-0; Career Games-Starts: 0-0

Contract status as of 7-10-02: In second season of a three-year deal

Acquired: D5 '01 (135th overall)

Born: 12-18-77



77

Leyva spent rookie season in a learning mode, but brings toughness and versatility to his bid for playing time as a second-year pro ... Primary position is guard, but can play center and tackle as well ... Well-schooled for the NFL as a four-year starter at Arizona State.

2001 RECAP: Drafted by Cincinnati in fifth round (135th overall) ... Signed July 10 ... Played in all four pre-season games ... On inactive list for regular season Games 1-14 and 16 ... Active on Dec. 30 vs. Pittsburgh, but did not play ... Physically unable to play for Games 1-2, due to right ankle sprain suffered in preseason finale Aug. 30 vs. Indianapolis.

COLLEGE: Started at RT for Arizona State as a junior and senior after starting at RG for most of his freshman and sophomore seasons ... Earned All-Pac 10 conference honors as a senior; credited with 107 key blocks and over-

all grade of 85.7% while leading a line that helped produce 379.2 yards per game ... Redshirted as a true freshman in 1996.

PERSONAL: Born in Guanajuato, Mexico, but grew up in Porterville, Calif. ... Earned All-America honors from *Blue Chip Illustrated* as a senior OT at Porterville's Monache High School, where he also played DT ... Was one of California's top heavyweight high school wrestlers, posting a 47-2 record, and also ranked in the state's top three in shot put and discus ... Earned sociology degree from Arizona State, and has pursued post-graduate courses ... At the invitation of President George W. Bush, joined a group of NFL personnel with Hispanic backgrounds at a White House reception on 5-3-02, celebrating Cinco de Mayo (Mexican independence day) ... Full name is Victor Samuel Leyva ... Last name is pronounced "LAY-vuh."

TE



KIRK McMULLEN



43

Ht: 6-4 Wt: 246
College: Pittsburgh
2nd year in NFL

2001 Games-Starts: 7-2; Career Games-Starts: 7-2
Contract status as of 7-10-02: In second season of a three-year deal
Acquired: FA '01
Born: 7-19-77

McMullen began the 2001 season as a first-year player on Bengals practice squad, but finished the year as No. 1 TE from an injury-plagued position group ... Adds value on roster as a backup long snapper.

2001 PARTICIPATION: Played in seven games with two starts ... Opened training camp with Bengals ... Waived Sept. 2, and signed to Bengals practice squad Sept. 3 ... Signed from practice squad to Bengals' 53-player roster Nov. 17, filling spot opened by TE Marco Battaglia's appendectomy. ... Played in Games 9-10 ... Waived Nov. 27 and re-signed to practice squad Nov. 28 ... Signed to active roster on Dec. 4 after Tony McGee suffered a sprained MCL in his right knee, and played in the last five games, with starts Dec. 16 at N.Y. Jets and Dec. 30 vs. Pittsburgh.

2001 HIGHLIGHTS: Made NFL debut Nov. 18 vs. Tennessee ... Was the No. 1 TE on Dec. 9, vs. Jacksonville, but did not start as Bengals opened in H-back alignment ... Made first start Dec. 16 at N.Y. Jets and made a key play on his first NFL reception, gaining 4 yards on third-and-one from Jets' 7 ... The play kept alive the team's opening 20-play, 12-minute TD drive of 81 yards ... Had an 11-yard reception in season finale Jan. 6 at Tennessee ... Played in spring of 2001 for Amsterdam Admirals of

NFL Europe League, catching 3 passes for 34 yards before suffering season-ending ankle sprain in Game 7.

2000: Signed after the 2000 NFL Draft with Kansas City as rookie free agent ... Played in Chiefs' first three preseason games (no statistics) ... Waived Aug. 22, and signed Aug. 30 to Kansas City practice squad ... Was on Chiefs practice squad for one game; released from K.C. practice squad on Sept. 5 ... Signed to Bengals practice squad on Nov. 29; was on Bengals practice squad for four games ... Signed to Bengals offseason roster Dec. 26.

COLLEGE: Played in 36 games with nine starts for Pitt ... Panthers' top pass-catching tight end as a senior, catching 14 passes for 184 yards and 3 TDs ... Selected to play in the Blue-Gray all-star game after senior season and caught 2 passes for 23 yards ... Contributed as a long snapper on field goals and PATs his last two seasons.

PERSONAL: Hometown is Imperial, Pa. ... Offseason residence is Pittsburgh ... Earned all-section honors in football and basketball as senior at West Allegheny High School ... Earned bachelor's degree in social sciences at Pitt ... Married (wife Gretchen) ... Hobbies include fishing and weight lifting ... Full name is Kirk Lawrence McMullen.

KIRK McMULLEN'S STATISTICS

YEAR TEAM	G-S	Receiving						Rushing						Scoring					
		NO	YDS	AVG	LG	TD		ATT	YDS	AVG	LG	TD		TD	TD-R	TD-P	TD-RI	2-PIC	PTS
2000		DID NOT PLAY*						DID NOT PLAY*						DID NOT PLAY*					
2001 Cincinnati	7-2	2	15	7.5	11	0		—	—	—	—	—		—	—	—	—	—	—
CAREER	7-2	2	15	7.5	11	0		—	—	—	—	—		—	—	—	—	—	—

*NOTE: McMullen was on the practice squad for one game with Kansas City and four games with Cincinnati in 2000.

DT



MARIO MONDS



93

Ht: 6-3 Wt: 325
College: Cincinnati
2nd year in NFL

2001 Games-Starts: 2-0; Career Games-Starts: 2-0
Contract status as of 7-10-02: In second season of a three-year deal
Acquired: W (Wash.) '01
Born: 11-10-76

Rookie from University of Cincinnati was drafted by Washington last season and was acquired by Bengals just before the start of the regular season ... Saw action in two games for Cincinnati ... Assigned to F.C. Barcelona for 2002 NFL Europe League, but suffered torn right knee ligament (ACL) and played in only one game ... Will be out until at least September.

2001 RECAP: Entered NFL as Washington's fifth-round choice in 2001 Draft (186th overall) ... Had 6 tackles in preseason, including 5 at New England in Redskins' final game ... Waived Sept. 3; acquired by Bengals on waiver claim Sept. 4 ... Played in regular season Oct. 21 vs. Chicago and Oct. 28 at Detroit ... Had 1 tackle vs. Chicago, stopping RB Anthony Thomas for 1-yard loss in

fourth quarter ... Inactive for regular-season Games 1-4 and 8-16 ... Active for Game 5, Oct. 14 vs. Cleveland, due in part to injury to DT Tony Williams, but did not play.

COLLEGE: As a Univ. of Cincinnati junior in 1999, received John Pease Award as team's top defensive lineman ... Named second-team All-Conference USA as senior, posting 25 tackles (19 solo), 4.5 sacks and 12 TFL ... Played in 2000 Motor City Bowl ... Played in 1996 and '97 at Hutchinson (Kan.) Community College ... Named JC All-American in 1997; had 84 tackles and 3 sacks ... Sat out 1998 season before his transfer to Cincinnati.

THE UC CONNECTION: In 2001, Monds became the 10th former Univ. of Cincinnati player to make the Bengals' regular-season roster. The others: DE Vaughn Booker (2000-

present), LB Toney Catchings (1987), QB Greg Cook (1969-74), LB Alex Gordon (1991-93), CB Artrell Hawkins (1998-present), LB Evan Jolitz (1974), LB Howie Kurnick (1979-80), S Rob Niehoff (1987) and RB Clem Turner (1969).

PERSONAL: Hometown is Fort Pierce, Fla., where he still resides in offseason ... Attended Westwood H.S. ... Married (wife Ingrid), with children Breanna (born 2-20-97) and Mario II (5-20-01) ... During offseason, speaks to grade school and middle school students, and to juvenile inmates ... Father, Wonder Monds, was an All-American safety at Nebraska; he was fourth-round Steelers draft pick in 1976 and played in NFL for 49ers in '78; played for Ottawa in CFL in 1976-77-79 ... Mario's brother, Wonderful Terrific Monds III, played minor league baseball (OF) from 1993-99, including '99 in Cincinnati Reds' system.

MARIO MONDS' STATISTICS

			Defense							Interceptions					Scoring				
YEAR	TEAM	G-S	ST	AT	TT	SKS-YDS	PBU	FF	FR-YDS	NO	YDS	AVG	LG	TD	TD	INT	FRT	S	PTS
2001	Cincinnati	2-0	1	0	1	0-0	0	0	0-0	—	—	—	—	—	—	—	—	—	—
CAREER		2-0	1	0	1	0-0	0	0	0-0	—	—	—	—	—	—	—	—	—	—

FB



LORENZO NEAL

Ht: 5-11 Wt: 245

College: Fresno State

10th year in NFL

2001 Games-Starts: 16-10; Career Games-Starts: 130-66

Contract status as of 7-10-02: In final season of a two-year deal

Acquired: FA 01

Born: 12-27-70



41

THE PLAYERS

One of NFL's top fullbacks, Neal returns for his second Cincinnati season and 10th in NFL ... Last season, logged his fifth straight campaign as lead blocker for a 1000-yard rusher, as HB Corey Dillon gained 1315 ... Played in every game for eighth straight season ... His 128 consecutive NFL games played is longest streak among current Bengals ... Has scored at least 1 TD in all nine of his NFL seasons, with at least 1 TD reception in each of last seven years ... Two-time selection for USA Today's "All-Joe Team" for tough, unsung performers (2001 and 1999).

2001 PARTICIPATION: Signed with Bengals as free agent on May 7 ... Was the No. 1 FB for every game, and was in starting lineup for Games 1, 3-5, 7 and 9-13 ... Played but did not start in the other six games as team opened in formations with extra receiver or tight end.

2001 HIGHLIGHTS: Named second alternate to AFC Pro Bowl squad ... HB Corey Dillon's 1315 yards were the second-most in Neal's five-season streak of blocking for a 1000-yard rusher ... Blocked in 1997 for Jets' Adrian Murrell (1086 yards), in '98 for Bucs' Warrick Dunn (1026), and in '99-'00 for Titans' Eddie George (1304-1509) ... Neal's contributions on blitz pick-ups helped Bengals offense allow only 28 sacks, fourth-best figure in team history ... Helped Bengals post 157 rushing yards in season opener Sept. 9 vs. New England ... Aided Dillon on Sept.

23 vs. Baltimore to most yards by a single back (57) against the Ravens defense in a span of 14 games ... Neal also had 8-yard pass reception vs. Ravens ... Caught 2 passes for 3 yards Oct. 7 at Pittsburgh, including 1-yard TD from Jon Kitna in fourth quarter for Bengals' only touchdown of the game ... Aided Dillon's 140-yard rushing performance Oct. 14 vs. Cleveland and had 3 catches for 13 yards ... On Oct. 28 at Detroit, in addition to his blocking support for Dillon's 184 rushing yards, Neal saw his first action of the season as a rusher (3 carries for 6 yards) and had 1 pass reception for 4 yards ... Had season-long 12-yard pass reception Nov. 18 vs. Tennessee ... Had 2 pass receptions for 11 yards Dec. 9 vs. Jacksonville ... On Dec. 16 at N.Y. Jets, made a clearing block as Dillon gained 4 yards on a fourth-and-1 play that kept alive Cincinnati's opening 20-play TD drive ... Helped pave the way for 127 rushing yards by Dillon Dec. 23 at Baltimore, the first 100-yard effort by a rusher against the Ravens in 51 games ... Had 2 receptions for 16 yards Dec. 30 vs. Pittsburgh ... Had 2 catches for 11 yards and was part of 436-yard offensive game in victory Jan. 6 over his former Tennessee teammates.

RB COACH JIM ANDERSON, on how long it has been since he has coached a better blocking fullback than Neal: "A long time. A long, long time. There have been guys who could do more things. But for blocking ... he'll hit you, there's just no question about that."

(continued)

PREVIOUS SEASONS — 1993: Drafted by New Orleans in fourth round (89th overall) ... Signed July 15 ... Started his first two NFL games at FB before suffering season-ending broken ankle in third quarter Sept. 12 at Atlanta ... Placed on Injured Reserve on Sept. 15 ... Led team in rushing (13 for 89) in NFL debut Sept. 5 at Houston ... Before suffering injury at Atlanta, gained 86 yards on 8 carries, including 74-yard TD run, and set Saints single-game record for most yards-per-carry (10.8) in a game. **1994:** Played in 16 games with seven starts for New Orleans and rushed a career-high 30 times for 90 yards ... Gained 64 yards on 13 carries Oct. 9 at Chicago. **1995:** Primarily utilized as a blocker while playing every New Orleans game, aiding 951-yard season by RB Mario Bates ... Had 12 pass receptions for 123 yards on the season, including a 69-yard TD jaunt with a screen pass in victory Dec. 3 at New England ... TD catch vs. Patriots was the second-longest reception by RB in Saints history and the longest that resulted in a score. **1996:** Earned free agency on Feb. 16, but re-signed with Saints on July 1 ... Made career-high 11 starts for Saints and posted career-high 31 receptions for 194 yards ... Had 6 catches in each of New Orleans' games against Atlanta, and scored TD at Atlanta on Nov. 17. **1997:** Signed by N.Y. Jets as unrestricted free agent on March 31 ... Played every game with 10 starts while supporting his first 1000-yard rusher, Adrian Murrell (1086) ... Scored 5-yard TD on his first Jets pass reception Oct. 19 vs. New England ... Had season-high 3 receptions for 19 yards Nov. 23 vs. Minnesota. **1998:** Traded by Jets to Tampa Bay for a fifth-round draft pick on March 12 ... Played in every game and supported his second 1000-yard rusher in Warrick Dunn (1026) ... Helped Tampa Bay finish fourth in NFL total rushing ... Scored 3-yard TD on pass reception in season opener Sept. 6 at Minnesota ... Averaged 6.3 yards per rush (4-25) in season finale Dec. 27 at Bengals. **1999:** Released by Tampa Bay Feb. 11 and signed March 2 by Tennessee ... Made career-high 14 starts plus two playoff starts as Titans reached Super Bowl with overall 16-4 record ... Selected as a Pro Bowl alternate and earned a spot on *USA Today's* "All-Joe Team" for tough, unsung performers ... Helped Eddie George rush for 1304 regular-season yards, including seven games of

100 or more ... Scored career-high 3 TDs ... Scored a TD on his first rush as a Titan, a 1-yarder in victory Oct. 10 vs. Baltimore ... Scored the first TD in Titans' 24-21 comeback win Oct. 17 at New Orleans, scoring on 4-yard pass in third quarter that cut a 10-0 Saints lead ... Scored game's first TD on 1-yard pass in victory Oct. 31 vs. St. Louis ... Led Eddie George to 199 rushing yards and 7.1-yard average in victory Dec. 9 vs. Oakland ... Aided George in a pair of 100-yard rushing games in the playoffs, 106 yards on 1-8-00 vs. Buffalo and club playoff record 162 yards on 1-16-00 at Indianapolis. **2000:** Played in every game for Titans, with five starts ... Opened season with designation as NFL's best blocking fullback by *The Sporting News* ... Named All-Pro fullback in *Sports Illustrated's* 2000 mid-season review ... Named third alternate on the AFC Pro Bowl team while sparking RB Eddie George to 1509 rushing yards with 14 TDs ... Aided 181-yard total by George in Oct. 8 start at Bengals, and started again the following week as George posted a third-straight 100-yard game with 165 vs. Jacksonville ... Caught a 4-yard TD pass Nov. 12 at Baltimore ... Opened holes for three George TD runs (4, 1, 1) on Nov. 19 vs. Cleveland as George gained 134 ... Caught a 1-yard TD pass in victory Dec. 10 vs. Bengals ... Helped George again score 3 TDs against Browns on Dec. 17 at Cleveland; George totaled 176 yards vs. Browns and was named AFC Offensive Player of the Week.

COLLEGE: Finished four-year career at Fresno State as school's second-leading all-time rusher with 2405 yards ... Scored 27 rushing TDs; added 59 pass receptions for 500 yards and 2 TDs ... Averaged 4.9 yards per carry and had at least 8 rushing TDs in his last three seasons ... All-Big West as a junior and senior ... Also a top wrestler, earning All-America honors as junior heavyweight.

PERSONAL: Born in Hanford, Calif., and grew up in Fresno, Calif. ... Offseason residence is Nashville, Tenn. ... Played FB and LB for Lemoore (Calif.) High School, and also won state wrestling title as a senior ... As a member of the Japan Bowl's West team at the conclusion of his college career, defeated a sumo wrestler in an exhibition match ... Married (wife Denisha), with a son, Lorenzo Matthew (born 11-4-97) ... Full name is Lorenzo LaVonne Neal.

LORENZO NEAL'S STATISTICS

			Rushing					Receiving					Scoring					
YEAR	TEAM	G-S	ATT	YDS	AVG	LG	TD	NO	YDS	AVG	LG	TD	TD	TD-R	TD-P	TD-RT	2-PIC	PTS
1993	New Orleans	2-2	21	175	8.3	74-1	1	0	0	—	—	0	1	1	0	0	0	6
1994	New Orleans	16-7	30	90	3.0	12	1	2	9	4.5	5	0	1	1	0	0	0	6
1995	New Orleans	16-6	5	3	0.6	3	0	12	123	10.3	69-1	1	1	0	1	0	0	6
1996	New Orleans	16-11	21	58	2.8	11	1	31	194	6.3	23	1	2	1	1	0	0	12
1997	N.Y. Jets	16-10	10	28	2.8	8	0	8	40	5.0	14	1	1	0	1	0	0	6
1998	Tampa Bay	16-1	5	25	5.0	12	0	5	14	2.8	5	1	1	0	1	0	0	6
1999	Tennessee	16-14	2	1	0.5	1-1	1	7	27	3.9	8	2	3	1	2	0	0	18
2000	Tennessee	16-5	1	-2	-2.0	-2	0	9	31	3.4	8	2	2	0	2	0	0	12
2001	Cincinnati	16-10	5	10	2.0	4	0	19	101	5.3	12	1	1	0	1	0	0	6
N.O. TOTALS			50-26	77	326	4.2	74-1	3	45	326	7.2	69-1	2	5	3	2	0	30
NYJ TOTALS			16-10	10	28	2.8	8	0	8	40	5.0	14	1	1	0	1	0	6
T.B. TOTALS			16-1	5	25	5.0	12	0	5	14	2.8	5	1	1	0	1	0	6
TENN. TOTALS			32-19	3	-1	-0.3	1-1	1	16	58	3.6	8	4	5	1	4	0	30
CIN. TOTALS			16-10	5	10	2.0	4	0	19	101	5.3	12	1	1	0	1	0	6
CAREER			130-66	100	388	3.9	74-1	4	93	539	5.8	69-1	9	13	4	9	0	78

YEAR	TEAM	Special Teams								Kickoff Returns						Punt Returns					
		ST	AT	TT	FF	YDS	BP	BFG	BXP	NO	YDS	AVG	FC	LG	TD	NO	YDS	AVG	FC	LG	TD
1994	New Orleans	0	0	0	0	0-0	0	0	0	1	*17	17.0	0	15	0	—	—	—	—	—	—
1995	New Orleans	0	0	0	0	0-0	0	0	0	2	28	14.0	0	16	0	—	—	—	—	—	—
1996	New Orleans	2	0	2	0	0-0	0	0	0	0	0	—	0	—	0	—	—	—	—	—	—
1997	N.Y. Jets	5	0	5	0	0-0	0	0	0	2	22	11.0	0	22	0	—	—	—	—	—	—
1999	Tennessee	0	0	0	0	0-0	0	0	0	2	15	7.5	0	14	0	—	—	—	—	—	—
2000	Tennessee	0	0	0	0	0-0	0	0	0	1	15	15.0	0	15	0	—	—	—	—	—	—
2001	Cincinnati	2	0	2	0	0-0	0	0	0	0	0	—	0	—	0	—	—	—	—	—	—
N.O. TOTALS		2	0	2	0	0-0	0	0	0	3	*45	15.0	0	16	0	—	—	—	—	—	—
NYJ TOTALS		5	0	5	0	0-0	0	0	0	2	22	11.0	0	22	0	—	—	—	—	—	—
TENN. TOTALS		0	0	0	0	0-0	0	0	0	3	30	10.0	0	15	0	—	—	—	—	—	—
CIN. TOTALS		2	0	2	0	0-0	0	0	0	0	0	—	0	—	0	—	—	—	—	—	—
CAREER		9	0	9	0	0-0	0	0	0	8	*97	12.1	0	22	0	—	—	—	—	—	—

*NOTE: In 1994, Neal returned 1 kickoff for 15 yards. He received another kickoff and gained 2 yards before he lateraled the ball to a teammate, who then lateraled to another teammate. One of the two subsequent ball handlers gained more yardage on the return than Neal, thus Neal received credit for the yardage he gained but not for the return itself.

NEAL'S SINGLE-GAME HIGHS

RUSHING — Attempts: 14 at Chi. 10-9-94 (for N.O.); Yards: 89 vs. Hous. 9-5-93 (for N.O.); Long: 74 at Atl. 9-12-93 (TD) (for N.O.); Touchdowns: 1 (4 times); most recently vs. Balt. 10-10-99 (for Tenn.).

RECEIVING — Receptions: 6 (twice); most recently vs. Atl. 12-8-96 (for N.O.); Yards: 78 at N.E. 12-3-95 (for N.O.); Long: 69 at N.E. 12-3-95 (TD) (for N.O.); Touchdowns: 1 (9 times); most recently at Pitt. 10-7-01 (for Cin.).

NEAL'S 2001 GAME-BY-GAME STATISTICS

DATE	OPPONENT	Rushing					Receiving				
		ATT	YDS	AVG	LG	TD	NO	YDS	AVG	LG	TD
9-9	NEW ENGLAND	0	0	—	—	0	0	0	—	—	0
9-23	BALTIMORE	0	0	—	—	0	1	8	8.0	8	0
9-30	at San Diego	0	0	—	—	0	2	8	4.0	7	0
10-7	at Pittsburgh	0	0	—	—	0	2	3	1.5	2	1
10-14	CLEVELAND	0	0	—	—	0	3	13	4.3	8	0
10-21	CHICAGO	0	0	—	—	0	1	7	7.0	7	0
10-28	at Detroit	3	6	2.0	4	0	1	4	4.0	4	0
11-4	—BYE—										
11-11	at Jacksonville	0	0	—	—	0	1	5	5.0	5	0
11-18	TENNESSEE	0	0	—	—	0	1	12	12.0	12	0
11-25	at Cleveland	1	4	4.0	4	0	0	0	—	—	0
12-2	TAMPA BAY	0	0	—	—	0	0	0	—	—	0
12-9	JACKSONVILLE	0	0	—	—	0	2	11	5.5	6	0
12-16	at New York Jets	1	0	0.0	0	0	0	0	—	—	0
12-23	at Baltimore	0	0	—	—	0	1	3	3.0	3	0
12-30	PITTSBURGH	0	0	—	—	0	2	16	8.0	10	0
1-6	at Tennessee	0	0	—	—	0	2	11	5.5	9	0
TOTALS		5	10	2.0	4	0	19	101	5.3	12	1

POSTSEASON

YEAR	TEAM	G-S	Rushing				Receiving				Scoring			
			ATT	YDS	AVG	LG	TD	NO	YDS	AVG	LG	TD	TD-R	TD-P
1999	Tennessee	4-2	0	0	—	—	0	1	1	1.0	1	0	—	—
2000	Tennessee	1-1	0	0	—	—	0	0	0	—	—	0	—	—
CAREER		5-3	0	0	—	—	0	1	1	1.0	1	0	—	—

THE SACK-ER, NOT THE SACK-EE

The 2001 season saw the Bengals establish a new team record for the best sack differential figures in club history.

The defense recorded a team-record 48 sacks; the offense was fourth-best in team history with only 28 sacks allowed; and the differential of plus-20 was the best in team history.

The previous record was plus-19 (43-24), set in 1973. The third-best full-season differential was plus-17 (42-25) in 1995.



MATT O'DWYER



72

Ht: 6-5 **Wt:** 310
College: Northwestern
8th year in NFL

2001 Games-Starts: 12-12; **Career Games-Starts:** 98-88
Contract status as of 7-10-02: In second season of a three-year deal
Acquired: UFA (NYJ) '99
Born: 9-1-72

Battled through a pair of knee injuries to play 12 games as Bengals' starting LG in 2001 ... Completed his third season as a Bengals starter since his 1999 signing as an unrestricted free agent from the N.Y. Jets ... Contributor to line performance of only 28 sacks allowed, the fourth-best figure in team history, and he helped power HB Corey Dillon to 1315 rushing yards, second-most in team history ... Has been rated throughout his career as one of the NFL's physically strongest players ... Was on starting offensive line for top individual rushing game in NFL history, 278 yards by Dillon vs. Denver in 2000.

2001 PARTICIPATION: Was eligible for unrestricted free agent status after the 2000 season, but signed a three-year Bengals contract on March 1, the day before free agency market was to open ... Started at LG in Games 1-8, 12-14 and 15 ... Suffered sprained ligament (MCL) in his left knee in Game 8, Nov. 11 at Jacksonville ... Missed the next three games (inactive) and returned to start Dec. 9 vs. Jacksonville ... Continued to play Dec. 23 at Baltimore after suffering another left knee sprain, but the injury caused him to be inactive Dec. 30 vs. Pittsburgh ... Returned to starting role in Jan. 6 season finale at Tennessee.

2001 HIGHLIGHTS: Graded "outstanding" (90% or better) in six games (half his total games played) ... Graded 93% for rushing attack that gained 157 yards in Sept. 9 win vs. New England; missed 17 snaps vs. Patriots with mild concussion ... On Sept. 23 vs. Baltimore, graded 92% while aiding HB Corey Dillon to the most yards (57) by a back against the Ravens in a span of 14 games ... Graded 95% in support of Dillon's 140-yard rushing performance Oct. 14 vs. Cleveland, and Bengals allowed no sacks vs. Browns ... On Oct. 28 at Detroit, on HB Corey Dillon's 96-yard TD run, had a key block on Lions NT Shaun Rogers ... Graded 94% at Detroit as Bengals gained a 412 yards (224 rushing, 188 passing), with QB Jon Kitna sacked only once and Dillon gaining Bengals road-record 184 yards ... Contributed to line performance of no sacks allowed Dec. 16 at N.Y. Jets ... Blocked Dec. 23 at Baltimore for 127-yard rushing effort by Dillon, the first 100-yard game by an individual against the Ravens in 51 games ... Played every snap Jan. 6 at Tennessee as line allowed only 1 sack and underwrote a 436-yard offensive day (336 passing, 100 rushing).

PREVIOUS SEASONS — 1995: Drafted by Jets in Round 2 (33rd overall) ... Second guard selected in draft, behind Ruben Brown (taken No. 14 by Buffalo) ... Selected with pick acquired from Jacksonville for Jets picks at Nos. 40 and 71 ... Played in 12 games and made 2 starts before

suffering a season-ending knee injury Dec. 3 vs. St. Louis ... Made first start in victory Nov. 26 at Seattle ... Played both LG and RG in Jets' line rotation. **1996:** In Bill Parcells' first year as Jets coach, O'Dwyer was one of eight players to start all 16 games ... Had big day Sept. 29 at Washington, opening holes for RB Adrian Murrell's 31-for-132 outing and allowing Neil O'Donnell time to throw for 292 yards ... On Oct. 6 at Oakland, helped pave the way for Murrell's 2nd consecutive 100-yard rushing game (the first time a Jets RB accomplished that feat since Freeman McNeil in 1987) ... Worked to help keep toes without a sack in consecutive games, Oct. 13 at Jacksonville and Oct. 20 vs. Buffalo ... Suffered stomach cramps midway through the 3rd quarter Oct. 27 at Arizona, but was able to return and was a key man in opening holes in Murrell's 31-for-199 rushing effort ... Supported Murrell's fifth 100-yard rushing day of the season Nov. 24 at Buffalo ... Started at LG on Dec. 8 at New England, and played the entire game, despite being hobbled by a sprained ankle suffered early in the contest. **1997:** Started and played all 16 Jets games at LG ... Opened with strong effort Aug. 31 at Seattle as Jets won 41-3, keeping QB Neil O'Donnell free of sacks and paving way for 434 total yards ... Credited by coaches for superior job pass blocking in victory Sept. 21 vs. Oakland ... In Sept. 28 win at Bengals, contributed to an effort that produced 42:50 possession time, no sacks allowed and 190 rushing yards ... Contributed to line's allowing only 1 sack each in Games 6 and 8-9 ... Chicago-area native started against his hometown Bears at Soldier Field on Nov. 16 as Jets posted 23-15 win ... In victory Dec. 14 vs. Tampa Bay, helped the Jets to control the ball for 37:31 while allowing no sacks. **1998:** Capped season of starting every game at RG for Jets with two playoff starts ... Played a big role in Jets' 429 yards and 39:16 possession time in Divisional Playoff victory on 1-10-99 vs. Jacksonville, and helped offense total 370 yards in AFC Championship Game on 1-17-99 at Denver ... Opened regular season with fine pass-blocking performance as Glenn Foley passed for 415 yards Sept. 6 at San Francisco ... Helped lead Jets to 302 rushing yards, second-most in team history, in 44-6 win Sept. 20 vs. Indianapolis ... Helped pave way for Curtis Martin's 2nd straight 100-yard rushing day in victory Oct. 4 vs. Miami ... O'Dwyer and Jets line helped Martin to six more 100-yard games later in season, and total of eight for the year ... O'Dwyer's consistent play helped Jets to 6-0 finish in regular season, including a streak of no sacks on QB Vinny Testaverde during Games 12-14 against Carolina, Seattle and Miami. **1999:** Signed by Cincinnati on June 22 as unrestricted free agent ... Started every game at LG for Bengals, running streak of consecutive NFL starts to 64 ... Finished

second on Bengals offense in total snaps, missing only five snaps all season ... Helped key HB Corey Dillon's 1200-yard Pro Bowl season along with Bengals' rise to sixth in NFL rushing yards (2051) and third in yards per carry (4.6) ... Credited by coaches with 5 "pancake" blocks in victory Dec. 12 vs. Cleveland, the highest pancake total in a game by any Bengals lineman all season ... Led Bengals charge vs. Cleveland as offense rolled for 279 rushing yards, including season-high 192 by HB Corey Dillon ... Joined other offensive line starters in earning coaches' offensive Game Ball for Oct. 10 Cleveland game ... Had 13 pancakes on season ... Played every offensive snap as offense rolled for three straight 400-yard games, including victories Nov. 28 at Pittsburgh (415 yards), Dec. 5 vs. San Francisco (season-high 476 yards) and Dec. 12 vs. Cleveland (459 yards). **2000:** His sixth NFL season was proving to be one of his best until he suffered a left ankle fracture on Nov. 19 at New England ... Placed on Injured Reserve on Nov. 20, missing last five games ... Helped pave the way for HB Corey Dillon's team-record 1435-yard rushing season ... Strong contributor to team's best per-carry rushing average (4.7) since 1989 ... Rated in coaches' reviews as responsible for only one sack in 585 snaps, second-lowest ratio on line behind RT Willie Anderson ... Credited in coaches' reviews with 14 "dominating blocks" in his 10 games, second-highest total on the team and most per game ... Started Games 2-11 at LG ... Inactive for season opener, Sept. 10 vs. Cleveland, due to NFL suspension ... Credited with 5 "dominating blocks" (DBs) and an "outstanding" (92%) grade on Sept. 24 at Baltimore ... Also graded outstanding (90%) on Oct. 1 vs. Miami, and had 4 DBs ... Played every snap in win Oct. 22 vs. Denver as HB Corey Dillon rushed for NFL-record 278 yards and team totaled club-record 407 ... Credited with 2 DBs in win Oct. 29 at Cleveland, and also had 2 DBs Nov. 5 vs. Baltimore.

COLLEGE: Earned all-Big Ten honors, playing both tackle and guard, during his junior and senior seasons at Northwestern ... Played an integral part in head coach Gary Barnett's major turnaround of the football program ... Played four of the five offensive line positions during his four-year tenure with the Wildcats.

PERSONAL: Hometown is Lincolnshire, Ill. ... Helped lead Stevenson High School to state football playoffs, earning all-area and academic all-conference honors ... Also earned all-conference track honors in discus ... Current offseason residence is Villa Hills, Ky., part of Greater Cincinnati ... Married (wife Jenny), with a daughter, Emma (born 11-20-01) ... Has been active in visiting both pediatric units and elementary schools during his pro career ... Avid weight lifter ... Majored in organizational studies at Northwestern ... Full name is Matthew Phillip O'Dwyer.

MATT O'DWYER'S STATISTICS

YEAR	TEAM	GAMES	STARTS
1995	New York Jets	12	2
1996	New York Jets	16	16
1997	New York Jets	16	16
1998	New York Jets	16	16
1999	Cincinnati	16	16
2000	Cincinnati	10	10
2001	Cincinnati	12	12
NYJ TOTALS		60	50
CIN. TOTALS		38	38
CAREER		98	88

— POSTSEASON —

YEAR	TEAM	GAMES	STARTS
1998	New York Jets	2	2
CAREER		2	2

DE



ERIC OGBOGU

Ht: 6-4 Wt: 270
College: Maryland
5th year in NFL

2001 Games-Starts: 15-0 (NYJ); **Career Games-Starts:** 41-0
Contract status as of 7-10-02: In first season of a two-year deal
Acquired: UFA (NYJ) '02
Born: 7-18-75



92

A young veteran of 41 regular-season games and three playoff contests, Ogbogu signed April 29 with Cincinnati as an unrestricted free agent (N.Y. Jets) ... Closed his Jets career by leading the line in tackles (7) in Wild Card playoff at Oakland ... Had entered 2000 Jets training camp as starting RDE, but missed that entire season with shoulder injury ... Came back last season to play 16 games (including playoff) and posted career-high 24 regular-season tackles ... Played at University of Maryland when Bengals defensive coordinator Mark Duffner was Terps head coach.

COACH MARK DUFFNER SAYS: "Eric has a good first step as a pass rusher, and he's a bright, quality guy who can help a team in a lot of ways. He's a good addition to our unit."

2001 PARTICIPATION: Played in a career-high 15 regular-season games after missing the previous year with a shoulder injury ... Played in his third NFL playoff game.

2001 HIGHLIGHTS: Helped Jets defense on Nov. 18 to the team's first shutout at rival Miami since 1970 ... Contributed 3 tackles in 24-0 win and recovered fumble by QB Jay Fiedler to stop Miami drive at Jets' 40 in fourth quarter ... Also had 3 tackles in 21-17 win at home vs. Miami on Oct. 14 ... Saw considerable action in line rotation Nov. 4 at New Orleans as Jets allowed only 246 yards, limiting RB Ricky Williams to 19-for-58 rushing ... Had 2 tackles at Saints ... His 7 tackles (4 solo) in 1-12-02 playoff game at Oakland were just two short of the team lead and were his career best.

(continued)

(Eric Ogbogu, continued)

PREVIOUS SEASONS — 1998: Drafted by N.Y. Jets in sixth round (163rd overall) ... Played in 12 games finishing with 8 tackles (5 solo) ... Played in both Jets playoff contests (no statistics), including AFC Championship Game on 1-17-99 at Denver ... Made NFL debut in season opener Sept. 6 at San Francisco, and logged his first two tackles Sept. 20 vs. Indianapolis ... Had season-high of 4 tackles Oct. 11 at St. Louis. **1999:** Played 14 games, with 12 tackles, 2 fumble recoveries and a sack ... Scored a touchdown with his second fumble recovery, controlling a Doug Flutie fumble in the end zone on Nov. 21 vs. Buffalo ... The score gave the Jets a 14-0 second quarter lead en route to 17-7 win ... Sacked Peyton Manning for 7-yard loss Nov. 28 at Indianapolis, putting Colts out of field goal range ... Had 1 tackle and recovered a Drew Bledsoe fumble in season opener Sept. 12 vs. New England ... Posted season-high 3 tackles Oct. 11 vs. Jacksonville ... Played Oct. 24 at Oakland, but was sidelined due to illness and was inactive for the next two games. **2000:** Listed No. 1 at RDE entering training camp, but suffered shoulder

injury prior to the first preseason game ... Was waived/injured Aug. 5 and placed on Injured Reserve on Aug. 7 after clearing waivers.

COLLEGE: Closed career ranked fifth in Maryland history in sacks (18.5) ... Won Hula Bowl MVP award with 4 sacks in the all-star game following the 1997 season ... Team captain as a senior ... Had 43 tackles, 4 sacks, 3 forced fumbles and 3 fumble recoveries as a senior ... Led team with 7 sacks as a junior, posting 64 tackles ... Bengals defensive coordinator Mark Duffner was Ogbogu's head coach at Maryland, and Bengals cornerbacks coach Kevin Coyle was his defensive coordinator.

PERSONAL: Hometown is Irvington, N.Y. ... Attended Archbishop Stepinac High School in White Plains, N.Y., where he rushed for 1803 yards and averaged 8 tackles per game as a senior RB and LB ... Has seven brothers and sisters ... Eric's late father, Louis, emigrated from Nigeria and played soccer at Stanford and Santa Clara ... Last name is pronounced "uh-BAH-goo."

ERIC OGBOGU'S STATISTICS

YEAR	TEAM	G-S	Defense							Interceptions					Scoring				
			ST	AT	TT	SKS-YDS	PBU	FF	FR-YDS	NO	YDS	AVG	LG	TD	TD	Int/RT	FR/RI	S	PTS
1998	N.Y. Jets	12-0	5	3	8	0-0	0	0	0-0	—	—	—	—	—	0	0	0	0	0
1999	N.Y. Jets	14-0	9	3	12	1-7	1	0	2-0	—	—	—	—	—	1	0	1	0	6
2000	N.Y. Jets	0-0	DID NOT PLAY*							DID NOT PLAY*					DID NOT PLAY*				
2001	N.Y. Jets	15-0	14	10	24	0-0	0	0	1-0	—	—	—	—	—	0	0	0	0	0
CAREER		41-0	28	16	44	1-7	1	0	3-0	—	—	—	—	—	1	0	1	0	6

*NOTE: Ogbogu was on the Reserve/Injured list for 16 games with the N.Y. Jets in 2000.

— OGBOGU'S 2001 GAME-BY-GAME DEFENSIVE STATISTICS (FOR N.Y. JETS) —

DATE	OPPONENT	ST	AT	TT	SKS-YDS	INT-YDS	PBU	FF	FR-YDS
9-9	INDIANAPOLIS	1	1	2	0-0	0-0	0	0	0-0
9-23	at New England	1	1	2	0-0	0-0	0	0	0-0
10-1	SAN FRANCISCO	1	0	1	0-0	0-0	0	0	0-0
10-7	at Buffalo	1	0	1	0-0	0-0	0	0	0-0
10-14	MIAMI	1	2	3	0-0	0-0	0	0	0-0
10-21	ST. LOUIS	1	1	2	0-0	0-0	0	0	0-0
10-28	at Carolina	0	0	0	0-0	0-0	0	0	0-0
11-4	at New Orleans	1	1	2	0-0	0-0	0	0	0-0
11-11	KANSAS CITY	1	1	2	0-0	0-0	0	0	0-0
11-18	at Miami	1	2	3	0-0	0-0	0	0	1-0
11-25	—BYE—								
12-2	NEW ENGLAND	0	0	0	0-0	0-0	0	0	0-0
12-9	at Pittsburgh	2	0	2	0-0	0-0	0	0	0-0
12-16	CINCINNATI	0	0	0	0-0	0-0	0	0	0-0
12-23	at Indianapolis	0	0	0	0-0	0-0	0	0	0-0
12-30	BUFFALO	3	1	4	0-0	0-0	0	0	0-0
1-6	at Oakland	INACTIVE							
TOTALS		14	10	24	0-0	0-0	0	0	1-0

— POSTSEASON —

YEAR	TEAM	G-S	Defense							Interceptions					Scoring				
			ST	AT	TT	SKS-YDS	PBU	FF	FR-YDS	NO	YDS	AVG	LG	TD	TD	Int/RT	FR/RI	S	PTS
1998	N.Y. Jets	2-0	0	0	0	0-0	0	0	0-0	—	—	—	—	—	—	—	—	—	—
2001	N.Y. Jets	1-0	4	3	7	0-0	0	0	0-0	—	—	—	—	—	—	—	—	—	—
CAREER		3-0	4	3	7	0-0	0	0	0-0	—	—	—	—	—	—	—	—	—	—



NEIL RACKERS

Ht: 6-0 Wt: 205

College: Illinois

3rd year in NFL

2001 Games-Starts: 16-0; Career Games-Starts: 32-0

Contract status as of 7-10-02: In final season of a three-year deal

Acquired: D6 '00 (169th overall)

Born: 8-16-76



5

Rackers seeks greater consistency in his third NFL season, hoping to build on a strong finish to 2001 campaign ... Made 8 of his last 10 FG tries and had game-winning kicks the last two games ... Booted 31-yarder in overtime to beat Pittsburgh, and came back the next week with a 34-yarder in the final minute that lifted Bengals to 23-21 win at Tennessee in season finale ... Finished season with 17-of-28 reading on FGs while making 23 of 24 PATs ... Handled all 58 Bengals kickoffs, and his 8 touchbacks gave the Bengals the NFL's fourth-best team touchback percentage (13.8) ... Bengals recovered both his onside kickoffs, tied for NFL high, and Cincinnati was the only team to recover 2 onside kickoffs in just 2 attempts.

2001 PARTICIPATION: Was team's place-kicker and kickoff man for all 16 games for the second consecutive season.

2001 HIGHLIGHTS: Won a training camp competition with former Cowboy and Panther Richie Cunningham to secure his job ... His 17 FGs included a career-long 52 yarder at the halftime game on Nov. 11 at Jacksonville, giving Bengals 13-7 lead ... Reached the end zone with 17 of his 58 kickoffs (29.3%) ... Survived an extreme ride on the emotional roller coaster Dec. 30 vs. Pittsburgh ... Missed FG tries of 32 and 28 yards, and missed a PAT that would have given the Bengals a 24-23 lead with 0:37 remaining ... But he hit a 34-yard FG in regulation time, and made a 31-yarder to win the game with 4:08 remaining in overtime ... The fourth-quarter missed PAT vs. Pittsburgh was his first miss in 43 career attempts ... Also had a special teams tackle Dec. 30 vs. Pittsburgh ... Went 3 for 3 on FGs on Jan. 6 at Tennessee, connecting from 30 and 33 yards before hitting 34-yarder for the game winner with 0:20 to play ... In season-opening victory Sept. 9 vs. New England, connected on all 3 FG attempts (36, 47, 33); 5 of his 6 kickoffs vs. Patriots reached the end zone, and 4 of those were touchbacks ... Connected on all 3 PAT attempts Sept. 23 vs. Baltimore, but missed all 3 field goal attempts ... Connected on 27-yard field goal Oct. 14 vs. Cleveland to cap the opening drive of game ... Missed a 22-yard FG at the end of the first half vs. Cleveland, but nailed his next 2 attempts, from 42 and 21 yards in the second half ... Had 2 touchbacks in 6 kickoffs vs. Cleveland ... Connected on a 39-yard field goal Oct. 28 at Detroit that gave the Bengals a 24-19 lead in the third quarter ... Missed wide right on a 47-yard try in the first quarter at Detroit ... Rackers' career-long 52-yard FG on Nov. 11 at Jacksonville was longest by a Bengal since Doug Pelfrey hit from 54 in final game of 1994 season ... Also hit a 26-yard FG for the Bengals' first score of Jacksonville game earlier in the second quarter ... Credited with a special teams tackle at Jacksonville ...

Did not attempt any field goals Nov. 18 vs. Tennessee, but both kickoffs reached the end zone ... Had his first career punt, pooch-kick out of FG formation, in first quarter vs. Tennessee, kicking 32 yards for a touchback ... Connected on FGs from 23 and 41 yards Dec. 2 against Tampa Bay, with no missed attempts ... Made 23-yard field goal in first quarter vs. Bucs for 3-0 lead, and added 41-yarder in fourth quarter that closed gap to 13-6, helping Bengals eventually send the game into overtime ... Notched his second special teams stop of the season vs. Tampa Bay ... Connected on his only field goal attempt Dec. 9 against Jacksonville when he gave the Bengals a 10-7 lead with a 47-yarder in the third quarter.

2000: Drafted by Bengals in sixth round (169th overall) ... Earliest drafted pure place-kicker by Bengals since 1976 selection of Chris Bahr in second round ... Won training camp competition with veteran Doug Pelfrey to secure kicking job ... Hit on 12 of 21 FG attempts and was perfect (21 for 21) on PATs ... Kicked in all 16 games ... Capped the inaugural Bengals season at Paul Brown Stadium on Dec. 17 by kicking 27-yard FG as time expired to give Cincinnati a 17-14 win over Jacksonville ... Opened the season 0 for 3 on field goals in his first three games (1 blocked), but came back on Oct. 1 vs. Miami to go 3 for 3, connecting from 23, 38 and 34 yards ... Went 6 for 7 on FGs during five-game stretch at mid-season (Games 7-11) ... Made his only try (24 yards) in victory Oct. 22 vs. Denver, went 1 for 1 (39 yards) in win Oct. 29 at Cleveland, went 2 for 2 (22, 37) on Nov. 12 at Dallas and was 2 for 3 (28, 45) on Nov. 19 at New England ... Nailed 45-yard FG try Dec. 10 at Tennessee, tying New England effort for his longest of the year ... Sealed Bengals' 24-13 victory Dec. 3 vs. Arizona with 32-yard FG for game's final points with 1:02 remaining in fourth quarter ... Twice went 4 for 4 on PATs — on Oct. 22 vs. Denver and Nov. 26 vs. Pittsburgh ... Credited with 4 special teams tackles in coaches' film review and 2 special teams tackles in press box statistics ... Took pitch from holder Daniel Pope on fake field goal try in second quarter Oct. 15 at Pittsburgh, but was tackled for 5-yard loss at Steelers' 21.

COLLEGE: Set Illinois season scoring record with 110 points as a senior in the 1999 season, including 9 points (9 for 9 PAT kicks) in 63-21 MicronPC.com Bowl victory over Virginia ... During the regular season, made 20 of 25 FG attempts and all 35 of his PAT tries ... Had touchbacks on 56.7% of his 1999 regular-season kickoffs (38 of 67) ... Rackers' 44 consecutive PATs in 1999 (including 9 in bowl game) were most in school history ... His 110 points broke Mike Bass' record of 104 which had stood since 1982.

(continued)

(Neil Rackers, continued)

PERSONAL: Hometown is St. Louis, Mo. ... Earned 11 varsity letters (4 in baseball, 4 in soccer, 3 in football) at Aquinas-Mercy High School ... Earned all-conference honors in all three of his sports ... Kicked field goals of 53 yards and 49 yards ... Batted .480 and .420 in his last

two baseball seasons ... Led Mercy to consecutive state championships in soccer, scoring 11 goals in his junior season and 16 goals as a senior ... Holds a degree in speech communication from Illinois ... Broadcasting major at Illinois ... Married (wife Rachel) ... Lives year-round in Cincinnati.

NEIL RACKERS' STATISTICS

		Scoring						Field Goals								
YEAR	TEAM	G-S	XP-XPA	BXP	FG-FGA	BFG	PTS	1-19	20-29	30-39	40-49	50+	LG	TOT	FG%	
2000	Cincinnati	16-0	21-21	0	12-21	2	57	0-0	5-5	5-9	2-7	0-0	45	12-21	57.1	
2001	Cincinnati	16-0	23-24	0	17-28	0	74	0-0	4-6	8-11	4-9	1-2	52	17-28	60.7	
CAREER		32-0	44-45	0	29-49	2	131	0-0	9-11	13-20	6-16	1-2	52	29-49	59.2	

		Special Teams								Punting							
YEAR	TEAM	ST	AT	TT	FF	YDS	BP	BFG	BXP	NO	YDS	AVG	NET	TB	IN-20	LG	BLK
2000	Cincinnati	2	0	2	0	0-0	0	0	0	0	0	—	—	0	0	—	0
2001	Cincinnati	3	0	3	0	0-0	0	0	0	1	32	32.0	12.0	1	0	32	0
CAREER		5	0	5	0	0-0	0	0	0	1	32	32.0	12.0	1	0	32	0

MISCELLANEOUS STATISTICS — 1 rushing attempt for minus-5 yards in 2000.

— RACKERS' SINGLE-GAME HIGHS —

FIELD GOALS — Attempts: 4 (twice); most recently vs. Pitt. 12-30-01; Made: 3 (4 times); most recently at Tenn. 1-6-02; Missed: 3 vs. Balt. 9-23-01 (0 for 3); Long: 52 at Jax. 11-11-01.

EXTRA POINTS — Attempts: 4 (3 times); most recently at Det. 10-28-01; Made: 4 (3 times); most recently at Det. 10-28-01; Missed: 1 vs. Pitt. 12-30-01.

POINTS — Total: 11 (twice); most recently at Tenn. 1-6-02 (3 FG, 2 PAT).

— RACKERS' 2001 GAME-BY-GAME STATISTICS —

		Scoring					Field Goals									
DATE	OPPONENT	XP-XPA	BXP	FG-FGA	BFG	PTS	1-19	20-29	30-39	40-49	50+	LG	TOT	FG%		
9-9	NEW ENGLAND	2-2	0	3-3	0	11	0-0	0-0	2-2	1-1	0-0	47	3-3	100.0		
9-23	BALTIMORE	3-3	0	0-3	0	3	0-0	0-0	0-1	0-2	0-0	—	0-3	0.0		
9-30	at San Diego	2-2	0	0-0	0	2	0-0	0-0	0-0	0-0	0-0	—	0-0	—		
10-7	at Pittsburgh	1-1	0	0-1	0	1	0-0	0-0	0-0	0-0	0-1	—	0-1	0.0		
10-14	CLEVELAND	1-1	0	3-4	0	10	0-0	2-3	0-0	1-1	0-0	42	3-4	75.0		
10-21	CHICAGO	0-0	0	0-1	0	0	0-0	0-0	0-1	0-0	0-0	—	0-1	0.0		
10-28	at Detroit	4-4	0	1-2	0	7	0-0	0-0	1-1	0-1	0-0	39	1-2	50.0		
11-4	—BYE—															
11-11	at Jacksonville	1-1	0	2-2	0	7	0-0	1-1	0-0	0-0	1-1	52	2-2	100.0		
11-18	TENNESSEE	1-1	0	0-0	0	1	0-0	0-0	0-0	0-0	0-0	—	0-0	—		
11-25	at Cleveland	0-0	0	0-2	0	0	0-0	0-0	0-0	0-2	0-0	—	0-2	0.0		
12-2	TAMPA BAY	1-1	0	2-2	0	7	0-0	1-1	0-0	1-1	0-0	41	2-2	100.0		
12-9	JACKSONVILLE	1-1	0	1-1	0	4	0-0	0-0	0-0	1-1	0-0	47	1-1	100.0		
12-16	at New York Jets	2-2	0	0-0	0	2	0-0	0-0	0-0	0-0	0-0	—	0-0	—		
12-23	at Baltimore	0-0	0	0-0	0	0	0-0	0-0	0-0	0-0	0-0	—	0-0	—		
12-30	PITTSBURGH	2-3	0	2-4	0	8	0-0	0-1	2-3	0-0	0-0	34	2-4	50.0		
1-6	at Tennessee	2-2	0	3-3	0	11	0-0	0-0	3-3	0-0	0-0	34	3-3	100.0		
TOTALS		23-24	0	17-28	0	74	0-0	4-6	8-11	4-9	1-2	52	17-28	60.7		

WORST TO FIRST

Four times in their history, the Bengals have finished first in their division after finishing in last place the season before.

The only other NFL franchise to make such a climb more than once (since 1967, when the league split into four divisions) is the Colts, who have done it three times.

The Bengals followed a cellar season with a division title in 1970, '81, '88 and '90.

C



RAY REDZINIAK



64

Ht: 6-2 Wt: 297

College: Illinois
1st year in NFL*

2001 Games-Starts: 0-0 (0-0 Mia., 0-0 Cin.); **Career Games-Starts:** 0-0
Contract status as of 7-10-02: In first season of a three-year deal.
Acquired: FA '02
Born: 12-17-78

Former Illinois standout was signed to Bengals offseason roster on 1-8-02 after spending the 2001 season's last seven games on Cincinnati practice squad ... Spent 2001 training camp with N.Y. Giants ... Played for F.C. Barcelona in NFL Europe League in spring 2002 and started all 10 games ... Made nine starts at center and one at left guard for Dragons.

2001 RECAP: Signed April 27 with N.Y. Giants as rookie free agent ... Waived Aug. 28 ... Signed Oct. 10 to Miami practice squad, and released by Dolphins on Oct. 22 ... Signed Nov. 20 to Bengals practice squad.

COLLEGE: Became a starter for Illinois in Game 5 of

his freshman season and put together a streak of 41 consecutive starts ... Credited with no sacks allowed in his last 26 games ... Started every game at RG as a senior for offense that averaged 379.9 yards per game.

PERSONAL: Hometown is Melbourne Beach, Fla., where he continues to make his offseason home ... Attended Johnson Regional High School ... Single ... Hobbies include fishing and golfing ... Last name is pronounced "red-ZINN-ee-ack."

* — Redziniak did not earn an accrued year of experience toward NFL free agency in 2001 because he was not on an NFL 53-player roster, a Reserve/Injured list or a Reserve/Physically Unable to Perform list for the required minimum of six games. He is designated a first-year player in 2002.

G



SCOTT REHBERG



79

Ht: 6-8 Wt: 325

College: Central Michigan
6th year in NFL

2001 Games-Starts: 14-4; **Career Games-Starts:** 47-23
Contract status as of 7-10-02: In final season of a two-year deal
Acquired: FA '00
Born: 11-17-73

Rehberg enters sixth NFL season, and his third with Bengals ... Played in 14 games in 2001 and made four starts at LG, replacing injured Matt O'Dwyer ... His starting assignments included Cincinnati's 544-yard offensive output in overtime victory over Pittsburgh.

2001 RECAP: Started in place of injured Matt O'Dwyer at LG on Nov. 18 vs. Tennessee, Nov. 25 at Cleveland, Dec. 2 vs. Tampa Bay, and Dec. 30 vs. Pittsburgh ... Graded 94% in Dec. 30 overtime win vs. Pittsburgh as offense gained 544 total net yards, the 11th-highest figure in team history and the most since a 582-yard effort on Oct. 7, 1990 at L.A. Rams ... Cincinnati's 403 net passing yards vs. Pittsburgh were fifth-most in team history ... QB Jon Kitna was sacked only twice by Pittsburgh and threw 68 passes, tied for third-most in NFL history ... Replaced O'Dwyer (mild concussion) for 17 snaps in Sept. 9 win vs. New England, grading 94% ... Rehberg subbed for injured O'Dwyer at LG on Nov. 11 at Jacksonville, entering game in second quarter ... Played briefly for O'Dwyer Dec. 23 at Baltimore ... Played on special teams only in nine other games ... Active but did not play for Games 2 and 5.

PREVIOUS SEASONS — 1997: Drafted by New England in seventh round (230th overall) ... Signed June

17 ... Was active for seven games as a rookie and appeared in six ... Made NFL debut in season opener Aug. 31 vs. San Diego when RT Zefross Moss left the game with an elbow injury ... Substituted at tackle and played on special teams Sept. 7 at Indianapolis ... On inactive list for Games 3-6 ... Active but DNP Oct. 19 at N.Y. Jets ... Played in the next four games on special teams, and was on inactive list for the final five regular-season games and two playoff games. **1998:** Appeared in two games for the Patriots, on Oct. 11 vs. Kansas City and Nov. 29 vs. Buffalo ... Active but did not play Oct. 4 at New Orleans and Nov. 15 at Buffalo ... On inactive list for the other 12 games. **1999:** Acquired by Cleveland from New England in Feb. 9 Expansion Draft ... Started in 13 games and played as reserve in two ... Inactive due to flu for Game 12, Nov. 28 vs. Tennessee ... Made 10 starts at RG, two starts at LT and one start at RT ... Made first NFL start Sept. 12 vs. Pittsburgh, opening at RG ... Saw action on special teams Sept. 19 at Tennessee, then returned to starting RG role for next nine games, including Oct. 10 vs. Bengals and in the expansion Browns' two wins on the season — Oct. 31 at New Orleans and Nov. 14 at Pittsburgh ... Switched from RG to LT late in fourth quarter of Nov. 14 Pittsburgh game, replacing injured Lomas Brown (knee) ... Started at LT on Nov. 21 vs. Carolina as Browns passed for 257 yards, sec-

(Scott Rehberg, continued)

ond-highest total of season, and team allowed only 1 sack for 2 yards ... Played as reserve Dec. 12 at Bengals ... Returned to starting RG role Dec. 19 vs. Jacksonville, but was moved to starting RT in season finale Dec. 26 vs. Indianapolis, replacing injured Orlando Brown (eye) ... Against Indianapolis, helped offense produce season-high 141 rushing yards and season's only game in which Browns did not allow a sack. **2000:** Granted free agency by Cleveland on Feb. 11, and signed March 2 with Cincinnati ... Finished season as team's starting LG (after Mall O'Dwyer was sidelined by broken ankle) ... Started last five games and helped team average 153.8 rushing yards over that span ... Started season opener at LG on Sept. 10 vs. Cleveland, subbing for suspended O'Dwyer ... Did not see action on offense in the next 10 games, playing on special teams in four of those 10 ... Started Games 12-16 at LG after injury to O'Dwyer ... Credited in coaches' reviews with 9 "dominating blocks" (DBs) in 382 offensive snaps, second-best ratio on the team ... Had 2 DBs on Sept. 10 as he started and played every snap against his former Cleveland teammates ... Saw next action on offense Nov. 26 vs. Pittsburgh, when he took over for injured O'Dwyer and was credited with 3 DBs ... Also had 3 DBs in Dec. 3 win vs. Arizona, playing every snap as Bengals rushed for 292 yards, third-most in team history, including 216 by HB Corey Dillon ... Graded 88% in Arizona game, and tied that with another 88% in victory Dec. 17 vs. Jacksonville.

COLLEGE: Largest player ever at Central Michigan, and maintained a 3.35 GPA and earned Scholar Athlete of the Year ... As a senior, was a consensus All-Mid-American Conference selection by posting 74 knockdowns while starting every game at left tackle ... Earned Player of the

Game honors as the offense amassed 441 yards vs. Virginia's heralded defense ... Redshirted as a true freshman in 1992 and played from 1993-96.

PERSONAL: Hometown is Kalamazoo, Mich. ... Attended Central High School in Kalamazoo and lettered in football and track ... Earned *Detroit Free Press* "Fabulous 50" honors in football during his final two seasons ... Offseason residence is Cleveland, Ohio ... Attended high school with Derek Jeter, N.Y. Yankees shortstop ... Married (wife Tyna) with a son, Matthew (birthdate 3-25-00) ... Majored in social science at Central Michigan ... Hobbies include golf and traveling ... Full name is Scott Joseph Rehberg ... Last name is pronounced "RAY-berg."

SCOTT REHBERG'S STATISTICS

YEAR	TEAM	GAMES	STARTS
1997	New England	6	0
1998	New England	2	0
1999	Cleveland	15	13
2000	Cincinnati	10	6
2001	Cincinnati	14	4
N.E. TOTALS		8	0
CLEVE. TOTALS		15	13
CIN. TOTALS		24	10
CAREER		47	23

— POSTSEASON —

YEAR	TEAM	GAMES	STARTS
1997	New England	*0	0
1998	New England	*0	0
CAREER		0	0

*NOTE: Rehberg was inactive for two postseason games with New England in 1997 and one postseason game with New England in '98.

FS**MARK ROMAN****Ht: 5-11 Wt: 189****College: Louisiana State**
3rd year in NFL**2001 Games-Starts: 13-8; Career Games-Starts: 21-10****Contract status as of 7-10-02:** In third season of a four-year deal**Acquired:** D2 '00 (34th overall)**Born:** 3-26-77**20**

A second-round pick in the 2000 NFL Draft, Roman is slated to move from CB to FS in 2002 ... Took over starting LCB job in 2001 following injury to Rodney Heath ... Started eight games, but was sidelined for the final three games by a finger injury suffered in practice ... Finished second on the team in passes broken up (7), and had an INT and a fumble recovery.

2001 PARTICIPATION: Played as reserve in Games 1-5 ... Took over starting LCB position beginning with Game 6, Oct. 21 vs. Chicago, after Rodney Heath was lost for the season with hamstring tear in the previous week's game vs. Cleveland ... Started Games 6-13 ... Suffered compound dislocation of middle finger on his right hand on Dec. 19 during practice ... Placed Dec. 20 on Injured Reserve list.

2001 HIGHLIGHTS: At the time of Roman's injury, his 7 passes broken up led the team ... Finished with 51 tackles (38 solo), ranked 11th on team ... At San Diego on Sept. 30, forced a Chargers punt in the third quarter when he broke up a pass attempt to Jeff Graham on a third-and-10 play ... Filled in for injured LCB Rodney Heath on Oct. 14 vs. Cleveland ... Recorded his first career sack in first quarter vs. Browns, downing Tim Couch for a 5-yard loss on third down ... Credited with 3 solo tackles and 2 passes broken up vs. Browns ... Made first start of season and third of career Oct. 21 vs. Chicago ... Led team vs. Bears with 9 tackles (7 solo) ... Recovered fumble by Bears WR Marty Booker in first quarter at Bengals' 3-yard line ... Made 5 tackles (4 solo) Oct. 28 at Detroit in his second consecutive start at LCB ... Credited with 2 passes broken up Oct 28 at Detroit, both coming in the decisive fourth quar-

ter ... Knocked down a pass intended for Larry Foster on the Lions' second to last drive of the game ... On the Lions' final drive, he batted a pass from Charlie Batch to Desmond Howard ... Credited with 4 solo tackles Nov. 11 at Jacksonville ... Stopped Jaguars' WR Sean Dawkins just short of a first down on third-and-11, forcing a punt in the first quarter ... Made 3 stops and broke up 2 passes Nov. 18 vs. Tennessee ... Had his first NFL interception Nov. 25 at Cleveland, positioning himself to beat WR Kevin Johnson to a catch in the end zone in the third quarter ... Contributed 6 solo tackles Dec. 2 vs. against Tampa Bay, and hampered Bucs WR Jacques Green on a failed fourth down pass attempt in the third quarter ... Led secondary Dec. 9 vs. Jacksonville with 8 tackles (5 solo), including a 5-yard sack of Mark Brunell in the second quarter ... Contributed to team-record 8 sacks for the defense in Jaguars game ... Started for the eighth straight game at LCB, on Dec. 16 at N.Y. Jets, finishing with 5 tackles (4 solo) ... Stopped a receiver screen to Jets WR Wayne Chrebet in the second quarter for a 2-yard loss.

2000: Drafted by Cincinnati in second round (34th overall) ... Signed Aug. 8, missing the first two weeks of training camp ... On weekly inactive list for eight of the first 10 games ... Played as reserve in Games 3, 5 and 11-14 ... Started Games 15-16 at LCB, replacing the injured Robert Bean ... In his first start, Dec. 17 vs. Jacksonville, Roman

posted 10 solo tackles, tied for second-most by a Bengal for the season ... Also vs. Jacksonville, forced a third-quarter fumble by WR Jimmy Smith (Jaguars retained possession) ... Had 3 tackles (2 solo) and a pass defended in a start Dec. 24 at Philadelphia ... Made his NFL debut with brief action on Sept. 24 at Baltimore ... Broke up a Patriots touchdown bid Nov. 19 at New England, swatting away a Drew Bledsoe pass intended for WR Tony Simmons in the end zone on a third down play, forcing Pats to settle for a field goal.

COLLEGE: Four-year starter in the tough SEC ... Scored three times on interception returns of 50-plus yards ... Moved to cornerback as a senior after playing mostly free safety his first three seasons ... Played 37 games over four seasons (36 starts), with 253 tackles, 10 INTs for 263 yards and 3 TDs, 5 forced fumbles and 21 passes defended ... Missed last five games of his senior season because he was ruled ineligible for signing with player agent ... Started 30 games over his first three seasons at FS.

PERSONAL: Hometown is New Iberia, La. ... At New Iberia High School, honored as Louisiana's Class 5A MVP on offense ... Played RB as a senior and gained 1897 yards on the ground, with 21 touchdowns ... Also ran track in high school ... Sociology major at LSU ... Full name is Mark Emery Roman.

MARK ROMAN'S STATISTICS

YEAR TEAM	G-S	Defense							Interceptions				Scoring				
		ST	AT	TT	SKS-YDS	PBU	FF	FR-YDS	NO	YDS	AVG	LG	TD	TD	IntRI	FRRI	S PTS
2000 Cincinnati	8-2	15	1	16	0-0	2	1	0-0	0	0	—	—	0	—	—	—	—
2001 Cincinnati	13-8	38	13	51	2-10	7	0	1(-1)	1	0	0.0	0	0	—	—	—	—
CAREER	21-10	53	14	67	2-10	9	1	1(-1)	1	0	0.0	0	0	—	—	—	—

YEAR TEAM	ST	AT	TT	FF	Special Teams				Kickoff Returns					Punt Returns				
					FR-YDS	BP	BFG	BXP	NO	YDS	AVG	FC	LG	TD	NO	YDS	AVG	FC
2000 Cincinnati	1	0	1	0	0-0	0	0	0	—	—	—	—	—	—	—	—	—	—
2001 Cincinnati	3	0	3	0	0-0	0	0	0	—	—	—	—	—	—	—	—	—	—
CAREER	4	0	4	0	0-0	0	0	0	—	—	—	—	—	—	—	—	—	—

ROMAN'S 2001 GAME-BY-GAME DEFENSIVE STATISTICS

DATE	OPPONENT	ST	AT	TT	SKS-YDS	INT-YDS	PBU	FF	FR-YDS
9-9	NEW ENGLAND	0	0	0	0-0	0-0	0	0	0-0
9-23	BALTIMORE	0	0	0	0-0	0-0	0	0	0-0
9-30	at San Diego	1	0	1	0-0	0-0	1	0	0-0
10-7	at Pittsburgh	0	0	0	0-0	0-0	0	0	0-0
10-14	CLEVELAND	3	0	3	1-5	0-0	2	0	0-0
10-21	CHICAGO	7	2	9	0-0	0-0	0	0	1(-1)
10-28	at Detroit	4	1	5	0-0	0-0	2	0	0-0
11-4	—BYE—								
11-11	at Jacksonville	4	0	4	0-0	0-0	0	0	0-0
11-18	TENNESSEE	1	2	3	0-0	0-0	2	0	0-0
11-25	at Cleveland	3	4	7	0-0	1-0	0	0	0-0
12-2	TAMPA BAY	6	0	6	0-0	0-0	0	0	0-0
12-9	JACKSONVILLE	5	3	8	1-5	0-0	0	0	0-0
12-16	at New York Jets	4	1	5	0-0	0-0	0	0	0-0
12-23	at Baltimore				RESERVE / INJURED				
12-30	PITTSBURGH				RESERVE / INJURED				
1-6	at Tennessee				RESERVE / INJURED				
TOTALS		38	13	51	2-10	1-0	7	0	1(-1)



ADRIAN ROSS

Ht: 6-2 Wt: 251
 College: Colorado State
 5th year in NFL



57

2001 Games-Starts: 16-1; **Career Games-Starts:** 59-16
Contract status as of 7-10-02: In second season of a four-year deal
Acquired: CFA '98
Born: 2-19-75

Versatile LB played every game in 2001 and finished second in special teams tackles (18) ... Responded with one of his top games when tabbed for starting role in victory over Cleveland ... Has started periodically throughout his career, proving ability to perform at OLB or ILB.

2001 PARTICIPATION: Played in every game, including one start, Oct. 14 vs. Cleveland, subbing for RLB Takeo Spikes, who missed game due to his father's death.

2001 HIGHLIGHTS: Had a big play in Bengals' season-opening victory Sept. 9 vs. New England, dropping Drew Bledsoe for 6-yard sack to Cincinnati 46 with less than a minute remaining in first half ... The sack put the Patriots in a third-and-16 situation and they failed to score ... Ross had 3 tackles (1 solo) vs. New England ... Sidelined in the first half Oct. 7 at Pittsburgh with a quad strain, but returned to fill in for Spikes as the starting RLB Oct. 14 vs. Cleveland ... Led the team in victory over Browns with 8 tackles (5 solo), including a stop of Browns RB James Jackson for a 3-yard loss on third down in the second quarter, forcing a punt ... Tied for the team lead with 2 special teams tackles Oct. 28 at Detroit ... Led team with 3 special teams stops Dec. 2 against Tampa Bay, and led with 4 on Dec. 16 at N.Y. Jets ... Had 2 solo tackles on defense and 1 special teams stop Dec. 23 at Baltimore ... Led team with 3 special teams tackles in season-ending victory Jan. 6 at Tennessee.

PREVIOUS SEASONS — 1998: Signed with Cincinnati on April 21 as rookie free agent ... Played in 14 games with 1 start ... Saw first significant action on defense Nov. 8 at Jacksonville; platooned with Steve Foley as replacement for injured James Francis at LOLB, and had 4 tackles (3 solo) ... With Foley also injured, made first start Nov. 15 at Minnesota, and had 3 tackles ... Stopped Bills scoring threat by intercepting Doug Flutie pass in 2nd quarter Dec. 6 vs. Buffalo, returning 11 yards to Bengals' 29 ... Also vs. Bills, had 4 solo tackles and a deflection of a Flutie fourth-quarter pass that John Copeland intercepted at Bills' 24 to set up Bengals TD drive ... Finished season with 14 tackles (12 solo) ... Tied for fifth in special teams tackles with 7 ... On inactive list for Games 3-4. **1999:** Started in Games 1-10 at ROLB in the 3-4 defense ... Played as defensive reserve in 4-3 front in Games 11-16 ... Had season-high 4 tackles (all solo) Sept. 26 at Carolina, and logged first pro sack when he dropped Steve Bueherlein for 7-yard loss in first quarter ... Forced a fumble on sack of Bueherlein, but Panthers recovered ... Also had 2 QB hurries at Carolina, and had 2

hurries Sept. 19 vs. San Diego ... Had 8 hurries on season, tied for fourth among LBs ... Had 2 tackles in victories Oct. 10 at Cleveland and Nov. 28 at Pittsburgh ... Tied for sixth on special teams with 5 tackles. **2000:** Posted career-high 33 tackles despite missing three games with injuries and playing hurt in several other games ... Over season's final 15 weeks, shared with rookie Armeigis Spearman the role of replacing injured starting MLB Brian Simmons ... Played behind Spearman most of the season, but had worked his way into starting MLB job before a hand laceration in Game 14 (Dec. 10 at Tennessee) sidelined him for the final two contests ... Started Dec. 3 vs. Arizona and the following week vs. Tennessee ... Also started Oct. 8 vs. Tennessee and Oct. 15 at Pittsburgh, filling in for injured Spearman ... Had a key solo tackle Sept. 10 vs. Cleveland, stopping RB Errict Rhett for a 1-yard gain on a fourth-and-2 play from the Cincinnati 3 on the game's opening possession ... Had 4 tackles (3 solo) Oct. 1 vs. Miami, replacing Spearman at MLB after a sore shoulder forced Spearman from the lineup ... Finished second on the team with 7 tackles (all solo) in Oct. 8 start vs. Tennessee ... Also finished second on team in tackles in start Oct. 15 at Pittsburgh, logging 6 solo stops ... Returned to action Nov. 26 vs. Pittsburgh after missing one game with left ankle sprain, and tied for the team lead with 6 tackles (all solo) while playing in reserve role ... Performance vs. Pittsburgh included a 6-yard sack against Kordell Stewart to the Bengals' 26 late in second quarter, helping force Steelers to settle for FG attempt ... Promoted to starting job for Dec. 3 game vs. Arizona and had 2 solos with a pass defended.

COLLEGE: Joined Colorado State program as a walk-on in 1993, and departed with a No. 5 ranking on school's all-time sacks list (18.0) ... Started his last 25 games as a DE, including 1997 Holiday Bowl, and was named All-WAC Pacific Division as a junior and senior ... Had 3.5 sacks and 15 tackles for loss as a senior, and 9.5 sacks and 12 tackles for loss as a junior.

PERSONAL: Hometown is San Jose, Calif. ... Attended Elk Grove High School, earning letters in football, track and basketball while making scholastic honors list four straight years ... Offseason residence is Houston, Texas ... Has B.S. degree in animal science from Colorado State ... Member of Phi Beta Sigma fraternity ... Enjoys speaking with elementary and junior high students about the value of education ... Hobbies include jet skiing, cooking, basketball and traveling ... Single ... Full name is Adrian Lamont Ross.

ADRIAN ROSS' STATISTICS

YEAR	TEAM	G-S	Defense						Interceptions						Scoring				
			ST	AT	TT	SKS-YDS	PBU	FF	FR-YDS	NO	YDS	AVG	LG	TD	TD	INT	FRT	S	PTS
1998	Cincinnati	14-1	12	2	14	0-0	4	0	0-0	1	11	11.0	11	0	—	—	—	—	—
1999	Cincinnati	16-10	15	3	18	1-7	1	1	0-0	0	0	—	—	0	—	—	—	—	—
2000	Cincinnati	13-4	31	2	33	1-6	3	0	0-0	0	0	—	—	0	—	—	—	—	—
2001	Cincinnati	16-1	11	5	16	1-6	0	0	0-0	0	0	—	—	0	—	—	—	—	—
CAREER		59-16	69	12	81	3-19	8	1	0-0	1	11	11.0	11	0	—	—	—	—	—

YEAR	TEAM	Special Teams						Kickoff Returns						Punt Returns					
		ST	AT	TT	FF	FR-YDS	BP	BFG	BXP	NO	YDS	AVG	FC	LG	TD	NO	YDS	AVG	FC
1998	Cincinnati	7	0	7	0	0-0	0	0	0	—	—	—	—	—	—	—	—	—	—
1999	Cincinnati	4	1	5	0	0-0	0	0	0	—	—	—	—	—	—	—	—	—	—
2000	Cincinnati	5	0	5	0	0-0	0	0	0	—	—	—	—	—	—	—	—	—	—
2001	Cincinnati	18	0	18	0	0-0	0	0	0	—	—	—	—	—	—	—	—	—	—
CAREER		34	1	35	0	0-0	0	0	0	—	—	—	—	—	—	—	—	—	—

— ROSS' 2001 GAME-BY-GAME DEFENSIVE STATISTICS —

DATE	OPPONENT	ST	AT	TT	SKS-YDS	INT-YDS	PBU	FF	FR-YDS
9-9	NEW ENGLAND	1	2	3	1-6	0-0	0	0	0-0
9-23	BALTIMORE	1	0	1	0-0	0-0	0	0	0-0
9-30	at San Diego	0	0	0	0-0	0-0	0	0	0-0
10-7	at Pittsburgh	0	0	0	0-0	0-0	0	0	0-0
10-14	CLEVELAND	5	3	8	0-0	0-0	0	0	0-0
10-21	CHICAGO	1	0	1	0-0	0-0	0	0	0-0
10-28	at Detroit	0	0	0	0-0	0-0	0	0	0-0
11-4	—BYE—								
11-11	at Jacksonville	1	0	1	0-0	0-0	0	0	0-0
11-18	TENNESSEE	0	0	0	0-0	0-0	0	0	0-0
11-25	at Cleveland	0	0	0	0-0	0-0	0	0	0-0
12-2	TAMPA BAY	0	0	0	0-0	0-0	0	0	0-0
12-9	JACKSONVILLE	0	0	0	0-0	0-0	0	0	0-0
12-16	at New York Jets	0	0	0	0-0	0-0	0	0	0-0
12-23	at Baltimore	2	0	2	0-0	0-0	0	0	0-0
12-30	PITTSBURGH	0	0	0	0-0	0-0	0	0	0-0
1-6	at Tennessee	0	0	0	0-0	0-0	0	0	0-0
TOTALS		11	5	16	1-6	0-0	0	0	0-0

P.B. AND THE HALL OF FAME

Paul Brown, founder of the Cincinnati Bengals, was enshrined in the Pro Football Hall of Fame in 1967, and numerous other Hall of Fame members played and/or coached under Brown.

The most recent addition to P.B.'s disciples in the Hall of Fame was Bengals tackle **Anthony Munoz**, considered by many to be the greatest offensive lineman in NFL history. Munoz, a 1998 inductee, played his entire 13-year pro career (1980-92) with the Bengals. Some analysts thought he was too risky a prospect for an early first-round draft selection because he had experienced knee injuries in college. But Brown, as Bengals general manager in 1980, selected Munoz with the No. 3 overall pick.

The 1997 Hall of Fame class included **Don Shula**, winningest coach in NFL history, who played defensive back in the NFL and was a rookie on Brown's defending NFL champion Cleveland Browns in 1951.

WR **Charlie Joiner**, who played for the Bengals under Brown from 1972-75, was elected to the Hall of Fame in the 1996 class of inductees. Also, 12 other players Brown coached for the Cleveland Browns are in the Hall of Fame. They are: **Doug Atkins**, DE, 1953-54; **Jim Brown**, FB, 1957-65; **Willie Davis**, DE, 1958-59; **Len Dawson**, QB, 1960-61; **Len Ford**, WR, 1948-58; **Frank Gatski**, C, 1946-56; **Lou Groza**, T/PK, 1946-59; **Dante Lavelli**, WR, 1946-56; **Mike McCormack**, T, 1954-62; **Bobby Mitchell**, RB/WR, 1958-61; **Marion Motley**, FB/LB, 1946-55; and **Bill Willis**, G, 1946-53.

Former assistant coaches under Paul Brown who are in the Hall of Fame are **Weeb Ewbank** and **Bill Walsh**. Also in the Hall of Fame is **Forrest Gregg**, hired by Brown as Bengals head coach in 1980.

TE-LS



BRAD ST. LOUIS



48

Ht: 6-3 Wt: 247

College: Southwest Missouri State

3rd year in NFL

2001 Games-Starts: 11-0; Career Games-Starts: 27-0

Contract status as of 7-10-02: In final season of a three-year deal

Acquired: D7 '00 (210th overall)

Born: 8-19-76

St. Louis had played 27 straight games as Cincinnati's long snapper before a torn groin muscle suffered in practice sidelined him for last season's final five games ... Saw limited action at TE in 2001 ... Was first drafted long-snapping specialist in Bengals history as a seventh-rounder in 2000 ... Solid performer on special teams coverage and return units.

2001 RECAP: Snapped for punts and field goals for first 11 games ... Had 6 special teams tackles, sixth-best on team at the time of his season-ending injury, and tied for eighth place in final totals ... Suffered an injury to his abdomen in the first half Oct. 14 vs. Cleveland, but remained in game ... Saw action as TE in team's goal line package in fourth quarter on Oct. 28 at Detroit, when Corey Dillon scored on a 1-yard run ... Made 2 special teams stops Nov. 11 at Jacksonville ... Saw playing time at tight end Dec. 2 vs. Tampa Bay ... Suffered torn groin muscle in practice Dec. 6, and was placed on Injured Reserve list.

2000: Rated in coaches' reports with no errant snaps on team-record 94 punt snaps and only one errant snap (bounced to holder) on 42 place-kick snaps ... Ranked

second on team in total special teams snaps (270), playing on kickoff return and punt return units as well as punt and place-kick squads ... Ranked eighth in special teams tackles (7) in coaches' film review and tied for 11th in special teams tackles (4) in press box stats.

COLLEGE: Earned three-time All-Gateway Conference honors for Division I-AA Southwest Missouri State ... Finished third on the team with 32 receptions for 371 yards and 4 TDs as a senior ... Closed his career with TD catches of 19 and 5 yards Nov. 20 vs. Indiana State ... Had 26 receptions for 282 yards as a junior, and 30 catches for 349 yards with 3 TDs as a sophomore.

PERSONAL: Hometown is Belton, Mo. ... Born in Waverly, Mo. ... Caught 42 passes for 508 yards and 11 touchdowns over his last two years at Belton (Mo.) High School ... All-conference pick ... Named his team's Line-man of the Year as a junior ... Helped lead his team to two district titles ... Also competed in track, tennis and wrestling ... Father, Mike, is a former Southwest Missouri State football player who played professionally in the Canadian League ... Full name is Brad Allen St. Louis.

BRAD ST. LOUIS' STATISTICS

			Receiving					Rushing					Scoring					
YEAR	TEAM	G-S	NO	YDS	AVG	LG	TD	ATT	YDS	AVG	LG	TD	TD	TD-R	TD-P	TD-RI	2-PIC	PTS
2000	Cincinnati	16-0	0	0	—	—	0	—	—	—	—	—	—	—	—	—	—	—
2001	Cincinnati	11-0	0	0	—	—	0	—	—	—	—	—	—	—	—	—	—	—
CAREER		27-0	0	0	—	—	0	—	—	—	—	—	—	—	—	—	—	—

		Special Teams								Kickoff Returns						Punt Returns					
YEAR	TEAM	ST	AT	TT	FF	FR-YDS	BP	BFG	BXP	NO	YDS	AVG	FC	LG	TD	NO	YDS	AVG	FC	LG	TD
2000	Cincinnati	4	0	4	0	0-0	0	0	0	—	—	—	—	—	—	—	—	—	—	—	—
	Cincinnati	6	0	6	0	0-0	0	0	0	—	—	—	—	—	—	—	—	—	—	—	—
CAREER		10	0	10	0	0-0	0	0	0	—	—	—	—	—	—	—	—	—	—	—	—

SCORING SPREE

The Bengals' 146 points in Games 11-14 of the 1999 season tied the club record for any four-game stretch. In those four, Cincinnati scored 31 vs. Baltimore, 27 at Pittsburgh, 44 vs. San Francisco and 44 vs. Cleveland.

The other instance of 146 points in four games came in Games 5-8 of the 1988 Super Bowl season, when the Bengals scored 45 at the L.A. Raiders, 36 vs. the N.Y. Jets, 21 at New England and 44 vs. Houston.



Ht: 6-3 **Wt:** 248
College: North Carolina
5th year in NFL

2001 Games-Starts: 16-16; **Career Games-Starts:** 47-45
Contract status as of 7-10-02: In final season of a five-year deal
Acquired: D1b '98 (17th overall)
Born: 6-21-75

Simmons brought a new dimension to Bengals defense in 2001 with his career-high 6.5 sacks, easily a team record for an inside linebacker ... Key player in Bengals' rise to No. 9 rank among NFL defenses ... Started every game after missing virtually all of 2000 season with a knee injury ... Showed he had lost none of his speed and athleticism, finishing second on team in tackles (139) ... Had a 56-yard TD run on special teams in victory over Pittsburgh, and made key defensive plays in wins over Baltimore and Detroit.

2001 PARTICIPATION: Started every game at MLB ... Led the defense in total snaps, playing 973 of a possible 1013 (96.1%).

A RECORD AND THEN SOME: Simmons' career-high total of 6.5 sacks in 2001 is nearly twice the total any previous Bengals inside linebacker had posted. Sacks are an official Bengals statistic dating back to the 1976 season, and in the 25 seasons prior to 2001, the high sack total from an inside linebacker was 3.5. Ron Simpkins had 3.5 sacks in 1985 as the LILB in a 3-4 defense, and Carl Zander had 3.5 in '86, also playing LILB in a 3-4. Simmons is MLB in a 4-3 scheme.

2001 HIGHLIGHTS: Ranked second on the team in total tackles (139) and solo tackles (79) ... Finished 50 total tackles ahead of third-place finisher Cory Hall, who had 89 ... Tied for team lead with 2 forced fumbles, and tied for lead among LBs in passes broken up (4) ... Made 9 stops (1 solo) in season opener Sept. 9 vs. New England ... Recorded an INT and a sack in victory Sept. 23 vs. Baltimore ... In second quarter vs. Ravens, ended a scoring threat by corralling a tipped ball in the Bengals' end zone and returning it to Bengals' 3-yard line ... Sacked Ravens QB Elvis Grbac for 6-yard loss in fourth quarter ... Recorded 8 tackles Sept. 30 at San Diego, including an 8-yard sack of Doug Flutie that keyed a three-and-out defensive series in the second quarter ... Had 12 tackles (8 solo) Oct. 7 at Pittsburgh ... Finished second on team with 7 tackles (5 solo) Oct. 14 vs. Cleveland ... Tied for team lead in solos (5) vs. Browns and also was credited with a pass broken up ... Finished with 7 tackles (6 solo) and a pass broken up Oct. 21 vs. Chicago ... Finished second on the team with 10 tackles (4 solo) on Oct. 28 at Detroit, including 1.5 sacks of Lions QB Charlie Batch and a forced fumble ... Simmons' first sack came in the first quarter when he dropped Batch for an 8-yard loss and forced a fumble that Reinard Wilson recovered for Cincinnati at the Detroit 22 ... Simmons teamed with Wilson in the second quarter to sack Batch for an 8-yard loss on a second down play on a drive resulting in a punt ... Led team Nov. 11 at Jack-

sonville with 11 tackles (7 solo), including a stop of Mark Brunell on a third down-and-17 for a 1-yard gain in the second quarter, forcing the Jaguars to punt ... Made 7 tackles (4 solo) Nov. 18 vs. Tennessee, including stop on TE Frank Wycheck for a 3-yard gain on third-and-10, forcing a punt in the second quarter ... Matched his season-high with 12 tackles (9 solo) including a sack, plus a forced fumble, Nov. 25 at Cleveland ... Tackled Browns RB Ben Gay for 6-yard loss and forced a fumble in the first quarter; Tony Williams recovered for the Bengals at the Cincinnati 18 ... Sacked Tim Couch in the third quarter for a 5-yard loss on a series that ended in a punt ... Had 10 stops (7 solo) Dec. 2 against Tampa Bay, including a 5-yard sack against Brad Johnson in overtime on a third-and-3 play from Bengals' 30, pushing Bucs out of field goal range and forcing a punt ... Also vs. Tampa Bay, stopped RB Warrick Dunn for a pair of 1-yard losses ... Recorded 8 tackles (6 solo) Dec. 16 at N.Y. Jets, including stops against RB Curtis Martin for losses of 1 and 2 yards ... Jump-started comeback victory Dec. 30 vs. Pittsburgh with a 56-yard TD run on special teams ... Took a lateral at Bengals' 44 from Robert Bean, who had scooped up a muffed Steelers' field goal snap, and scored to cut Pittsburgh lead to 14-7 ... In fourth quarter, when Bengals outscored Pittsburgh 13-0, Simmons had a 6-yard sack of Kordell Stewart on third down, forcing a punt ... Finished second on team with 10 tackles (6 solo) in victory Jan. 6 at Tennessee.

PREVIOUS SEASONS — 1998: Drafted by Bengals in first round (17th overall) ... Signed July 27 ... Played in first 3 preseason games, but diagnosed before preseason finale with small cartilage tear in left knee ... Underwent arthroscopic surgery Aug. 27 ... Missed preseason finale and Games 1-2 of regular season ... Played as reserve in Games 3-4 and started Games 5-16 ... Ranked 16th on team with only 4 tackles through the first four games, but averaged more than 6 tackles per game over the season's final 12 games ... Total of 78 tackles for season was tied with Sam Shade for second on team behind Takeo Spikes ... Total of 62 solo tackles was third behind Spikes and CB Artrell Hawkins ... Made NFL debut Sept. 20 vs. Green Bay, with 1 solo tackle ... Made first start Oct. 11 vs. Pittsburgh and contributed to 25-20 victory with 6 tackles (5 solo) ... Covered field for 13 tackles (11 solo) on Oct. 25 at Oakland, posting what would be the most total tackles by a Bengal in a game all season ... His 11 solos at Oakland tied for most in a game by any Bengal in 1998 ... Had first pro sack Nov. 8 at Jacksonville, dropping Jamie Martin for 3-yard loss in fourth quarter ... Had 9 tackles (8 solo) Nov. 22 vs. Baltimore, tying for team lead in total tackles and leading team in solos ... Also vs. Ravens, forced a

(Brian Simmons, continued)

fumble by Roosevelt Potts in third quarter, made recovery and returned it 22 yards to Baltimore 36 ... Posted second consecutive game with 9 tackles (7 solo) Nov. 29 vs. Jacksonville ... Opened second quarter Dec. 6 vs. Buffalo with 4-yard sack on Doug Flutie, and intercepted Flutie pass on next play at the Bills' 21-yard line, returning it 18 yards to the Bills' 3 to set up Bengals' first TD of game ... Had 4 solo tackles vs. Buffalo ... Had 4 tackles (3 solo) in victory Dec. 20 at Pittsburgh; helped force a Steelers punt with an 11-yard sack on Kordell Stewart in the first quarter ... Posted his second double-figure tackles game of the year with 10 (9 solo) on Dec. 27 vs. Tampa Bay. **1999:** Started Games 1-10 at LILB, and moved to MLB for Games 11-16 as defense changed alignment from 3-4 to 4-3 front ... Played 1026 scrimmage snaps, second-most on the defense ... Won the team tackling title by 111-105 over inside LB mate Takeo Spikes, and led the team in solo tackles with 90 while Spikes was second at 82 ... Led or tied for lead in tackles in five straight contests (Games 2-6) ... Credited in coaches' film evaluations with 13 tackles for loss, most among LBs, and credited with 8 QB hurries to accompany his 3 sacks ... Opened season Sept. 12 at Tennessee with 5 tackles (3 solo), including 1-yard sack on Steve McNair in second quarter ... Posted what would stand as the highest tackling numbers of the season by a Bengal on Sept. 19 vs. San Diego, recording career-high 15 total and 13 solo ... Totals against Chargers included 4 tackles for loss ... Tied for team lead Sept. 26 at Carolina with 7 tackles (3 solo), including 2 tackles for loss ... Tied for team lead Oct. 3 vs. St. Louis with 6 tackles (all solo) ... Sacked Tim Couch for 11-yard loss in second quarter of victory Oct. 10 at Cleveland; posted 9 tackles (8 solo), including 7-yard loss against RB Terry Kirby ... Had his second double-digit tackles game of the season on Oct. 17 vs. Pittsburgh, with 10 total and 7 solo ... Led team Oct. 31 vs. Jacksonville with 7 solos ... Sacked Jon Kitna for 8-yard loss in second quarter Nov. 7 at Seattle, and also had 3 additional solo tackles ... Ranked second on team Nov. 14 vs. Tennessee with 9 tackles (7 solo), and earned sea-

son-high grade of 95% from coaches ... Helped key victory Dec. 5 vs. San Francisco with 3 tackles for loss and overall tackle total of 8 (6 solo) to tie for team lead ... Tied for the team lead in tackles with 5 on Dec. 12 as the Bengals held visiting Cleveland to an opponents' record-low 11 rushing yards on 11 attempts ... Had 8 tackles (7 solo) in Jan. 2 finale at Jacksonville to fend off a run by Takeo Spikes for team tackling title ... Added 2 passes defended at Jacksonville and recovered a James Stewart fumble in the Cincinnati end zone to halt a Jaguars drive in the first quarter. **2000:** Sidelined with torn lateral meniscus cartilage in his right knee on final play of third quarter in season opener Sept. 10 vs. Cleveland ... On weekly inactive list for Games 2-9 ... Placed on Injured Reserve list Nov. 9 ... Underwent arthroscopic surgery Sept. 12 ... In Cleveland game, led team with 9 tackles (7 solo), including 10-yard sack against Tim Couch in second quarter ... Simmons forced a fumble on the sack, but the Browns recovered.

COLLEGE: Headliner of a North Carolina defense that ranked No. 2 in the nation in 1997 ... Earned first-team All-America honors from *Associated Press*, *Football News* and Walter Camp Foundation ... As a senior, had 3 sacks, 1 safety, 17 QB pressures and 13 tackles for loss ... As a junior, scored on INT returns of 84 yards vs. Louisville and 57 yards vs. Virginia, joining Bill Maceyko as the only players in UNC history with two returns of 50-plus yards ... Did not play in 1993 redshirt freshman year, and missed only one game in four seasons from 1994-97.

PERSONAL: Hometown is New Bern, N.C. ... Attended New Bern High School, where he was a winner of the Outstanding Citizenship Award ... Offseason residence is Durham, N.C. ... Married (wife Rachel), with a daughter, Brianna (birthdate 6-12-96) ... Chosen as honorary chairman by March of Dimes for the Greater Cincinnati/Northern Kentucky WalkAmerica 2002 ... Sociology major at UNC, and was a member of UNC's 15-player Leadership Committee ... Favorite hobbies are computers, playing recreational sports and watching television ... Full name is Brian Eugene Simmons.

BRIAN SIMMONS' STATISTICS

			Defense							Interceptions					Scoring							
YEAR	TEAM	G-S	ST	AT	TT	SKS-YDS	PBU	FF	FR-YDS	NO	YDS	AVG	LG	TD	TD	INT	FR	S	PTS			
1998	Cincinnati	14-12	62	16	78	3-18	2	1	1-22	1	18	18.0	18	0	—	—	—	—	—			
1999	Cincinnati	16-16	90	21	111	3-20	5	0	1-0	0	0	—	—	0	—	—	—	—	—			
2000	Cincinnati	1-1	7	2	9	1-10	0	1	0-0	0	0	—	—	—	—	—	—	—	—			
2001	Cincinnati	16-16	79	60	139	6.5-41	4	2	0-0	1	5	5.0	5	0	1*	0	1*	0	6			
CAREER		47-45	238	99	337	13.5-89	11	4	2-22	2	23	11.5	18	0	1*	0	1*	0	6			
			Special Teams							Kickoff Returns					Punt Returns							
YEAR	TEAM		ST	AT	TT	FF	YDS	BP	BFG	BXP	NO	YDS	AVG	FC	LG	TD	NO	YDS	AVG	FC	LG	TD
1998	Cincinnati		5	0	5	0	0-0	0	0	0	—	—	—	—	—	—	—	—	—	—	—	—
1999	Cincinnati		3	2	5	0	0-0	0	0	0	—	—	—	—	—	—	—	—	—	—	—	—
2000	Cincinnati		0	0	0	0	0-0	0	0	0	—	—	—	—	—	—	—	—	—	—	—	—
2001	Cincinnati		1	0	1	0	0-56*	0	0	0	—	—	—	—	—	—	—	—	—	—	—	—
CAREER			9	2	11	0	0-56*	0	0	0	—	—	—	—	—	—	—	—	—	—	—	—

*NOTE: Cornerback Robert Bean recovered a fumble Dec. 30, 2001 vs. Pittsburgh on a Steelers field-goal attempt and returned it 10 yards before lateraling the ball to Simmons, who returned it an additional 56 yards for a touchdown.

(continued)

SIMMONS' 2001 GAME-BY-GAME DEFENSIVE STATISTICS

DATE	OPPONENT	ST	AT	TT	SKS-YDS	INT-YDS	PBU	FF	FR-YDS
9-9	NEW ENGLAND	1	8	9	0-0	0-0	1	0	0-0
9-23	BALTIMORE	3	2	5	1-6	1-5	0	0	0-0
9-30	at San Diego	3	5	8	1-8	0-0	0	0	0-0
10-7	at Pittsburgh	8	4	12	0-0	0-0	0	0	0-0
10-14	CLEVELAND	5	2	7	0-0	0-0	1	0	0-0
10-21	CHICAGO	6	1	7	0-0	0-0	1	0	0-0
10-28	at Detroit	4	6	10	1.5-12	0-0	0	1	0-0
11-4	—BYE—								
11-11	at Jacksonville	7	4	11	0-0	0-0	0	0	0-0
11-18	TENNESSEE	4	3	7	0-0	0-0	0	0	0-0
11-25	at Cleveland	9	3	12	1-5	0-0	0	1	0-0
12-2	TAMPA BAY	7	3	10	1-5	0-0	0	0	0-0
12-9	JACKSONVILLE	4	3	7	0-0	0-0	0	0	0-0
12-16	at New York Jets	6	2	8	0-0	0-0	1	0	0-0
12-23	at Baltimore	4	3	7	0-0	0-0	0	0	0-0
12-30	PITTSBURGH	2	7	9	1-5	0-0	0	0	0-0
1-6	at Tennessee	6	4	10	0-0	0-0	0	0	0-0
TOTALS		79	60	139	6.5-41	1-5	4	2	0-0

QB



AKILI SMITH

Ht: 6-3 Wt: 220

College: Oregon

4th year in NFL

2001 Games-Starts: 2-1; Career Games-Starts: 21-16

Contract status as of 7-10-02: In fourth season of a seven-year deal
Acquired: D1 '99 (3rd overall)

Born: 8-21-75



11

Top Bengals pick from 1999 NFL Draft had a late-season opportunity to grab No. 1 QB job in '01, but suffered major hamstring tear in second quarter of his first start, Dec. 16 at N.Y. Jets ... Finished the year on Injured Reserve and was not cleared for full action at May minicamp, but medical forecast calls for him to be ready at training camp to re-initiate his bid for starting job.

2001 RECAP: Played in two games, with one start ... Made his first start since Nov. 26, 2000 on Dec. 16 at N.Y. Jets, but he was sidelined in the second quarter with a left hamstring tear and was placed on Injured Reserve list on Dec. 18 ... Opened Jets game for the offense by leading a 20-play, 81-yard TD drive that consumed 12:00 off the first-quarter clock ... Completed 4 of 4 passes on the drive and on the day was 4-of-6 passing for 35 yards with no TDs and no INTs ... Suffered the hamstring injury when he was tackled after rushing for a 5-yard gain, and he finished the day with 20 rushing yards on 5 carries ... In pre-season, finished as No. 3 on the depth chart behind Jon Kitna and Scott Mitchell, but was in No. 2 role for season opener Sept. 9 vs. New England, due to preseason injury to Mitchell ... In uniform as third QB on inactive list for Games 2-9, and saw first action of the season on final offensive series of Game 10, Nov. 25 at Cleveland, when he completed 1 of 2 for 2 yards ... Elevated to No. 2 on depth chart behind Kitna for Games 11-12, Dec. 2 vs. Tampa Bay and Dec. 9 vs. Jacksonville, but did not play.

PREVIOUS SEASONS — 1999: Drafted by Cincinnati in first round (third overall) ... Missed first two pre-season games due to contract negotiations ... Signed

seven-year contract Aug. 24 and played in final two pre-season games ... Opened regular season as No. 2 QB behind Jeff Blake ... Saw brief action in reserve role in Games 1-2 and 4, and was promoted to starting role for Game 5, Oct. 10 at Cleveland ... Started Games 5-8, but suffered severe right big toe sprain in Game 8, Oct. 31 vs. Jacksonville, and placed on inactive list due to injury for all remaining games ... Made his NFL debut in fourth quarter of Sept. 12 season opener at Tennessee, inserted when Jeff Blake was sidelined with leg cramps ... First NFL completion was 11 yards to TE Tony McGee in fourth quarter at Tennessee ... Entered Sept. 19 game vs. San Diego late in second quarter when Blake suffered shoulder sprain, and played entire second half ... Active but DNP Sept. 26 at Carolina ... Entered Oct. 3 game vs. St. Louis in the third quarter when Blake suffered twisted ankle ... Directed his first NFL touchdown drive in fourth quarter vs. St. Louis, leading Bengals 80 yards in 13 plays and capping drive with a 1-yard scoring run ... In his first start, Oct. 10 at Cleveland, directed 10-play, 80-yard drive for the winning TD in the final 2:04 ... Connected with WR Carl Pickens for game-winning 2-yard TD pass with 0:05 remaining, becoming only the third quarterback in the past 50 years to throw a game-winning scoring pass in the final minute of his first NFL start (others were Cincinnati's John Stofa in 1968 and Buffalo's Frank Reich in '89) ... Also on the game-winning drive at Cleveland, Smith converted a fourth-and-4 situation from the Browns' 29 with a 9-yard completion to Darnay Scott ... Earlier in the game, threw a 5-yard TD pass to Pickens ... Smith's 25 completions at Cleveland (in 42 attempts) were the high mark for a Bengals QB in 1999 ... Had season-high 221 passing yards at Cleveland,

THE PLAYERS

(Akili Smith, continued)

and threw for 207 the following week vs. Pittsburgh ... Longest completion was 39 yards to Darnay Scott on Sept. 19 vs. San Diego ... Had 6.0-yard rushing average in 1999 (114 total yards on 19 carries) ... His longest run was 24 yards Oct. 24 at Indianapolis ... Caught a pass from WR Carl Pickens for 6-yard gain on a gadget play Oct. 31 vs. Jacksonville. **2000:** Started Games 1-10 ... Was replaced by Scott Mitchell in starter's role for Game 11, Nov. 19 at New England, and did not play ... Returned to starting role, subbing for injured Mitchell (knee), on Nov. 26 vs. Pittsburgh ... Resumed backup role behind Mitchell on Dec. 3 vs. Arizona, and his only action in season's final four games was for one snap when Mitchell was shaken up during Dec. 24 season finale at Philadelphia ... Rushed for most yards by a Bengals QB (232) since Jeff Blake's 234 in 1997 ... Passed for first Bengals regular-season score at Paul Brown Stadium, connecting with WR Ron Dugans for 4-yard TD with 14:33 left in second quarter Sept. 10 vs. Cleveland ... Also vs. Cleveland, had Bengals season-high of 250 passing yards, with 15 completions in team season-high 43 attempts ... Threw 46-yard completion to WR Peter Warrick vs. Cleveland, longest passing gain of season for Bengals ... Passed for 183 yards, his second-highest total of season, Sept. 17 at Jacksonville, completing 18 of 41 ... On Oct. 1 vs. Miami, posted his season-high of 20 completions (in 35 attempts) for 178 yards, 1 TD and no INT ... TD pass vs. Miami was 9 yards to Warrick for 7-0 lead, completing 13-play, 80-yard drive ... Made key block on Warrick's 77-yard TD run Oct. 22 vs. Denver; led Warrick downfield and screened him from CBs ... Played every offensive snap in 12-3 win Oct. 29 at Cleveland, leading offense to possession-time edge of 36:42 to 23:18 ... In start for injured Scott Mitchell Nov. 26 vs. Pittsburgh, led a 28-point output, the second-highest team production of season, including 5-yard TD pass to Peter Warrick ... Did not finish three of his 10 starts ... Left early in second quar-

ter Sept. 24 at Baltimore (mild concussion), left late in third quarter Oct. 15 at Pittsburgh (coach's decision), and left early in third quarter Oct. 22 vs. Denver (stinger).

COLLEGE: At Oregon in 1998, produced one of the most impressive years of any passer in NCAA history. ... Averaged 314 yards per game, with 32 TDs against just 8 INTs, and averaged 10.14 yards per attempt ... Smashed the Oregon record for TD passes in a season, and also set marks for total passing yards (3763) and total offense (3947) ... Started 7 games as a junior in 1997, his first season at Oregon, with 13 TD passes against just 7 INTs ... Played in 1995-96 at Grossmont (Calif.) JC ... As a freshman in '95, passed for 2162 yards and 17 TDs, earning team MVP award and All-Foothill Conference honors ... Named first-team All-American in '96, completing 199 of 363 passes (55%) for 3212 yards, 32 TDs and 9 INTs.

PRO BASEBALL: Smith elected to play pro baseball after high school, signing with Pittsburgh as a seventh round selection in the June 1993 amateur draft. A right-handed-hitting outfielder, Smith batted .200 with 1 HR and 9 RBI in 29 games for Pirates' Gulf Coast League rookie-level team in Bradenton in 1993. He hit .174 with 2 HR and 10 RBI in 19 games for Bradenton in '94. He hit .125 with 1 HR and 1 RBI in 14 games for Class A Erie in the NY-Penn League in 1995.

PERSONAL: Hometown is San Diego, Calif. ... Earned *Parade* All-America honors at San Diego's Lincoln High School, which also produced NFL standouts Marcus Allen and Terrell Davis ... Multi-sport prep star who was named the city's athlete of the year ... Sociology major at Oregon ... Favorite pastimes are spending time with family, lifting weights and reading the Bible ... Full name is Kabisa Akili Maradufu Smith ... Kabisa Akili Maradufu is Swahili for power, creativity and intelligence, and is pronounced "kuh-BEE-suh uh-KEE-lee marr-uh-DOO-foo."

AKILI SMITH'S STATISTICS**Passing**

YEAR	TEAM	G-S	ATT	CMP	PCT	YDS	YDS/ATT	TD	TD%	INT	INT%	LG	SKO-YDS	RAT
1999	Cincinnati	7-4	153	80	52.3	805	5.26	2	1.3	6	3.9	39	19-110	55.6
2000	Cincinnati	12-11	267	118	44.2	1253	4.69	3	1.1	6	2.2	46	36-191	52.8
2001	Cincinnati	2-1	8	5	62.5	37	4.63	0	0.0	0	0.0	14	1-3	73.4
CAREER		21-16	428	203	47.4	2095	4.89	5	1.2	12	2.8	46	56-304	54.2

Rushing**Receiving****Scoring**

YEAR	TEAM	ATT	YDS	AVG	LG	TD	NO	YDS	AVG	LG	TD	TD	TD-R	TD-P	TD-R	2PIC	PTS
1999	Cincinnati	19	114	6.0	24	1	1	6	6.0	6	0	1	1	0	0	0	6
2000	Cincinnati	41	232	5.7	21	0	0	0	—	—	0	0	0	0	0	0	0
2001	Cincinnati	6	20	3.3	6	0	0	0	—	—	0	0	0	0	0	0	0
CAREER		66	366	5.5	24	1	1	6	6.0	6	0	1	1	0	0	0	6

— A. SMITH'S SINGLE-GAME HIGHS —

PASSING — Attempts: 43 vs. Cle. 9-10-00; Completions: 25 at Cle. 10-10-99; Yards: 250 vs. Cle. 9-10-00; Touchdowns: 2 at Cle. 10-10-99; Interceptions: 2 (4 times), most recently at Jax. 9-17-00; Long: 46 yards (to Peter Warrick) vs. Cle. 9-10-00.

RUSHING — Attempts: 6 vs. Pitt. 11-26-00; Yards: 43 vs. Mia. 10-1-00; Touchdowns: 1 vs. StL. 10-3-99; Long: 24 at Ind. 10-24-99.

(continued)

A. SMITH'S CAREER GAME-BY-GAME PASSING

DATE	OPP	ATT	CMP	YDS	SKD-YDS	TD	LG	INT
1999								
9-12	@Tenn.	2	1	11	0-0	0	11	0
9-19	S.D.	17	10	100	2-17	0	39	1
9-26	@Car.	DID NOT PLAY						
10-3	St.L.	18	7	77	0-0	0	19	1
10-10	@Cle.	42	25	221	4-17	2	19	0
10-17	Pitt.	38	19	207	4-30	0	22	2
10-24	@Ind.	24	12	122	5-25	0	21	0
10-31	Jax.	12	6	67	4-21	0	19	2
11-7	@Sea.	INACTIVE						
11-14	Tenn.	INACTIVE						
11-21	Balt.	INACTIVE						
11-28	@Pitt.	INACTIVE						
12-5	S.F.	INACTIVE						
12-12	Cle.	INACTIVE						
12-19	—BYE—							
12-26	@Balt.	INACTIVE						
1-2	@Jax.	INACTIVE						

2000								
9-3	—BYE—							
9-10	Cle.	43	15	250	7-43	1	46	2
9-17	@Jax.	41	18	183	5-21	0	28	2
9-24	@Balt.	1	1	8	2-5	0	8	0
10-1	Mia.	38	20	178	3-19	1	25	0
10-8	Tenn.	23	10	85	1-1	0	17	0
10-15	@Pitt.	20	10	97	3-20	0	22	0
10-22	Den.	9	2	34	1-11	0	25	0
10-29	@Cle.	20	7	84	4-23	0	21	1
11-5	Balt.	27	15	137	3-7	0	39	0
11-12	@Dall.	25	10	68	3-12	0	15	1
11-19	@N.E.			DID NOT PLAY				
11-26	Pitt.	20	10	129	4-29	1	22	0
12-3	Ariz.			DID NOT PLAY				
12-10	@Tenn.			DID NOT PLAY				
12-17	Jax.			DID NOT PLAY				
12-24	@Phil.	0	0	0	0-0	0	—	0

DATE	OPP	ATT	CMP	YDS	SKD-YDS	TD	LG	INT
2001								
9-9	N.E.			DID NOT PLAY				
9-23	Balt.			INACTIVE (DESIGNATED THIRD QB)				
9-30	@S.D.			INACTIVE (DESIGNATED THIRD QB)				
10-7	@Pitt.			INACTIVE (DESIGNATED THIRD QB)				
10-14	Cle.			INACTIVE (DESIGNATED THIRD QB)				
10-21	Chi.			INACTIVE (DESIGNATED THIRD QB)				
10-28	@Det.			INACTIVE (DESIGNATED THIRD QB)				
11-4	—BYE—							
11-11	@Jax.			INACTIVE (DESIGNATED THIRD QB)				
11-18	Tenn.			INACTIVE (DESIGNATED THIRD QB)				
11-25	@Cle.	2	1	2	1-3	0	2	0
12-2	T.B.			DID NOT PLAY				
12-9	Jax.			DID NOT PLAY				
12-16	@NJY	6	4	35	0-0	0	14	0
12-23	@Balt.			RESERVE/INJURED				
12-30	Pitt.			RESERVE/INJURED				
1-6	@Tenn.			RESERVE/INJURED				
CAREER		428	203	2095	56-304	5	46	12

DE



JUSTIN SMITH

Ht: 6-4 Wt: 270

College: Missouri

2nd year in NFL

2001 Games-Starts: 15-11; Career Games-Starts: 15-11

Contract status as of 7-10-02: In second season of a six-year deal

Acquired: D1 '01 (4th overall)

Born: 9-30-79



90

Bengals' top pick in 2001 NFL Draft has immense promise for his second pro season ... Set team record last season for sacks by a rookie (8.5) ... Finished third on team in solo tackles (60) and also snagged 2 INTs, becoming first rookie defensive lineman in club history with more than 1 ... Had quick impact despite missing all of pre-season and the regular season opener due to contract negotiations ... Made big plays at crucial times in season-ending wins over Pittsburgh and Tennessee ... Smith's 8.5 sacks were the second-most by an NFL rookie in 2001, topped only by Pittsburgh LB Kendrell Bell (9.0).

2001 PARTICIPATION: Drafted by Bengals in first round (fourth overall) ... Signed Sept. 8 ... On roster exemption for Game 1 on Sept. 9 ... Played in Games 2-16 ... Started at RDE for first time Oct. 21 vs. Chicago and held that job for remainder of season ... His 786 snaps played (of 1013 total) ranked fourth on the defense.

SACKING THE RECORD: Smith's 8.5 sacks in 2001 edged out LB James Francis for the most ever by a Bengals rookie. Francis, like Smith a first-round draft pick, had 8.0 sacks in 1990. Smith did not appear to be a contender for the record at midseason, when he had only 2 sacks. But he logged 6.5 more sacks in the final eight games. The record came his way in the second quarter of the season's final game, when he dropped Tennessee QB Steve McNair for a 12-yard loss.

OTHER 2001 HIGHLIGHTS: Led defensive line by 13 in solo tackles, 60-47 over DT Oliver Gibson ... Finished second to Gibson among linemen in total tackles, 70-67 ... Made his NFL debut Sept. 23 vs. Baltimore, and was credited with solid work in limited action against Pro Bowl LOT Jonathan Ogden, recording 2 tackles ... Recorded his first career sack Sept. 30 at San Diego when he tracked down Doug Flutie for a 13-yard loss ... Finished

(Justin Smith, continued)

with 4 solo tackles at San Diego ... Led the line Oct. 7 at Pittsburgh with 8 tackles (7 solo)... Recorded his second career sack Oct. 14 vs. Cleveland when he blind-sided Tim Couch in the fourth quarter for a 12-yard loss that helped force a punt ... Recorded 2 solo tackles in his first start, Oct. 21 vs. Chicago ... Recorded his first NFL interception in the first quarter Oct. 28 at Detroit, grabbing a Charlie Batch pass 6 yards behind the scrimmage line and returning it 21 yards to the Lions' 36 ... Had 2 solos Nov. 11 at Jacksonville and drew his third holding penalty against an offensive lineman in two games ... Led the line in tackles Nov. 18 vs. Tennessee, posting 8 (7 solo) ... Teamed with DE Reinard Wilson for an 8-yard sack against Steve McNair in the third quarter, helping force a punt ... On Nov. 25 at Cleveland, batted down a Tim Couch pass on a third-and-9 play to force punt on opening possession of second half ... Also at Cleveland, forced a holding call that negated a 7-yard pass ... Led defensive line with 7 solo tackles Dec. 2 vs. Tampa Bay, including 2 sacks for 12 yards; it was his first 2-sack game, as he stopped Brad Johnson for losses of 3 and 9 yards ... Led the team with 9 solo tackles Dec. 9 vs. Jacksonville, including 3 sacks — tied with Reinard Wilson, Dec. 23 at Baltimore, for most sacks in a game by a Bengal all season ... Dropped Jaguars' Mark Brunell for losses of 7 and 3 yards in second quarter and for 13 yards in third quarter ... Smith's second and third sacks contributed to punting situations ... Led Bengals charge vs. Jacksonville to team-record tying 8 sacks ... Led defensive line with 5 tackles (4 solo) Dec. 16 at N.Y. Jets ... Pounced on QB Vinny Testaverde after a bobbled snap for an 8-yard loss on the last play of the first quarter, on a drive ending in a punt ... Drew a holding call against Jets in second quarter ... Recorded his second INT in victory Dec. 30 vs. Pittsburgh ... Grabbed a Kordell Stewart pass deflected by Reinard Wilson and returned it

7 yards to Steelers' 32, setting up the first of Cincinnati's 2 fourth-quarter TDs ... Set new Bengals rookie sack record (8.5) on Jan. 6 at Tennessee, when he dropped Steve McNair for 12-yard loss to Cincinnati 32 in second quarter, pushing Titans out of field goal range ... Bengals took over after an 8-yard punt and drove for TD that tied score 14-14 at halftime ... Had 5 solo tackles at Tennessee.

WORKOUT KING: Smith set an unofficial Bengals record in early 2002 — most days spent at the team's training facility by a No. 1 draft choice following his rookie season. "He already fits with the hardest workers we've ever had," says Bengals strength and conditioning coach Kim Wood. "It's very refreshing to see a player with his kind of natural talent who wants to work so hard every day to get better."

COLLEGE: Entered the 2001 NFL Draft after a junior season at Missouri in which he logged 11 sacks, 24 tackles for loss and 97 total tackles ... His sacks and tackles for loss set school season records, and he set the school sacks record two years in a row, having logged 8 as a sophomore ... Faced frequent double and even triple-team blocking in 2000 as the feature defensive player on a 3-8 team ... Earned first-team All-America honors as a junior from the *Football Writers Association* and was a unanimous selection to the All-Big 12 first team ... Also earned first-team All-Big 12 honors a sophomore ... In 1998, became the first true freshman since '86 to start every game for Missouri.

PERSONAL: Hometown is Holt's Summit, Mo. ... All-state and two-time all-district football choice at Jefferson City (Mo.) High School, where he was selected to *Super Prep's* All-America and Top 50 teams as a senior ... Now lives year-round in Cincinnati ... Single ... Favorite hobby is weight lifting ... General studies major at Missouri.

JUSTIN SMITH'S STATISTICS

YEAR	TEAM	G-S	Defense							Interceptions					Scoring				
			ST	AT	TT	SKS-YDS	PBU	FF	FR-YDS	NO	YDS	AVG	LG	TD	TD	INT	FR	S	PTS
2001	Cincinnati	15-11	60	7	67	8.5-76	1	0	0-0	2	28	14.0	21	0	—	—	—	—	—
CAREER		15-11	60	7	67	8.5-76	1	0	0-0	2	28	14.0	21	0	—	—	—	—	—

— J. SMITH'S 2001 GAME-BY-GAME DEFENSIVE STATISTICS —

DATE	OPPONENT	ST	AT	TT	SKS-YDS	INT-YDS	PBU	FF	FR-YDS
9-9	NEW ENGLAND				ROSTER EXEMPTION				
9-23	BALTIMORE	2	0	2	0-0	0-0	0	0	0-0
9-30	at San Diego	4	0	4	1-13	0-0	0	0	0-0
10-7	at Pittsburgh	7	1	8	0-0	0-0	0	0	0-0
10-14	CLEVELAND	2	0	2	1-12	0-0	0	0	0-0
10-21	CHICAGO	2	0	2	0-0	0-0	0	0	0-0
10-28	at Detroit	1	1	2	0-0	1-21	0	0	0-0
11-4	—BYE—								
11-11	at Jacksonville	2	0	2	0-0	0-0	0	0	0-0
11-18	TENNESSEE	7	1	8	0.5-4	0-0	0	0	0-0
11-25	at Cleveland	5	0	5	0-0	0-0	1	0	0-0
12-2	TAMPA BAY	7	0	7	2-12	0-0	0	0	0-0
12-9	JACKSONVILLE	9	0	9	3-23	0-0	0	0	0-0
12-16	at New York Jets	4	1	5	0-0	0-0	0	0	0-0
12-23	at Baltimore	2	1	3	0-0	0-0	0	0	0-0
12-30	PITTSBURGH	1	2	3	0-0	1-7	0	0	0-0
1-6	at Tennessee	5	0	5	1-12	0-0	0	0	0-0
TOTALS		60	7	67	8.5-76	2-28	1	0	0-0



Ht: 6-1 Wt: 251
College: Mississippi
3rd year in NFL

2001 Games-Starts: 0-0; Career Games-Starts: 15-11
Contract status as of 7-10-02: One-year contract for 2002
Acquired: CFA '00
Born: 4-5-78

All-Rookie performer from 2000 looks to resume action in 2002 after missing all of last season due to pre-season injury ... Outstanding find from rookie free agent ranks, Spearman joined Washington's LaVar Arrington and Chicago's Brian Urlacher, a pair of high first-round draft picks, as the linebacker trio on the 2000 Football News All-Rookie Team ... Was the only non-drafted rookie on the entire Football News Squad ... Stepped in during the 2000 season as Bengals' primary replacement for MLB Brian Simmons, who was injured in opener ... Spearman battled through painful shoulder injury to start 11 games and finish third on team in tackles.

2001 RECAP: Suffered torn pectoral muscle in the preseason finale on Aug. 30 vs. Indianapolis ... Placed on the Injured Reserve list Sept. 2 ... Had 6 tackles (all solo) in the preseason.

2000: Signed April 27 with Cincinnati as rookie free agent ... Suffered left shoulder strain in training camp and saw full action in only one preseason game ... In season opener Sept. 10 vs. Cleveland, replaced injured Brian Simmons as starting MLB in fourth quarter ... Started Games 2-4, but inactive for Game 5, due to aggravation of his preseason left shoulder strain ... Saw limited action in reserve role in Game 6, and returned to starting lineup for Games 7-12 ... In reserve role behind Adrian Ross for Games 13-14, but returned to start Games 15-16, when Ross was sidelined with hand laceration ... In debut as starter, Sept. 17 at Jacksonville, finished second on team with 8 tackles (4 solo) ... Had 15 tackles (9 solo) Sept. 24 at Baltimore, tied for highest total tackle count for a Bengals player all season ... Had 4 tackles (2 solo) Oct. 1 vs. Miami, playing despite considerable pain from aggravated preseason shoulder injury ... Made a key pass deflection in third quarter of victory Oct. 22 vs. Denver, setting up INT by Chris Carter at the Bengals' 5-yard line ... Also had 4 solo tackles in victory vs. Broncos ... In win Oct. 29 at Cleveland, helped keep Browns out of end zone in late third quarter by teaming with Billy Granville to stop Travis

Prentice for no gain on third-and-goal play from Cincinnati 1-yard line; Cleveland settled for FG ... Credited with 4 tackles (3 solo) vs. New England on Nov. 19, including a combined sack with DT Oliver Gibson on Patriots QB Drew Bledsoe for 6-yard loss that helped force a punt which would later set up Bengals' only TD drive of game ... Yielded starting MLB role to Adrian Ross Dec. 3 vs. Arizona and Dec. 10 at Tennessee, but replaced injured Ross at Tennessee and had 5 tackles (3 solo) ... Returned to starting MLB role in victory Dec. 17 vs. Jacksonville and finished second on team with 8 tackles (6 solo) ... Closed season Dec. 24 at Philadelphia with his second double-figure tackles game of the year, posting 10 (5 solo) despite being sidelined in third quarter with toe and thigh injuries ... Totals at Philadelphia included a 12-yard sack against Donovan McNabb in third quarter, most yards on a sack by a Bengals player in 2000 season.

COLLEGE: Key player as an Ole Miss senior on the nation's fourth-ranked rush defense (76.9 yards per game) ... A four-year letterman and was defensive team captain as a senior ... Made all nine of his regular-season starts as a senior at the strong-side OLB position, but started at MLB against Oklahoma in the Independence Bowl, and was selected to play in Hula Bowl ... Finished second on the team in regular season with 67 tackles (35 solo), and also had 6 tackles for loss, 1.5 sacks, 3 passes defended and 3 forced fumbles ... Added 7 tackles in Independence Bowl ... Played in every game as a junior, and made 11 starts at MLB ... Led the team with 84 tackles (43 solo); had 2 sacks, 1 INT and 1 fumble recovery.

PERSONAL: Hometown is Bruce, Miss. ... Earned all-state honors in football at Bruce High School, and was named honorable mention All-America by *USA Today* ... Also lettered in basketball and baseball, and earned Bruce High School award as Most Intellectual ... Offseason residence is Memphis, Tenn. ... General business major at Ole Miss ... Hobbies include reading and listening to music ... First name is pronounced "ar-MEE-giss" (hard g).

ARMEGIS SPEARMAN'S STATISTICS

YEAR	TEAM	G-S	Defense							Interceptions				Scoring				
			ST	AT	TT	SKS-YDS	PBU	FF	FR-YDS	NO	YDS	AVG	LG	TD	TD	INT	FRL	S PTS
2000	Cincinnati	15-11	46	24	70	1-12	4	0	0-0	—	—	—	—	—	—	—	—	—
2001	Cincinnati	0-0				DID NOT PLAY*					DID NOT PLAY*					DID NOT PLAY*		
CAREER		15-11	46	24	70	1-12	4	0	0-0	—	—	—	—	—	—	—	—	—

(continued)

YEAR TEAM	Special Teams								Kickoff Returns						Punt Returns					
	ST	AT	TT	FF	YDS	BP	BFG	BXP	NO	YDS	AVG	FC	LG	TD	NO	YDS	AVG	FC	LG	TD
2000 Cincinnati	3	1	4	0	0-0	0	0	0	—	—	—	—	—	—	—	—	—	—	—	—
2001 Cincinnati					DID NOT PLAY*				—	—	DID NOT PLAY*	—	—	—	—	—	—	—	—	—
CAREER	3	1	4	0	0-0	0	0	0	—	—	—	—	—	—	—	—	—	—	—	—

*NOTE: Spearman was on the Reserve/Injured list for 16 games with Cincinnati in 2001.

OLB



TAKEO SPIKES

Ht: 6-2 Wt: 245

College: Auburn

5th year in NFL

2001 Games-Starts: 15-15; **Career Games-Starts:** 63-63
Contract status as of 7-10-02: In final season of a five-year deal
Acquired: D1a '98 (13th overall)
Born: 12-17-76



51

Spikes had his best season of a stellar career in 2001, winning the team tackling title by a wide margin and posting a career-high 6 sacks ... Chosen defensive team captain for the third straight year ... Named AFC Defensive Player of the Week for his performance Sept. 23 vs. Baltimore, as he made dramatic 66-yard interception return for a TD, sealing victory that halted a 12-game win streak by the defending Super Bowl champs ... Spikes, whose father died on 10-12-02, was one of three nominees for the 2002 Halas Award, given by the Pro Football Writers Association to honor exceptional performance in difficult circumstances.

2001 PARTICIPATION: Had arthroscopic surgery on left shoulder on 3-27-01, but was 100 percent for training camp ... Started at RLB in Games 1-4 and 6-16 ... Missed Game 5, Oct. 14 vs. Cleveland, due to his father's death ... Ranked second on the defense with 949 snaps played, 93.7% of the 1013 total snaps.

WINNING ONE FOR 51: Spikes has not missed a Bengals game (or start) due to injury. It took the death of his father, Jimmie Spikes, on Oct. 12, to keep him out of the lineup for the first and only time. Playing without their defensive captain in a key game on Oct. 14 against 3-1 Cleveland, Bengals defenders vowed to "win the game for No. 51." Said DT Oliver Gibson: "We couldn't let Takeo down. He's our guy, our heart." The defense held to its pledge, allowing a season-low 211 yards in a 24-14 win. The player who filled in for Spikes, LB Adrian Ross, led the team with 8 tackles. Spikes, despite the missed game, led the Bengals in tackles by a wide margin by year's end, posting 173 to 139 by second-place Brian Simmons.

TACKLING MACHINE: In 2001, Spikes became the fifth Bengal to win as many as three team tackling titles. NT Tim Krumrie won a record five club titles; LB Jim LeClair won four; and LBs Reggie Williams and Steve Tovar also won three. Spikes has collected his three titles in only four seasons. The only season he didn't finish first was 1999, when he came in a close second to LB Brian Simmons.

2001 HIGHLIGHTS: Led the team in solo tackles

(114) as well as total tackles (173) ... His 6 sacks topped his previous career best of 3 in 1999 ... Had 9 or more total tackles in 14 of his 15 games ... Posted the three top tackle totals in a game by a Bengals player in 2001, including top mark of 17 on Nov. 25 at Cleveland and again Dec. 23 at Baltimore ... Only Bengal to log as many as 10 solos in a game, getting 14 on Dec. 23 at Baltimore and 10 each on Sept. 9 vs. New England and Dec. 2 vs. Tampa Bay ... Led team with 13 total tackles Sept. 9 vs. New England ... Sacked Patriots' QB Drew Bledsoe for 7-yard loss in fourth quarter ... Named AFC Defensive Player of the Week for his 11-tackle, 1-INT performance Sept. 23 vs. Baltimore ... Highlight vs. Ravens was his fourth-quarter INT and 66-yard return for TD, extending Bengals lead to the final score of 21-10 ... Led team with 9 sacks Sept. 30 at San Diego ... Made 10 tackles (7 solo) Oct. 7 at Pittsburgh, including 12-yard sack against Kordell Stewart in the third quarter ... Led team with 12 tackles (9 solo) Oct. 28 at Detroit ... Sacked Lions' Charlie Batch for 4-yard loss to Detroit 2-yard line on third-down play in third quarter, forcing punt that yielded field position for Bengals field goal drive and a 24-19 lead ... Second on team with 10 tackles (5 solo) Nov. 11 at Jacksonville, including 12-yard sack on Mark Brunell in second quarter to help force a punt ... Led the team Nov. 18 vs. Tennessee with 15 tackles (8 solo) ... During the Titans' first drive, Spikes batted down a pass on third down, forcing a field goal attempt ... Stopped RB Eddie George for 2-yard gains on back-to-back plays in the first quarter, forcing a punt ... Led the team with 17 tackles (8 solo) Nov. 25 at Cleveland, tied for his highest total tackles figure of the season ... Tied for team lead with 12 tackles (team-leading 10 solo) Dec. 2 vs. Tampa Bay ... Led team Dec. 9 vs. Jacksonville with 11 tackles (6 solo) ... Led team with 9 tackles (8 solo) Dec. 16 at N.Y. Jets, and broke up 1 pass ... Had 17 tackles (14 solo) on Dec. 23 at Baltimore, excelling in game that had been hyped as a showdown between Spikes and Baltimore LB Ray Lewis ... Spikes' solo tackles vs. Ravens were most in a game by a Bengal all season, and his total tackles tied the team high he had set earlier in the year at Cleveland ... Spikes' 9 tackles (4 solo) on Dec. 30 vs. Pittsburgh included teaming with LB Canute Curtis to stop RB Chris Fuamatu-Ma'alafa for a 4-yard loss on a first down

of the Steelers' overtime possession ... Had 2 sacks in victory Jan. 6 at Tennessee, dropping Steve McNair for 12 yards in second quarter and Neil O'Donnell for 11 yards with a forced fumble (Titans recovered) in third quarter ... Led team at Tennessee in tackles (11) and solos (8), including stops on RB Eddie George for losses of 2 and 4 yards ... Also had a pass broken up in victory over Titans.

PREVIOUS SEASONS — 1998: Drafted by Bengals in first round (13th overall) ... Signed July 25 ... Started all four preseason games and all 16 regular-season games ... Became first rookie to lead the team in tackles since James Francis in 1990, and he led the tackle totals by a wider margin (112-78) over the second-place player than any Bengals tackling leader since Tim Krumrie in 1988 ... Led the team by 30 in solo tackles, with a 95-65 edge over CB Artrell Hawkins ... Also led Bengals in total snaps played on offense or defense (997) ... In NFL debut Sept. 6 vs. Tennessee, led the team with 8 solo tackles ... Led team in victory Sept. 13 at Detroit with 8 tackles (5 solo) ... Got first NFL sack Sept. 20 vs. Green Bay, dropping Brett Favre for 12-yard loss on fourth-and-three play from Bengals 33 with 1:53 to play ... Led team Sept. 27 at Baltimore with 11 solo tackles, which tied for most solos in any game by a Bengal all season ... Also at Baltimore, had 2-yard tackle for loss against Priest Holmes, and sacked Eric Zeier for 7-yard loss in fourth quarter, leading to punt and subsequent Bengals TD drive ... Made key play in victory Oct. 11 vs. Pittsburgh, helping force Steelers to settle for field goal in fourth quarter with tackle that held Richard Huntley to a 1-yard gain; had 5 solo tackles vs. Steelers and was voted the defensive Game Ball ... Tied for team lead with 10 tackles (8 solo) Oct. 18 at Tennessee ... Led LBs with 6 tackles (5 solo) Nov. 1 vs. Denver ... Topped LBs and tied for team lead with 6 tackles (4 solo) Nov. 8 at Jacksonville ... Tied for lead among LBs with 5 solos Nov. 15 at Minnesota, including stop for 2-yard loss on Robert Smith on play from Bengals' 1-yard line ... Tied for team lead with 9 tackles (7 solo) Nov. 22 vs. Jacksonville ... Closed the season with a team-high 11 tackles (9 solo) Dec. 27 vs. Tampa Bay, tying his high total tackle figure for the season. **1999:** Team captain who started every game for the second consecutive season, playing RILB in 3-4 defensive front for Games 1-10 and RLB in 4-3 front for Games 11-16 ... Had 4 forced fumbles and 4 fumble recoveries, leading the team in each category, and his total of eight for the dual category set a club record; five times previously a Bengals player had reached total of 7 in the dual category ... Led the team with 1040 scrimmage snaps, playing 98.2% of the defense's total (1059), and was flagged for only one penalty (offsides) ... Finished strongly, as he led the team or the front seven in tackles during each of the final eight games ... His 105 total tackles ranked second to ILB Brian Simmons' 111 ... His 82 solo tackles ranked second to Simmons' 90 ... Ranked third on team and first among front seven in passes defended (6) ... Had his first of three sacks in Sept. 12 season opener at Tennessee, a 6-yarder on Steve McNair in the fourth quarter ... Spikes ripped the ball from McNair as the players fell to the ground, notching a forced fumble and a fumble recovery ... The Bengals took possession at the Titans' 26, setting up a field goal which gave Cincinnati a 35-26 lead ... Tied for team lead in tackles with 7 (4 solo) on Sept. 26 at Carolina; set up

Bengals field goal by forcing William Floyd fumble that Artrell Hawkins recovered at Panthers' 26 in third quarter ... Had 4 tackles (3 solo) Oct. 3 vs. St. Louis, and recovered Torry Holt fumble to stop Rams drive at Cincinnati 25 in second quarter ... Led team Oct. 24 at Indianapolis with 9 tackles (6 solo), and posted season-high coaching grade of 96% ... Made his first NFL interception Nov. 7 at Seattle, picking off Jon Kitna pass in third quarter and returning 7 yards to Seahawks' 33 ... Led front seven in tackles at Seattle with 7 (6 solo) ... Posted personal season-high with team-leading 12 tackles (10 solo) on Nov. 14 vs. Tennessee; forced Eddie George fumble in fourth quarter that was recovered by Bengals at Cincinnati 25 ... Outstanding effort Nov. 21 vs. Baltimore, as he led front seven with 7 tackles (6 solo), sacked Tony Banks for 5-yard loss in first quarter, intercepted a Banks pass later in first quarter, recovered a Banks fumble in third quarter and had 1 additional pass defended ... Spikes' interception vs. Baltimore came at Ravens' 25-yard line (no return) and set up Bengals TD for 7-0 lead ... Led front seven in victory Nov. 28 at Pittsburgh with 7 tackles (3 solo), and recovered a Richard Huntley fumble at Steelers 37 in second quarter, setting up field goal and 24-3 Bengals lead ... Also had 4 QB hurries at Pittsburgh ... Tied for team lead in victory Dec. 5 vs. San Francisco with 8 tackles (6 solo); stripped RB Fred Beasley for a fumble that Bengals recovered to halt 49ers drive at Cincinnati 24 ... Earned coaches' defensive Game Ball for his performance vs. 49ers ... Tied for team lead with 5 tackles (all solo) in victory Dec. 12 vs. Cleveland, as defense set a team record with 11 net rushing yards allowed ... Led front seven with 8 tackles (7 solo) Dec. 26 at Baltimore, and led team with 10 tackles (9 solo) in finale Jan. 2 at Jacksonville. **2000:** Started every game at RLB and posted career-high 128 tackles (press box statistics), third-highest total by a Cincinnati player since 1976, when press box stats were first recorded ... Topped the 100-tackle mark for third straight season; first Bengal to do so since Jim LeClair in 1977-79 ... Set team mark with 109 solo tackles ... Also led team for season with 3 fumble recoveries, and tied for the interceptions lead with 2 ... In coaches' film review system, had 212 tackles to lead the team, and his 143 solos in coaches' review led the team by 54 over second-place Darryl Williams ... Started every game at RLB ... Played 98.1% of defensive snaps on the season (1101 of 1122), finishing second on the defense to FS Darryl Williams (1103 snaps) ... Opened season with 6 tackles (4 solo) Sept. 10 vs. Cleveland, and intercepted Tim Couch pass on final play of the first half, returning 5 yards to Bengals' 31 ... Led team with 9 tackles (7 solo) Sept. 17 at Jacksonville, including 8-yard sack of Mark Brunell on third-down play in second quarter ... Posted 15 tackles Sept. 24 at Baltimore, tied for the most in a game by any Bengals player all season, and his 12 solos at Ravens was team high for the season ... In second quarter on Oct. 1 vs. Miami, intercepted Jay Fiedler pass at goal line and returned 7 yards, temporarily preserving 13-0 Cincinnati lead ... Also vs. Miami, tied for team lead with 7 tackles (6 solo) ... Logged 9 tackles (all solo) Oct. 8 at Tennessee, leading team in solos and tying for lead in total stops ... Tied for team leads with 9 tackles (7 solo) Oct. 15 at Pittsburgh ... Sparked Bengals' first victory of season Oct. 22 vs. Denver with team-high 10 tackles (9 solo) and a pass defended ... Posted his third double-digit

(Takeo Spikes, continued)

game in tackles with 10 (7 solo) on Nov. 5 vs. Baltimore ... Recovered Emmitt Smith fumble at the Bengals' 1-yard line in first quarter Nov. 12 at Dallas, and in third quarter, beat two blockers to stop Smith for no gain on third-and-goal play from the 1-yard line ... Led front seven for the Dallas game with 7 tackles (6 solo) ... Led team with 8 tackles (7 solo) Nov. 19 at New England, and tied season-high coaching grade at 98% ... Passed the 100 mark in total tackles for third straight year Nov. 26 vs. Pittsburgh, tying for team lead with 6 total stops ... Led front seven with 6 tackles (all solo) in victory Dec. 3 vs. Arizona ... Led team with 8 solos Dec. 10 at Tennessee, and his 9 total tackles pushed him to a new career high of 116 for a season ... In victory Dec. 17 vs. Jacksonville, sacked Mark Brunell for 8-yard loss in second quarter to help force a punt ... Closed season Dec. 24 at Philadelphia with 2 fumble recoveries in the third quarter, grabbing Donovan McNabb fumble at the Eagles' 36 and later covering a Chris Warren fumble at the Philadelphia 18 ... Also had 7 solo tackles at Philadelphia, tying for lead among front seven.

COLLEGE: Chose to enter the draft after his 1997 junior season at Auburn, year in which he was named national Defensive Player of the Year by *Football News* and

first-team All-American by *The Sporting News* ... Led the 1997 Auburn club with 136 tackles as Tigers advanced to SEC Championship game ... Tied for team lead in '97 with 9 tackles for loss ... As a sophomore, had 119 tackles and was the only sophomore named a semifinalist in competition for Dick Butkus Award (top college LB).

PERSONAL: Hometown is Sandersville, Ga. ... Earned All-America honors from *Parade* and *USA Today* during prep career at Washington County High School, and was named Georgia's "Mr. Football" by state's coaches as a senior ... Also was named Georgia Player of the Year as a prep senior by *Atlanta Journal-Constitution* ... Liberal arts major at Auburn ... Is an active supporter of Cincinnati's National Underground Railroad Freedom Center (scheduled to open in summer of 2004); makes appearances and does advertisements to help the center raise private donations ... Does volunteer work for Children's Hospital in Cincinnati, and is a spokesman for the hospital's eye screening program ... Chosen to represent the Bengals in the NFL's 1999 United Way public service television announcements ... Hobbies include fishing, traveling and meeting people ... Single ... Full name is Takeo Gerard Spikes ... First name is pronounced "tuh-KEE-oh," and means "great warrior" in Japanese.

TAKED SPIKES' STATISTICS

YEAR	TEAM	G-S	Defense							Interceptions					Scoring				
			ST	AT	TT	SKS-YDS	PBU	FF	FR-YDS	NO	YDS	AVG	LG	TD	TD	INT	FR	S	PTS
1998	Cincinnati	16-16	95	17	112	2-19	0	0	0-0	0	0	—	—	0	0	0	0	0	0
1999	Cincinnati	16-16	82	23	105	3-14	6	4	4-0	2	7	3.5	7	0	0	0	0	0	0
2000	Cincinnati	16-16	109	19	128	2-16	4	0	3-0	2	12	6.0	7	0	0	0	0	0	0
2001	Cincinnati	15-15	114	59	173	6-58	4	1	0-0	1	66	66.0	66-1	1	1	1	0	0	6
CAREER		63-63	400	118	518	13-107	14	5	7-0	5	85	17.0	66-1	1	1	1	0	0	6

		Special Teams								Kickoff Returns						Punt Returns					
YEAR	TEAM	ST	AT	TT	FF	FR- YDS	BP	BFG	BXP	NO	YDS	AVG	FC	LG	TD	NO	YDS	AVG	FC	LG	TD
1998	Cincinnati	2	0	2	0	0-0	0	0	0	—	—	—	—	—	—	—	—	—	—	—	—
1999	Cincinnati	3	0	3	0	0-0	0	0	0	—	—	—	—	—	—	—	—	—	—	—	—
CAREER		5	0	5	0	0-0	0	0	0	—	—	—	—	—	—	—	—	—	—	—	—

— SPIKES' 2001 GAME-BY-GAME DEFENSIVE STATISTICS —

DATE	OPPONENT	ST	AT	TT	SKS-YDS	INT-YDS	PBU	FF	FR-YDS
9-9	NEW ENGLAND	10	3	13	1-7	0-0	0	0	0-0
9-23	BALTIMORE	7	4	11	0-0	1-56	0	0	0-0
9-30	at San Diego	6	3	9	0-0	0-0	0	0	0-0
10-7	at Pittsburgh	7	3	10	1-12	0-0	0	0	0-0
10-14	CLEVELAND				INACTIVE				
10-21	CHICAGO	4	3	7	0-0	0-0	0	0	0-0
10-28	at Detroit	9	3	12	1-4	0-0	0	0	0-0
11-4	—BYE—								
11-11	at Jacksonville	5	5	10	1-12	0-0	0	0	0-0
11-18	TENNESSEE	8	7	15	0-0	0-0	1	0	0-0
11-25	at Cleveland	8	9	17	0-0	0-0	0	0	0-0
12-2	TAMPA BAY	10	2	12	0-0	0-0	0	0	0-0
12-9	JACKSONVILLE	6	5	11	0-0	0-0	0	0	0-0
12-16	at New York Jets	8	1	9	0-0	0-0	1	0	0-0
12-23	at Baltimore	14	3	17	0-0	0-0	1	0	0-0
12-30	PITTSBURGH	4	5	9	0-0	0-0	0	0	0-0
1-6	at Tennessee	8	3	11	2-23	0-0	1	1	0-0
TOTALS		114	59	173	6-58	1-66	4	1	0-0



GLEN STEELE



70

Ht: 6-4 **Wt:** 300
College: Michigan
5th year in NFL

2001 Games-Starts: 16-1; **Career Games-Starts:** 58-3
Contract status as of 7-10-02: In second season of a three-year deal
Acquired: D4 '98 (105th overall)
Born: 10-4-74

Versatile lineman has played in every game for the last three seasons ... His streak of 48 consecutive Bengals games played ties him with DT Oliver Gibson for the longest streak on the Cincinnati roster ... Saw regular action in the line rotation at DT in 2001, and made key plays in Oct. 14 victory over Cleveland ... Can also play DE ... Underwent arthroscopic surgery for cartilage damage in his right knee on 5-6-02; expected to be 100 percent well before training camp.

2001 PARTICIPATION: His 16 games played included his third career start, Oct. 21 vs. Chicago, due to injuries along the defensive line.

2001 HIGHLIGHTS: Finished the season with 14 tackles (8 solo), a sack, a forced fumble, a fumble recovery and 2 passes broken up ... Teamed with Reinard Wilson to sack Elvis Grbac for 5-yard loss on final play of first half in victory Sept. 23 vs. Baltimore ... Received extra playing time Oct. 14 vs. Cleveland due to injury to RDT Tony Williams and made the most of it ... Recovered a mishandled Browns handoff at Cleveland 31-yard line in third quarter to help set up 42-yard Neil Rackers FG that extended Bengals' lead to 13-7 ... Also vs. Browns, stopped RB James Jackson for no gain on a third-and-1 play at Cleveland 45 in third quarter, forcing a punt ... Offense took the opportunity to drive for a TD and 21-7 lead ... Also had a pass broken up in fourth quarter vs. Browns ... Had 3 solo tackles in starting role Oct. 21 vs. Chicago ... Stopped Bears RB James Allen for 1-yard losses on two separate drives ending in punts ... Had 3 tackles (1 solo) Oct. 28 at Detroit, including a shared sack and a forced fumble ... Forced Lions quarterback Charlie Batch to fumble in the first quarter as he teamed with Reinard Wilson on a sack (Lions recovered).

PREVIOUS SEASONS — 1998: Drafted by Bengals in fourth round (105th overall) ... Signed July 14 ... Played in Games 1-8 and 13-14 ... On inactive list with ankle injuries for Games 9-12, and placed on Injured Reserve list Dec. 15, missing Games 15-16 ... Had 7 tackles (6 solo) in his 10 regular-season games ... Made NFL debut with 1 solo tackle Sept. 6 vs. Tennessee ... Led line with 3 tackles (2 solo) Sept. 20 vs. Green Bay ... Suffered left ankle sprain Oct. 11 vs. Pittsburgh, which limited his playing time ... Suffered right ankle injury in first quarter Nov. 1 vs. Denver; completed game against Broncos, but injury was later determined to be torn right ankle ligament ... On inactive list for next four games, and returned to action with 1 solo

tackle Dec. 6 vs. Buffalo ... Also had 1 solo Dec. 13 at Indianapolis, but reinjured right ankle and was placed on Injured Reserve on Dec. 15. **1999:** Played in every game, made his first NFL start and his 14 tackles doubled his total from his rookie year ... Ranked second among defensive linemen in special teams snaps (126) ... Played as a reserve in Games 1-10 and 12-16, and started at LDT in Game 11, Nov. 21 vs. Baltimore, as Bengals switched from 3-4 to 4-3 front ... Steele's QB pressure against Jon Kitna on Nov. 7 at Seattle helped force an interception by LB Takeo Spikes ... Steele had 3 solo tackles at Seattle, and matched that total the next week vs. Tennessee ... Recorded 2 solo tackles on Sept. 19 vs. San Diego and on Jan. 2 at Jacksonville. **2000:** Played in every game for the second straight season ... Had one start, Oct. 15 at Pittsburgh, as he was moved ahead of the injured Tom Barndt at RDT ... Claimed his first NFL sack Oct. 8 at Tennessee, dropping Steve McNair for 7-yard loss ... Had 5 tackles total at Tennessee (3 solos), his high for the year ... Made key play in third quarter of victory Dec. 3 vs. Arizona, sacking Jake Plummer for a 10-yard loss on a third-and-goal play from Bengals' 4-yard line ... Cardinals settled for field goal attempt, which missed ... Had no tackles in victory Oct. 29 at Cleveland, but credited in coaches' reports for effective goal-line play ... Closed season with 2 solos Dec. 24 at Philadelphia.

COLLEGE: Finished his Michigan career ranked second in school history in sacks (24) and third in tackles for loss (45) ... Earned All-America honors from *American Football Coaches Association* as a senior, when he recorded 48 tackles (32 solo) with 7 sacks for 48 yards and 14 tackles for loss for 62 yards ... Excelled in 1997 victory over Ohio State with 5 solo tackles, 2 sacks, 3 TFL and a fumble recovery ... Started every game as a junior, with 54 tackles (37 solo), 6 sacks for 25 yards and 15 TFL for 53 yards ... Had career-high 65 tackles (33 solo) as a sophomore, with 8 sacks for 51 yards and 12 TFL for 59 yards.

PERSONAL: Hometown is Ligonier, Ind., where he was a four-year varsity starter in football at West Noble High School ... Played MLB as a senior, but was known more as an offensive star at TE and FB ... Also a three-year varsity basketball starter at West Noble, averaging 19.5 points and 12.5 rebounds ... Earned bachelor's degree from Michigan ... Married (wife Amber) ... Offseason residence is Ft. Wright, Ky. (in Greater Cincinnati) ... Hobbies include golf, fishing and hunting ... Full name is James Lendale Steele Jr.

(continued)

GLEN STEELE'S STATISTICS

YEAR	TEAM	G-S	Defense						Interceptions					Scoring			
			ST	AT	TT	SKS-YDS	PBU	FF	FR-YDS	NO	YDS	AVG	LG	TD	TD	IntRt	S PTS
1998	Cincinnati	10-0	6	1	7	0-0	0	0	0-0	—	—	—	—	—	—	—	—
1999	Cincinnati	16-1	13	1	14	0-0	0	0	0-0	—	—	—	—	—	—	—	—
2000	Cincinnati	16-1	13	4	17	2-17	0	0	0-0	—	—	—	—	—	—	—	—
2001	Cincinnati	16-1	8	6	14	1-4.5	2	1	1-0	—	—	—	—	—	—	—	—
CAREER		58-3	40	12	52	3-21.5	2	1	1-0	—	—	—	—	—	—	—	—

STEELE'S 2001 GAME-BY-GAME DEFENSIVE STATISTICS

DATE	OPPONENT	ST	AT	TT	SKS-YDS	INT-YDS	PBU	FF	FR-YDS
9-9	NEW ENGLAND	0	0	0	0-0	0-0	0	0	0-0
9-23	BALTIMORE	0	1	1	0.5-2.5	0-0	0	0	0-0
9-30	at San Diego	0	0	0	0-0	0-0	0	0	0-0
10-7	at Pittsburgh	0	0	0	0-0	0-0	0	0	0-0
10-14	CLEVELAND	1	0	1	0-0	0-0	1	0	1-0
10-21	CHICAGO	3	0	3	0-0	0-0	0	0	0-0
10-28	at Detroit	1	2	3	0.5-2	0-0	0	1	0-0
11-4	—BYE—								
11-11	at Jacksonville	0	0	0	0-0	0-0	1	0	0-0
11-18	TENNESSEE	0	1	1	0-0	0-0	0	0	0-0
11-25	at Cleveland	0	0	0	0-0	0-0	0	0	0-0
12-2	TAMPA BAY	1	0	1	0-0	0-0	0	0	0-0
12-9	JACKSONVILLE	0	0	0	0-0	0-0	0	0	0-0
12-16	at New York Jets	1	1	2	0-0	0-0	0	0	0-0
12-23	at Baltimore	1	0	1	0-0	0-0	0	0	0-0
12-30	PITTSBURGH	0	0	0	0-0	0-0	0	0	0-0
1-6	at Tennessee	0	1	1	0-0	0-0	0	0	0-0
TOTALS		8	6	14	1-4.5	0-0	2	1	1-0

OT



JAMAIN STEPHENS

Ht: 6-6 Wt: 340

College: North Carolina A&T

7th year in NFL

2001 Games-Starts: 9-2; Career Games-Starts: 40-15

Contract status as of 7-10-02: In final season of a two-year deal

Acquired: W (Pitt.) '99

Born: 1-9-74



75

Stephens played in his most games (nine) in three Bengals seasons in 2001, adding blocking TE duties to his role as backup tackle ... Twice in starting lineup at the blocking TE spot ... Powerful run-blocker has seen action at both ROT and LOT ... Made available to Houston Texans in Feb. 18 expansion draft, but was not selected.

2001 RECAP: Signed two-year Bengals contract June 27, replacing a deal that had extended through 2001 ... Inactive for seven of the first eight games, but played in all of the last eight ... Played on special teams only in Games 9-12 and added duties on offense in Games 13-16 ... Had starting assignments as a blocking TE on Dec. 23 at Baltimore and Dec. 30 vs. Pittsburgh ... Inactive for Games 1-6 and 8 ... Made 2001 playing debut in Game 7 on Oct. 28 at Detroit, replacing ROT Willie Anderson for five snaps in the second half.

PREVIOUS SEASONS — 1996: Drafted by Pittsburgh in first round (29th overall) ... Did not see game action, spending all 16 weeks on game day inactive list. **1997:** Played in eight games for Steelers ... Made NFL

playing debut on Aug. 31 vs. Dallas ... Earned his first career start Dec. 13 at New England, but was forced to sidelines in first quarter with an ankle injury ... Inactive for both Steelers postseason games, due to the injury. **1998:** Showed considerable improvement as a third-year player, and moved into Pittsburgh starting lineup when injuries opened a spot ... Continued to progress and retained starting RT position for 10 of the 11 games he played ... Inactive for Games 1-4, and missed season finale with a right calf muscle injury ... Made his first start of season on Oct. 11 at Cincinnati and aided season-high 386-yard offensive effort ... Credited for solid performance against All-Pro DE Reggie White on Nov. 9 vs. Green Bay; allowed White one sack and three tackles ... Started again vs. Bengals Dec. 20, but was sidelined in second quarter with a calf injury that would cause him to miss Dec. 28 season finale at Jacksonville. **1999:** Opened training camp with Pittsburgh ... Released Aug. 2 by Steelers, and acquired Aug. 3 by Bengals on waivers ... Played in all four Cincinnati preseason games, but missed Weeks 1-4 of regular season while on Reserve/Commissioner's Suspension list for violation of NFL's substance abuse policy (violation

occurred while with Steelers) ... Activated to Bengals 53-player roster on Oct. 11 ... Made Bengals playing debut in Game 7, Oct. 24 at Indianapolis, and went on to play in seven games with two starts ... Credited with 5 "pancake" blocks while playing just 242 snaps on the season, and his ratio of pancakes-per-snap was the highest on the line ... Led line with 2 pancakes in starting assignment for injured Willie Anderson on Jan. 2 at Jacksonville ... Also led team with 2 pancakes on Oct. 24 at Indianapolis, when he played 40 snaps at RT after Anderson was sidelined with knee sprain in second quarter ... Played 45 snaps at RT on Oct. 31 vs. Jacksonville, after foot strain sent Anderson to the sidelines ... Played every offensive snap Nov. 21 vs. Baltimore, subbing at RT for injured Anderson, and aided 348-yard offensive effort which included no sacks allowed ... Played 52 snaps Dec. 26 at Baltimore, subbing at RT for injured Anderson. **2000:** Active but did not play for Games 1-3 of the regular season ... Saw his first action in Game 4, Oct. 1 vs. Miami, and was graded "outstanding" (95%) in coaches' film reviews for his second-half performance replacing injured RT Willie Anderson ... Active but did not play for Games 5-11 ... Saw his first pro action at guard Nov. 26 vs. Pittsburgh, getting brief tryout at RG in relief of starter Mike Goff ... Played on special teams Dec. 3 vs. Arizona ... Was a second-half injury replacement for Anderson at RT on Dec. 10 at Tennessee ... Active but DNP on Dec. 17 vs. Jacksonville ... Second-half injury replacement for injured Anderson at RT in the season finale Dec. 24 at Philadelphia.

COLLEGE: Rose to prominence as a senior at North Carolina A&T, registering 69 knockdown blocks for offense that totaled 4128 yards ... Named first-team tackle

on All-Mid-Eastern Athletic Conference team ... Started his college career as defensive lineman, and was switched to offense just before beginning of his junior season.

PERSONAL: Hometown is Lumberton, N.C., and still resides there in offseason ... Played offense and defense at Lumberton High School ... Active in the Lumberton area in civic and charitable affairs, including work with schools and sponsorship of a summer late-night basketball camp to keep youths off the streets ... Married (wife Javonna), with three children, Jayla (born 2-18-97), Jamain (9-21-99) and DaRon (7-1-00) ... Hobbies include golf, fishing and music ... First name is pronounced "juh-MAIN."

JAMAIN STEPHENS' STATISTICS

YEAR	TEAM	GAMES	STARTS
1996	Pittsburgh	*0	0
1997	Pittsburgh	8	1
1998	Pittsburgh	11	10
1999	Cincinnati	7	2
2000	Cincinnati	5	0
2001	Cincinnati	9	2
PITT. TOTALS		19	11
CIN. TOTALS		21	4
CAREER		40	15

— POSTSEASON —

YEAR	TEAM	GAMES	STARTS
1996	Pittsburgh	*0	0
1997	Pittsburgh	*0	0
CAREER		0	0

*NOTE: Stephens was inactive for 16 regular-season games and two postseason games with Pittsburgh in 1996. He was inactive for two postseason games with Pittsburgh in 1997.

BENGALS PRONUNCIATION GUIDE

JoJuan Armour — joe-WAHN AR-mur
 Rich Braham — BRAY-um
 Bob Bratkowski — brat-COW-skee
 Randy Chevier — SHEV-ree-yay
 Louie Cioffi — CHO-fee
 Canute Curtis — kuh-NOOT
 Pernel Davis — pur-NELL
 Travis Dorsch — dorsh
 Ron Dugans — DOO-guns
 Gus Frerotte — fur-RAHT
 Mike Goff — (rhymes with "off")
 John Grabowski — gruh-BOW(rhymes with "cow")-skee
 Brock Gutierrez — goo-TAIR-ez
 Artrell Hawkins — ar-TRELL
 T.J. Houshmandzadeh — hoosh(rhymes with push)-mahh-ZAH-duh
 Khorl Ivy — (pronounced as "Corey")
 Ligarius Jennings — lih-GAIR-ee-us
 Riall Johnson — REE-all
 Levi Jones — LEE-vye
 Kevin Kaesviharn — CASE-vih-harn
 Stephon Kelly — stuh-FAHN
 Tim Krumrie — KRUM-rye

Jevon Langford — juh-VAHN
 Dick LeBeau — luh-BOE
 Kwazene Leverette — KWAH-zee-ahn LEV-er-ett
 Darcey Levy — LEE-vee
 Victor Leyva — LAY-vuh
 Marquand Manuel — MAR-kwand (pronounced as "manual")
 Steve Mooshagian — moo-SHAY-gee-un (hard "g")
 Eric Ogbogu — uh-BAH-goo
 Pig Prather — PRAY-thur
 Ray Redziniak — red-ZINN-ee-ack
 Scott Rehberg — RAY-berg
 Tito Rodriguez — TEE-loe
 Tierre Sams — ty-REE
 Matt Schobel — SHOW(pronounced as the word "show")-bull
 Akili Smith — uh-KEE-lee
 Armegis Spearman — ar-MEE-giss (hard "g")
 Takeo Spikes — tuh-KEE-oh
 Jamain Stephens — juh-MAIN
 Bob Surace — suh-RACE
 Thatcher Szalay — zuh-LAY
 Peter Warrick — WAR-ick
 Reinard Wilson — ruh-NARD



Ht: 5-11 Wt: 195
College: Florida State
3rd year in NFL

2001 Games-Starts: 16-14; **Career Games-Starts:** 32-30
Contract status as of 7-10-02: In third season of a seven-year deal
Acquired: D1 '00 (4th overall)
Born: 6-19-77

Bengals' top pick from 2000 NFL Draft led the team in receptions for the second straight season in '01 ... His 70 catches were the most ever by a Bengals WR other than Carl Pickens, and no Bengal has caught as many in his rookie and sophomore Cincinnati seasons as Warrick's 121 ... Finished second on team to Darnay Scott with 667 receiving yards last season ... Shared punt return duties with T.J. Houshmandzadeh in '01 ... Has at least 1 catch in all 32 of his NFL games.

2001 PARTICIPATION: Played every game for the second straight season ... Was not in starting offensive lineup for two games, Dec. 23 at Baltimore and Dec. 30 vs. Pittsburgh ... Missed a portion of Game 9, Nov. 18 vs. Tennessee, with bruised right quad ... Sidelined (bruised shoulder) in second quarter Nov. 25 at Cleveland.

WARRICK'S MILESTONES: Warrick's 121 catches for his first two Cincinnati seasons (51 and 70) are five better than the previous record for a two-year Bengal, which was 116 (67 and 49) by Cris Collinsworth in 1981-82. (In fairness to Collinsworth, it must be noted that the 1982 season was shortened to nine games by a players' strike.) Warrick and Eddie Brown (58 and 53) are the only Bengals with 50 or more catches in each of their first two seasons. Warrick's 70 catches in 2001 were the most by any Bengals WR other than Carl Pickens, bumping Darnay Scott (68 catches in 1999) out of that spot.

MORE 2001 HIGHLIGHTS: Led team with 7 receptions (for 38 yards) in season-opening victory Sept. 9 vs. New England, and also had 1 rush for 13 yards ... Caught 2 passes for 16 yards vs. Patriots on TD drive in second quarter that tied score at 10-10. Was 2-for-12 receiving vs. N.E. during third quarter TD drive that put Bengals ahead 23-10 ... Caught 3 passes for 17 yards in win Sept. 23 vs. Baltimore, including a 6-yard reception on third-and-4 in third quarter, sustaining a TD drive that gave Bengals a 14-3 lead ... Led Bengals in receptions (4) and receiving yards (31) on Sept. 30 at San Diego, and caught his only TD pass of the season on a 7-yard connection from Jon Kitna late in the fourth quarter ... Had 4 catches for 39 yards Oct. 7 at Pittsburgh, including a 22-yarder on Cincinnati's TD drive in the fourth quarter ... Made 4 catches for a team-leading 73 yards Oct. 14 vs. Cleveland ... Had the Bengals' longest scrimmage gain vs. Browns when he and QB Jon Kitna connected for a 33-yard pass during TD drive for 21-7 lead ... Also had his longest punt return of the year, 31 yards to Bengals' 46, in third quarter vs. Cleveland, setting up TD drive for a 10-7 lead ... On Oct. 21 vs. Chicago, posted career-highs with 8

catches and 84 yards (both figures later surpassed) ... Was 5-for-52 receiving Oct. 28 at Detroit, including a 19-yarder on the game-deciding 83-yard TD drive in fourth quarter ... Had 5 catches for 61 yards Nov. 11 at Jacksonville, and had a key downfield block on Corey Dillon's 7-yard TD run in the second quarter ... Had 3 catches for 29 yards Nov. 18 vs. Tennessee, but lost 14 yards on his only rushing attempt, a reverse play; the lost yards dropped his career rushing total to 160 yards, reinstating Eddie Brown (164 yards over eight seasons) as the Bengals' career leader for rushing yards by a WR ... Warrick gained only 2 more rushing yards the remainder of the season, and needs 3 more yards to again surpass Brown's total ... Had 1 catch for 22 yards Nov. 25 at Cleveland before he was sidelined with shoulder injury ... Led the team in receptions (5) and receiving yards (33) Dec. 2 vs. Tampa Bay ... His 13-yard reception on a third-and-10 play from the Bucs' 19 helped set up the game-tying TD late in the fourth quarter, and earlier on that drive, he had a 6-yard catch for a first down ... Had career highs of 10 catches and 109 yards Dec. 30 vs. Pittsburgh, including 2 catches for 18 yards on the winning drive in overtime ... Closed season with 5 catches for 33 yards in victory Jan. 6 at Tennessee ... Averaged 6.4 yards on team-high 18 punt returns for the season.

2000: Drafted by Cincinnati in first round (fourth overall) ... Bengals' top draft pick showed his special abilities in multiple ways, becoming first player in club history to score TDs receiving, rushing and on a return in the same season ... Rookie was thrust into Bengals' No. 1 receiver role when veteran Darnay Scott suffered broken leg in training camp, and he responded by leading team in receptions (51) and receiving yards (592) ... First rookie to lead team in catches since 1973 (Isaac Curtis & Boobie Clark 45 each), and first to lead in receiving yards since '81 (Cris Collinsworth, 1009) ... Tied Corey Dillon for team lead with 7 TDs (4 receiving, 2 rushing, 1 punt return) ... Set club record for rushing yards in a season by a WR (148), and his 2 rushing TDs already stand as a club career record for WRs ... Averaged 17.6 yards on 7 punt returns, including 82-yarder for TD in victory vs. Jacksonville ... One of nine Bengals to start every game; only rookie to start all 16 games ... Caught at least one pass in every game ... His 51 receptions on the season ranked second among NFL rookies to Seattle's Darrell Jackson (53), and his 592 receiving yards ranked third behind Jackson (713) and Kansas City's Sylvester Morris (678) ... Warrick's 148 rushing yards topped previous season high by a Bengals WR of 133 by Warren McVea in 1968 ... Scored his rushing TDs on a 77-yard run Oct. 22 vs. Denver, and on a 4-yarder Nov. 5 vs. Baltimore on which he lined up under center,

took the snap and swept to the right side ... The only other rushing TDs by a Bengals WR are one by McVea in 1968 and one by Speedy Thomas in '69 ... Warrick made his NFL debut Sept. 10 vs. Cleveland and had a season-high 80 receiving yards on 3 catches, including a spectacular one-handed grab of an Akili Smith pass for a 46-yard gain that was the team's longest passing gain of season ... Led team with 5 catches and 75 yards Sept. 17 at Jacksonville ... Scored first NFL touchdown on 9-yard pass from Akili Smith on Oct. 1 vs. Miami, giving Bengals 7-0 first-quarter lead ... Led team with 48 rushing yards Oct. 15 at Pittsburgh, including broken-field 46-yarder that was team's longest gain of the day ... Rushed for season-high 90 yards on 3 carries in victory Oct. 22 vs. Denver, including 77-yard second-quarter TD that cut Broncos' lead to 14-10 ... In the Denver game, Warrick was the second-leading rusher behind record-setting Corey Dillon as Bengals smashed team rushing record with 407 yards, including 278 by Dillon ... Led team in catches (3) and yards (25) in Oct. 29 win at Cleveland ... Scored on 13-yard pass from Scott Mitchell to tie score in second quarter Nov. 19 at New England, and led team with 7 catches and 79 yards ... 7 catches at New England were season-high for all Bengals receivers ... Had 5-yard TD catch from Akili Smith Nov. 26 vs. Pittsburgh ... Scored team's only TD in Dec. 24 season finale at Philadelphia, on 17-yard pass from Scott Mitchell in fourth quarter ... On Aug. 19, 2000, Warrick scored the first preseason Bengals TD at Paul Brown Stadium — on a 14-yard end-around run with 0:02 left in the first quarter.

COLLEGE: Set an Atlantic Coast Conference record for receiving yards (3517) during his Florida State career, and posted Seminoles record for TD catches (32) ... Amassed 937 career punt return yards, averaging 13.0 on 72 returns ... Named MVP of 2000 Sugar Bowl as FSU defeated Virginia Tech 46-29 for national championship ... Caught 6 passes for 163 yards in Sugar Bowl, including TD catches of 43 and 64 yards, and also scored on a 59-yard punt return and a two-point conversion ... Earned consensus All-America honors as a junior and a senior, catching 61 passes for 1232 yards (20.2 avg.) and 12 TDs as a junior, and 71 passes for 934 yards (13.2) with 8 TDs in nine games as a senior ... Averaged 139.7 all-purpose yards per game as a senior, including 12.6 avg. on 18 punt returns, including a 75-yard TD ... Redshirted as true freshman in 1995; played in 43 games from 1996-99.

PERSONAL: Hometown is Bradenton, Fla. ... Helped lead Bradenton (Fla.) Southeast to back-to-back Class 5A state titles, including his senior season as the team's starting quarterback ... Earned *Parade* All-America honors and was a member of *Blue Chip Illustrated's* "Dream Team" ... As senior QB, passed for 13 touchdowns and also scored 13 times as a rusher ... Returned four punts for touchdowns during his final two seasons ... State runner-up in the long jump as a junior (23'4") ... Political science major at Florida State ... Is a good friend of Minnesota Vikings wide receiver Randy Moss, who played one season at Florida State ... Last name is pronounced "WAR-ick."

PETER WARRICK'S STATISTICS

YEAR	TEAM	G-S	Receiving					Rushing					Scoring					
			NO	YDS	AVG	LG	TD	ATT	YDS	AVG	LG	TD	TD	TD-R	TD-P	TD-RL	2-PIC	PTS
2000	Cincinnati	16-16	51	592	11.6	46	4	16	148	9.3	77-1	2	7	2	4	*1	0	42
2001	Cincinnati	16-14	70	667	9.5	33	1	8	14	1.8	13	0	1	0	1	0	0	6
CAREER		32-30	121	1259	10.4	46	5	24	162	6.8	77-1	2	8	2	5	*1	0	48

* — TD scored on punt return (see below).

		Special Teams								Kickoff Returns						Punt Returns					
YEAR	TEAM	ST	AT	TT	FF	FR-YDS	BP	BFG	BXP	NO	YDS	AVG	FC	LG	TD	NO	YDS	AVG	FC	LG	TD
2000	Cincinnati	1	0	1	0	0-0	0	0	0	—	—	—	—	—	—	7	123	17.6	1	82-1	1
2001	Cincinnati	0	0	0	0	0-0	0	0	0	—	—	—	—	—	—	18	116	6.4	10	31	0
CAREER		1	0	1	0	0-0	0	0	0	—	—	—	—	—	—	25	239	9.6	11	82-1	1

— WARRICK'S SINGLE-GAME HIGHS —

RECEIVING — Receptions: 10 vs. Pitt. 12-30-01; **Yards:** 109 vs. Pitt. 12-30-01; **Long:** 46 vs. Cle. 9-10-00.

RUSHING — Attempts: 3 vs. Den. 10-22-00; **Yards:** 90 vs. Den. 10-22-00; **Long:** 77 vs. Den. 10-22-00 (TD).

PUNT RETURNS — Returns: 3 (3 times); most recently at Det. 10-28-01; **Yards:** 87 vs. Jax. 12-17-00; **Long:** 82 vs. Jax. 12-17-00 (TD).

TOUCHDOWNS — Total: 1 (8 times); most recently at S.D. 9-30-01; **Receiving:** 1 (5 times); most recently at S.D. 9-30-01; **Rushing:** 1 (twice); most recently vs. Balt. 11-5-00; **Punt Returns:** 1 vs. Jax. 12-17-00.

(continued)

10 WINS, NO PLAYOFFS

The best Bengals team to miss out on postseason play was coach **Bill Johnson's** 1976 club, which went 10-4 but lost a tiebreaker to Pittsburgh for the AFC Central title. Only one Wild Card team made the playoffs from each conference at that time, and the berth went to an 11-3 New England club that lost a tiebreaker in the AFC East. One other Bengals team — the 1986 club — won 10 games (10-6) and failed to make the playoffs.

WARRICK'S CAREER GAME-BY-GAME STATISTICS

		Receiving					Rushing					Punt Returns					
DATE	OPPONENT	NO	YDS	AVG	LG	TD	ATT	YDS	AVG	LG	TD	NO	YDS	AVG	FC	LG	TD
2000																	
9-3	—BYE—																
9-10	CLEVELAND	3	80	26.7	46	0	1	8	8.0	8	0	0	0	—	0	—	0
9-17	at Jacksonville	5	75	15.0	28	0	0	0	—	—	0	0	0	—	0	—	0
9-24	at Baltimore	3	15	5.0	9	0	0	0	—	—	0	0	0	—	0	—	0
10-1	MIAMI	4	45	11.3	18	1	1	3	3.0	3	0	0	0	—	0	—	0
10-8	TENNESSEE	1	10	10.0	10	0	0	0	—	—	0	0	0	—	0	—	0
10-15	at Pittsburgh	4	21	5.3	10	0	2	48	24.0	46	0	1	10	10.0	0	10	0
10-22	DENVER	1	9	9.0	9	0	3	90	30.0	77-1	1	0	0	—	0	—	0
10-29	at Cleveland	3	25	8.3	10	0	1	1	1.0	1	0	0	0	—	0	—	0
11-5	BALTIMORE	2	22	11.0	11	0	2	-3	-1.5	4-1	1	0	0	—	0	—	0
11-12	at Dallas	4	36	9.0	15	0	1	-4	-4.0	-4	0	0	0	—	0	—	0
11-19	at New England	7	79	11.3	22	1	0	0	—	—	0	0	0	—	0	—	0
11-26	PITTSBURGH	3	25	8.3	11	1	2	-5	-2.5	3	0	1	0	0.0	0	0	0
12-3	ARIZONA	3	42	14.0	22	0	0	0	—	—	0	0	0	—	0	—	0
12-10	at Tennessee	2	32	16.0	17	0	0	0	—	—	0	0	0	—	0	—	0
12-17	JACKSONVILLE	3	38	12.7	25	0	2	4	2.0	3	0	3	87	29.0	1	82-1	1
12-24	at Philadelphia	3	38	12.7	17-1	1	1	6	6.0	6	0	2	26	13.0	0	13	0
2001																	
9-9	NEW ENGLAND	7	38	5.4	9	0	1	13	13.0	13	0	1	4	4.0	0	4	0
9-23	BALTIMORE	3	17	5.7	7	0	1	7	7.0	7	0	2	0	0.0	1	0	0
9-30	at San Diego	4	31	7.8	13	1	1	3	3.0	3	0	1	1	1.0	0	1	0
10-7	at Pittsburgh	4	39	9.8	22	0	0	0	—	—	0	1	8	8.0	1	8	0
10-14	CLEVELAND	4	73	18.3	33	0	0	0	—	—	0	3	36	12.0	0	31	0
10-21	CHICAGO	8	84	10.5	27	0	2	2	1.0	6	0	1	9	9.0	0	9	0
10-28	at Detroit	5	52	10.4	20	0	0	0	—	—	0	3	38	12.7	1	15	0
11-4	—BYE—																
11-11	at Jacksonville	5	61	12.2	32	0	1	1	1.0	1	0	0	0	—	3	—	0
11-18	TENNESSEE	3	29	9.7	21	0	1	-14	-14.0	-14	0	1	2	2.0	0	2	0
11-25	at Cleveland	1	22	22.0	22	0	0	0	—	—	0	0	0	—	0	—	0
12-2	TAMPA BAY	5	33	6.6	13	0	0	0	—	—	0	0	0	—	0	—	0
12-9	JACKSONVILLE	2	11	5.5	7	0	0	0	—	—	0	2	6	3.0	0	4	0
12-16	at New York Jets	3	28	9.3	16	0	1	2	2.0	2	0	1	12	12.0	0	12	0
12-23	at Baltimore	1	7	7.0	7	0	0	0	—	—	0	1	0	0.0	1	0	0
12-30	PITTSBURGH	10	109	10.9	20	0	0	0	—	—	0	0	0	—	1	—	0
1-6	at Tennessee	5	33	6.6	8	0	0	0	—	—	0	1	0	0.0	2	0	0
CAREER		121	1259	10.4	46	5	24	162	6.8	77-1	2	25	239	9.6	11	82-1	1

OT



RICHMOND WEBB

Ht: 6-6 Wt: 325

College: Texas A&M

13th year in NFL

2001 Games-Starts: 16-16; Career Games-Starts: 180-179

Contract status as of 7-10-02: In second season of a three-year deal

Acquired: UFA (Mia.) '01

Born: 1-11-67



73

Seven-time Pro Bowl selection joined Bengals as an unrestricted free agent last season and started every game at LOT ... Key contributor as Bengals allowed fourth-fewest sacks in team history and had second-best individual rushing performance ... Ran his career NFL starts total to 179, tops on Bengals roster ... A certain future candidate for the Pro Football Hall of Fame, Webb helped Miami to the playoffs in eight of his 11 Dolphins season and was the key blocker in the remarkable pass protection for QB Dan Marino during the 1990s ... Will serve in 2002 as both competitor and tutor for OT Levi Jones, Cincinnati's top pick in this year's NFL Draft.

2001 PARTICIPATION: Signed with Cincinnati on April 30 as unrestricted free agent from Miami ... Started

every game for the eighth time in his NFL career ... Played every offensive snap in 14 games, and his 1018 total snaps (of 1071 total by the offense) ranked fifth-best on the offensive unit ... Had missed only two snaps all season (both on Nov. 11 at Jacksonville) until a groin strain sidelined him for the last 50 snaps of the season finale on Jan. 6 at Tennessee.

2001 HIGHLIGHTS: Played key pass-blocking position as Bengals allowed only 28 sacks, just 3 more than club-best performance of 25 in 1995 ... Helped power HB Corey Dillon to 1315 rushing yards, second-most in team history behind Dillon's 1435 of the year before ... Blocked for rushing attack that gained 157 yards Sept. 9 vs. New England ... On Sept. 23 vs. Baltimore, aided Dillon to the

most yards (57) by a back against the Ravens in a span of 14 games ... Graded 92% in support of Dillon's 140-yard performance Oct. 14 vs. Cleveland, and line allowed no sacks in victory over Browns ... Excelled on Oct. 28 at Detroit as Bengals gained 412 yards (224 rushing, 188 passing), with QB Jon Kitna sacked only once and Dillon rushing for Bengals road-record 184 yards ... Played every offensive snap as line allowed no sacks Dec. 16 at N.Y. Jets ... Blocked Dec. 23 at Baltimore for 127-yard rushing effort by Corey Dillon, the first 100-yard game by an individual against the Ravens in 51 games ... Graded 91% in Dec. 30 overtime win vs. Pittsburgh as offense gained 544 total net yards, the 11th-highest figure in team history and the most since a 582-yard effort on Oct. 7, 1990 at the L.A. Rams ... Cincinnati's 403 net passing yards vs. Pittsburgh were fifth-most in team history, and the Bengals tied a team record with 22 passing first downs ... QB Kitna was sacked only twice by Pittsburgh and threw 68 passes, tied for third-most in NFL history ... Started Jan. 6 at Tennessee, but was sidelined in second quarter with groin strain and was replaced by John Jackson.

PREVIOUS SEASONS — 1990: Drafted by Miami in first round (ninth overall) ... Signed July 27 ... Started all 16 regular-season games and two playoff contests at left tackle ... Played in all 1,028 offensive downs for Miami in regular season and playoffs, and missed one offensive series (seven plays) in preseason ... Selected as a reserve to 1990 AFC Pro Bowl squad, but started game due to injury to Cincinnati's Anthony Munoz ... Became the first rookie offensive tackle and just the second rookie offensive lineman selected to the Pro Bowl (other was Colts guard Chris Hinton in 1983) ... Named NFL Rookie of the Year by *United Press International*, *Sports Illustrated*, *The Sporting News* and *Pro Football Weekly* ... Key member of Dolphins' front line that allowed an NFL-low 16 sacks ... Was accountable for only two sacks ... Called for only one holding penalty ... Made first NFL start in season opener Sept. 9 at New England, and anchored offensive line which allowed Miami to rush for 177 yards, team's highest single-game rushing output in a non-replacement contest since 1982. **1991:** Started each of Miami's last 14 games at left tackle ... Selected for the AFC Pro Bowl team for the second straight season ... Was inactive for first two games of season while recovering from a preseason knee injury suffered Aug. 4 vs. L.A. Raiders in Tokyo ... Saw first action of the season as the starting left tackle Sept. 15 at Detroit ... Held Pro Bowl linebacker Derrick Thomas (13.5 sacks in 1991) to 3 tackles and no sacks on Oct. 13 at Kansas City. **1992:** Started all 16 Miami regular-season games and both playoff contests at left tackle ... Selected as starter for AFC Pro Bowl team, earning Pro Bowl recognition for the third time and for first time as starter ... Became the first tackle in Dolphins history to be selected to the Pro Bowl as a starter ... Named first-team All-NFL by the *Associated Press* and *The Sporting News*, and second-team All-NFL by *College and Pro Football Newsweekly* ... Honored with first-team All-AFC honors by *The Football News* and *United Press International*. **1993:** Started all 16 Dolphins games at left tackle ... Selected as a starter for AFC Pro Bowl team, earning Pro Bowl recognition for the fourth time in his career and the second time as a starter ... Was named a second-team All-Pro by the *Associated Press* and a first-

team All-AFC by *The Football News* and *United Press International* ... Selected by the NFL Players Association as AFC Co-Offensive Lineman of the Year. **1994:** Started all 16 Dolphins games at left tackle ... Selected as a starter for the AFC Pro Bowl team, earning Pro Bowl recognition for fifth time in career and third time as a starter ... Named first-team All-NFL by *Associated Press*, *The Sporting News*, *College and Pro Football Newsweekly*, *USA Today*, *Pro Football Weekly* and *Pro Football Writers of America* ... Faced San Diego DE Leslie O'Neal (12.5 sacks) in the playoffs and held the AFC's second-leading sacker to 2 tackles and no sacks ... Battled Buffalo's Bruce Smith (10 sacks) on two occasions and limited him to 9 tackles and 1 sack ... Also faced Pittsburgh's Greg Lloyd (10 sacks) and held him without a sack. **1995:** Started all 16 regular-season games and the Dolphins' one playoff contest ... Selected as starter for AFC Pro Bowl team, earning Pro Bowl recognition for sixth time in career and fourth time as a starter ... Became the only player in Dolphins history to be selected to the Pro Bowl team each of his first six seasons, passing quarterback Dan Marino (1983-87) and linebacker John Offerdahl (1986-90), who were Pro Bowl performers each of their first five NFL seasons ... Named second-team All-NFL by *Associated Press* and first-team All-AFC by *United Press International* ... Voted by South Florida media as team's Outstanding Offensive Lineman for sixth straight season, joining Hall of Famer Dwight Stephenson (1982-87) as only players to win the award in six straight years. **1996:** Started all 16 Dolphins games at left tackle ... Participated in all but two offensive snaps over course of year ... Voted to seventh consecutive AFC-NFC Pro Bowl, making the squad as a reserve after four straight years as a starter ... Became the only player in Dolphins history to be selected to the Pro Bowl team each of first seven seasons in the league, two better than quarterback Dan Marino and linebacker John Offerdahl, who were Pro Bowl performers in each of their first five seasons. **1997:** Started all 16 games at left tackle for the sixth consecutive season and the seventh time in his eight NFL seasons ... Recorded his 110th straight start in the season finale Dec. 22 vs. New England, snapping a tie with Jim Langer for the most consecutive starts in Dolphins history. **1998:** Started at LOT in the nine regular-season games in which he played ... Started each of the first eight games and did not miss an offensive snap over that time ... Awarded offensive Game Balls for his performances in wins Sept. 20 over Pittsburgh and Oct. 18 vs. St. Louis ... Sustained a partial tear of his left triceps tendon Nov. 1 at Buffalo ... Did not miss any time in that contest, but underwent surgery to repair the tear Nov. 2 ... Inactive for each of the next five games ... The first game he missed, Nov. 8 vs. Indianapolis, ended a team-record string of 118 straight games in which he had played and started ... Returned to the starting lineup at left tackle Dec. 13 vs. N.Y. Jets, but saw only limited action ... Inactive for each of the final two regular season contests, but started first-round playoff game on 1-2-99 vs. Buffalo and held Bills DE Bruce Smith to two tackles and no sacks ... Aggravated his triceps injury in the win over Buffalo and was inactive for the Divisional playoff contest on 1-9-99 at Denver ... Underwent a left triceps surgical repair on 1-11-99. **1999:** Started at LOT in 14 of the 15 regular-season games in which he played, and started both Dolphins playoff games ... Sustained a

(Richmond Webb, continued)

left knee contusion Oct. 4 vs. Buffalo, and was inactive Oct. 10 at Indianapolis ... Saw action in a reserve role at New England Oct. 17 ... Awarded an offensive Game Ball for his performance in win Nov. 21 vs. New England. **2000:** Started 14 regular-season games and both Dolphins play-off games at LOT ... Missed Games 4 and 5, Sept. 24 vs. New England and Oct. 1 at Cincinnati, due to right knee and ankle sprain suffered Sept. 17 vs. Baltimore ... Underwent arthroscopic surgery on his right elbow on 1-11-01 ... Helped lead Miami to a 10-6 record and Dolphins' first AFC East title since 1994 ... Anchored line whose 28 sacks allowed tied for the fourth fewest in the league ... Though known best for his superb pass blocking, he was also a major factor as Lamar Smith rushed for 1139 yards and 14 touchdowns, both figures ranking as second-most in Dolphins history ... Helped Smith post four 100-yard games ... Line opened the way for 2 Smith touchdown runs on Dec. 24 at New England as the Dolphins won 27-24 to clinch AFC East title.

SUPER SEVENS: When Webb was voted to the Pro Bowl following the 1996 season, he joined two linebackers, the late Derrick Thomas of the Kansas City Chiefs and Lawrence Taylor of the New York Giants, as the only players to appear in the Pro Bowl in each of their first seven NFL seasons.

COLLEGE: Four-year letterman (1986-89) and three-year starter at Texas A&M ... Earned first team All-Southwest Conference and second team All-America recognition as a senior ... Moved from guard to tackle in spring drills ... Paved way for ground attack which averaged 199.9 yards per game ... Named second team All-Southwest Conference pick as a junior ... Started all 11 games at LG ... School ranked 10th in the nation in rushing with 258.5 avg. per game ... Played as reserve defensive tackle as a second-year freshman.

WR



MICHAEL WESTBROOK

Ht: 6-3 Wt: 221

College: Colorado

8th year in NFL

2001 Games-Starts: 16-16 (Wash.); Career Games-Starts: 80-68

Contract status as of 7-10-02: In first season of a three-year deal

Acquired: UFA (Wash.) '02

Born: 7-7-72



82

A WR whose size and strength rates at the top of the scale, Westbrook ran 4.35 in the 40-yard dash in a Bengals workout in June and signed as an unrestricted free agent on 7-2-02 ... The No. 4 overall pick in the 1995 NFL Draft, he posted 4280 receiving yards during the past seven seasons for Washington, averaging 15.5 yards with 24 receiving TDs ... Missed most of the 2000 season with a knee injury, but came back last season to lead the Redskins with 57 catches while ranking tied for first in TD catches (4) and second in receiving yards (664) ... Helped lead Washington to 1999 NFC East championship by logging

PERSONAL: Hometown is Dallas, Texas ... Standout scholar-athlete at Roosevelt High School, where he lettered in football and basketball, was senior class president and graduated with 3.5 grade point average ... Holds B.S. in industrial distribution from Texas A&M ... Earned nickname of "Bam Bam" from college teammates for the way he punished defenders in the trenches ... Enjoys listening to music ... Has participated in events benefiting Cystic Fibrosis Foundation and Best Buddies of South Florida ... Assisted in building houses in Miami for Habitat for Humanity ... Full name is Richmond Jewel Webb Jr.

RICHMOND WEBB'S STATISTICS

YEAR	TEAM	GAMES	STARTS
1990	Miami	16	16
1991	Miami	14	14
1992	Miami	16	16
1993	Miami	16	16
1994	Miami	16	16
1995	Miami	16	16
1996	Miami	16	16
1997	Miami	16	16
1998	Miami	9	9
1999	Miami	15	14
2000	Miami	14	14
2001	Cincinnati	16	16
MIA. TOTALS		164	163
CIN. TOTALS		16	16
CAREER		180	179

— POSTSEASON —

YEAR	TEAM	GAMES	STARTS
1990	Miami	2	2
1992	Miami	2	2
1994	Miami	2	2
1995	Miami	1	1
1997	Miami	1	1
1998	Miami	1	1
1999	Miami	2	2
2000	Miami	2	2
CAREER		13	13

career highs in catches (65), yards (1191) and TDs (9), while leading the NFL in yards per catch (18.3) among players with 35 or more receptions ... Has 12 career 100-yard receiving games.

2001 PARTICIPATION: Started every game for the second time in the last three years, making comeback from a knee injury that sidelined him in 2000.

2001 HIGHLIGHTS: Westbrook's complete comeback from a 2000 knee injury was certified on Oct. 28 vs.

N.Y. Giants, when he scored on a 76-yard reception from Tony Banks, the longest gain of Westbrook's career ... The play came with 6:52 remaining in the fourth quarter, closing the scoring in a 35-21 Redskins win ... The following week, Nov. 4 vs. Seattle, scored on 13-yard pass from Banks in third quarter, giving Redskins 27-7 lead en route to 27-14 win ... Scored a TD for the third straight game Nov. 18 at Denver, on 5-yard pass from Kent Graham in fourth quarter ... The score tied the game at 10-10, and Redskins went on to win 17-10 ... Westbrook had receptions of 14 and 16 yards on winning TD drive, and he finished Denver game with season-highs in catches (9) and yards (104) ... Scored his first TD of season Oct. 15 at Dallas, as his 31-yard connection with Banks provided Redskins' only TD in 9-7 loss ... Led team in catches (7) and receiving yards (82) in 20-10 win Dec. 9 at Arizona ... Also led in catches (7) and yards (66) Dec. 23 vs. Chicago ... Had no catches for the only time all season Dec. 30 at New Orleans, and left the game in the fourth quarter with a right ankle sprain, but returned to lead team with 5-for-62 effort in season-ending win Jan. 6 vs. Arizona.

EYE-OPENING OPENER: One of Westbrook's most memorable games came Sept. 14, 1997, in the inaugural game at Jack Kent Cooke Stadium (now FedEx Field). Westbrook was the alpha and the omega in a 19-13 victory, scoring the first TD in the Redskins' new home on a 7-yard pass in the first quarter and making a leaping 40-yard catch in the end zone for the winning TD in overtime. Both catches came against Aeneas Williams, one of the NFL's top cornerbacks.

PREVIOUS SEASONS — 1995: Drafted by Washington in first round (fourth overall) ... Signed Aug. 14 ... Ran 58 yards for a TD on a reverse on just his second touch of a football in the NFL, helping Redskins to season-opening 27-7 win Sept. 3 vs. Arizona ... The run was the longest ever on a scrimmage play by a Redskins WR ... Despite missing five games with knee and ankle injuries and playing in only 46 percent of the Redskins offensive plays, finished second on team in receiving yards (522) and third in catches (34) ... Proved his ability to make big plays, producing 12 plays of more than 20 yards, averaging 15.9 yards every time he touched the ball ... Had two of the five runs by NFL wide receivers of 30 or more yards on the season, the 58-yarder vs. Arizona and a 33-yarder to set up a TD in the season finale vs. Carolina ... Had season-high 91 yards on 3 catches Sept. 17 at Denver, including season-long 45-yard grab ... Made his first career TD catch Nov. 19 vs. Seattle, with a 5-yarder late in the game. **1996:** Missed season opener due to training camp knee injury, but returned in Game 2, Sept. 8 vs. Chicago, with 4 catches for 38 yards ... Started Sept. 15 at N.Y. Giants, but aggravated the knee injury after catching 2 passes for 24 yards ... Inactive due to the injury for Games 4-6 and did not return to a starting role until Nov. 17 at Philadelphia, but caught 6 for 91 with a TD in reserve role Nov. 10 vs. Arizona ... Returned to full form Nov. 24 vs. San Francisco with a 7-for-126 day ... Suffered another knee injury on the second play of Nov. 28 Thanksgiving Day game at Dallas, and was inactive Dec. 8 at Tampa Bay ... Played the last two games, including the team's

Robert F. Kennedy Stadium finale Dec. 22 vs. Dallas, when he caught 4 for 80 in a 37-10 win. **1997:** Had the first 2-TD game of his career in home opening victory Sept. 14 vs. Arizona (see "Eye Opening Opener" note) ... Suffered knee injury Oct. 13 vs. Dallas and was sidelined for the next three games ... Returned to action Nov. 9 vs. Detroit, aiding 30-7 win with 4-for-93 receiving day ... Posted season highs in catches (9) and yards (125) in a 7-7 tie Nov. 23 vs. N.Y. Giants ... Caught 5 for 58 with a TD in season-ending win vs. Philadelphia. **1998:** Was enjoying the best season of his career until he was sidelined by a neck injury Dec. 6 vs. San Diego ... Injury occurred when he outjumped Chargers safety Charles Dimry for the ball but had his neck jammed as he fell to the turf ... Missed final three games and required surgery to fuse two vertebrae ... Despite that injury, as well as two missed games in November, he led the team in receiving yards (736) and tied for lead in catches (44), scoring 6 TDs ... Had 418 receiving yards in first four games, including 100-yards in Games 2-4 ... Caught 7 for 132 with 2 TDs in victory Sept. 20 at Seattle, and went 3 for 104 with a 75-yard score from QB Trent Green Sept. 27 vs. Denver ... Had career-highs of 10 catches and 3 TDs in a wild 45-42 loss to Arizona Nov. 22, and his 135 yards in that game was his career high to that point. **1999:** Started all 16 games and both playoff games for NFC East champion Redskins, posting career highs in catches (65), yards (1191) and TDs (9) ... His 18.32-yard-per-catch average edged teammate Albert Connell's 18.25 figure for the NFL lead among players with 35 or more receptions ... Posted a career-high five games of more than 100 yards receiving, including the season-opener vs. Dallas, when he tallied a single-game, career-high 159 yards on five catches with a 41-yard TD ... Had season-high 8 catches for 140 yards Oct. 3 vs. Carolina, including TD catches from Brad Johnson of 17 and 11 yards in second quarter to help Redskins erase 21-0 deficit en route to 38-36 win ... Had 152 receiving yards, second-most of his career, on 4 catches Nov. 14 at Philadelphia, with a 43-yard TD connection from Johnson ... Suffered a fracture in his right wrist during the Nov. 14 Eagles game, but did not miss any action, playing the next week with a cast on his right hand ... Topped the 1000-yard mark during Dec. 12 Arizona game, first Redskin to get 1000 receiving yards since Henry Ellard in 1996 ... Caught 7 for 125 Dec. 26 at San Francisco, including 65-yard TD in second quarter, as Redskins won 26-20 to clinch NFC East title ... Caught 2 for 22 in Wild Card playoff victory vs. Detroit on 1-8-00, and held to 1 catch for 4 yards in Divisional playoff loss at Tampa Bay on 1-15-00. **2000:** Westbrook's sixth NFL season was cut short due to a torn left knee ligament (ACL) suffered in Game 2, Sept. 10 at Detroit ... Placed Sept. 12 on Injured Reserve, ending his campaign ... Had 9 catches for 103 yards before the injury.

COLLEGE: Finished his Colorado career as school's all-time leading receiver with 167 catches for 2548 yards and 19 TDs ... Earned first-team All-American honors from the American Football Coaches Association, Walter Camp Foundation and *The Sporting News* as a senior, catching 36 passes for 689 yards (19.1 avg.) and 4 TDs ... Named MVP in East-West Shrine Game after his senior season.

(continued)

(Michael Westbrook, continued)

PERSONAL: Hometown is Detroit ... Earned prep All-America honors at Chadsey High School, where he also competed in baseball, basketball and track ... Earned psychology degree from Colorado ... Visited the Pentagon shortly after the September 11, 2001, terrorist at-

tacks to support Red Cross volunteers and other rescue workers ... Also participated in "Christmas with the Redskins," an annual event sponsored by the Darrell Green Youth Life Foundation to brighten the holidays for area children.

MICHAEL WESTBROOK'S STATISTICS

			Receiving					Rushing					Scoring					
YEAR	TEAM	G-S	NO	YDS	AVG	LG	TD	ATT	YDS	AVG	LG	TD	TD	TD-R	TD-P	TD-RI	2-PIC	PTS
1995	Washington	11-9	34	522	15.4	45	1	6	114	19.0	58-1	1	2	1	1	0	0	12
1996	Washington	11-6	34	505	14.9	45	1	2	2	1.0	2	0	1	0	1	0	0	6
1997	Washington	13-9	34	559	16.4	40-1	3	3	-11	-3.7	7	0	3	0	3	0	0	18
1998	Washington	11-10	44	736	16.7	75-1	6	1	11	11.0	11	0	6	0	6	0	0	36
1999	Washington	16-16	65	1191	18.3	65-1	9	7	35	5.0	12	0	9	0	9	0	1	56
2000	Washington	2-2	9	103	11.4	21	0	0	0	—	—	0	0	0	0	0	0	0
2001	Washington	16-16	57	664	11.6	76-1	4	2	8	4.0	8	0	4	0	4	0	0	24
CAREER		80-68	277	4280	15.5	76-1	24	21	159	7.6	58-1	1	25	1	24	0	1	152

— WESTBROOK'S SINGLE-GAME HIGHS —

RECEIVING — Receptions: 10 vs. Ariz. 11-22-98 (for Wash.); Yards: 159 vs. Dall. 9-12-99 (for Wash.); Long: 76 vs. NYG 10-28-01 (TD) (for Wash.); Touchdowns: 3 vs. Ariz. 11-22-98 (for Wash.).

— POSTSEASON —

YEAR	TEAM	G-S	Receiving					Rushing					Scoring					
			NO	YDS	AVG	LG	TD	ATT	YDS	AVG	LG	TD	TD	TD-R	TD-P	TD-RI	2-PIC	PTS
1999	Washington	2-2	3	26	8.6	12	0	1	0	0.0	0	0	0	0	0	0	0	0
CAREER			2-2	3	26	8.6	12	0	1	0	0.0	0	0	0	0	0	0	0

— WESTBROOK'S CAREER GAME-BY-GAME STATISTICS —

DATE	OPP.	NO	YDS	AVG	LG	TD	DATE	OPP.	NO	YDS	AVG	LG	TD
1995 (For Washington)							1997 (For Washington)						
9-3	Ariz.	3	17	5.7	9	0	8-31	@Car.	0	0	—	—	0
9-10	Oak.	5	89	17.8	33	0	9-7	@Pitt.	1	29	29.0	29	0
9-17	@Denv.	3	91	30.3	45	0	9-14	Ariz.	3	66	22.0	40-1	2
9-24	@T.B.	2	21	10.5	13	0	9-21	—BYE—					
10-1	Dall.	3	56	18.7	34	0	9-28	Jax.	2	24	12.0	20	0
10-8	@Phil.	2	29	14.5	16	0	10-5	@Phil.	3	62	20.7	38	0
10-15	@Ariz.	1	12	12.0	12	0	10-13	Dall.	2	32	16.0	17	0
10-22	Det.			INACTIVE			10-19	@Tenn.			INACTIVE		
10-29	NYG			INACTIVE			10-26	Balt.			INACTIVE		
11-5	@K.C.			INACTIVE			11-2	@Chi.			INACTIVE		
11-12	—BYE—						11-9	Det.	4	93	23.3	33	0
11-19	Sea.	3	45	15.0	21	1	11-16	@Dall.	0	0	—	—	0
11-26	Phil.			INACTIVE			11-23	NYG	9	125	13.9	28	0
12-3	@Dall.			INACTIVE			11-30	St.L.	3	40	13.3	15	0
12-10	@NYG	4	39	9.8	13	0	12-7	@Ariz.	2	30	15.0	15	0
12-17	@St.L.	5	66	13.2	25	0	12-13	@NYG	0	0	—	—	0
12-24	Car.	3	57	19.0	32	0	12-21	Phil.	5	58	11.6	20	1
1996 (For Washington)							1998 (For Washington)						
9-1	Phil.			INACTIVE			9-6	@NYG	2	73	36.5	62	0
9-8	Chi.	4	38	9.5	17	0	9-14	S.F.	5	109	21.8	38	0
9-15	@NYG	2	24	12.0	13	0	9-20	@Sea.	7	132	18.9	36-1	2
9-22	@St.L.			INACTIVE			9-27	Denv.	3	104	34.7	75-1	1
9-29	NYJ			INACTIVE			10-4	Dall.	4	42	10.5	16	0
10-6	—BYE—						10-11	@Phil.	5	43	8.6	14	0
10-13	@N.E.			INACTIVE			10-18	@Minn.	2	35	17.5	19	0
10-20	NYG	0	0	—	—	0	10-25	—BYE—					
10-27	Ind.	2	21	10.5	13	0	11-1	NYG			INACTIVE		
11-3	@Buff.	1	27	27.0	27	0	11-8	@Ariz.			DID NOT PLAY		
11-10	Ariz.	6	91	15.2	17-1	1	11-15	Phil.	2	12	6.0	8	0
11-17	@Phil.	4	39	9.8	12	0	11-22	Ariz.	10	135	13.5	22	3
11-24	S.F.	7	126	18.0	37	0	11-29	@Oak.	2	28	14.0	21	0
11-28	@Dall.	0	0	—	—	0	12-6	S.D.	2	23	11.5	18	0
12-8	@T.B.			INACTIVE			12-13	@Car.			RESERVE/INJURED		
12-15	@Ariz.	4	59	14.8	16	0	12-19	T.B.			RESERVE/INJURED		
12-22	Dall.	4	80	20.0	45	0	12-27	@Dall.			RESERVE/INJURED		

(continued)

WESTBROOK'S CAREER GAME-BY-GAME STATISTICS (CONTINUED)

DATE	OPP.	NO	YDS	AVG	LG	TD
1999 (For Washington)						
9-12	Dall.	5	159	31.8	59	1
9-19	@NYG	4	59	14.8	19	1
9-26	@NYJ	4	84	21.0	34	0
10-3	Car.	8	140	17.5	47	2
10-10	—BYE—					
10-17	@Ariz.	3	25	8.3	10	0
10-24	@Dall.	3	38	12.7	21	0
10-31	Chi.	5	85	17.0	35	1
11-7	Buff.	4	72	18.0	23	0
11-14	@Phil.	4	152	38.0	55	1
11-21	NYG	1	1	1.0	1	0
11-28	Phil.	4	51	12.8	19	0
12-5	@Det.	5	108	21.6	39-1	1
12-12	Ariz.	4	52	13.0	25-1	1
12-19	@Ind.	1	15	15.0	15	0
12-26	@S.F.	7	125	17.9	65-1	1
1-2	Mia.	3	25	8.3	12	0
2000 (For Washington)						
9-3	Car.	5	53	10.6	13	0
9-10	@Det.	4	50	12.5	21	0
9-18	Dall.		RESERVE/INJURED			
9-24	@NYG		RESERVE/INJURED			
10-1	T.B.		RESERVE/INJURED			
10-8	@Phil.		RESERVE/INJURED			
10-15	Balt.		RESERVE/INJURED			
10-22	@Jax.		RESERVE/INJURED			
10-30	Tenn.		RESERVE/INJURED			
11-5	@Ariz.		RESERVE/INJURED			
11-12	—BYE—					
11-20	@S.L.					
11-26	Phil.		RESERVE/INJURED			
12-3	NYG		RESERVE/INJURED			
12-10	@Dall.		RESERVE/INJURED			
12-16	@Pitt.		RESERVE/INJURED			
12-24	Ariz.		RESERVE/INJURED			

DATE	OPP.	NO	YDS	AVG	LG	TD
2001 (For Washington)						
9-9	@S.D.	4	28	7.0	12	0
9-24	@G.B.	4	23	5.8	7	0
9-30	K.C.	2	17	8.5	14	0
10-7	@NYG	4	34	8.5	22	0
10-15	@Dall.	1	31	31.0	31-1	1
10-21	Car.	1	19	19.0	19	0
10-28	NYG	2	83	41.5	76-1	1
11-4	Sea.	2	18	9.0	13-1	1
11-11	—BYE—					
11-18	@Den.	9	104	11.6	16	1
11-25	@Phil.	3	22	7.3	11	0
12-2	Dall.	2	27	13.5	15	0
12-9	@Ariz.	7	82	11.7	29	0
12-16	Phil.	4	48	12.0	27	0
12-23	Chi.	7	66	9.4	22	0
12-30	@N.O.	0	0	—	—	0
1-6	Ariz.	5	62	12.4	20	0
CAREER		277	4280	15.5	76-1	24

DT



BERNARD WHITTINGTON



97

Ht: 6-5 Wt: 291

College: Indiana

9th year in NFL

2001 Games-Starts: 16-5; Career Games-Starts: 121-83

Contract status as of 7-10-02: In final season of a two-year deal

Acquired: UFA (Ind.) '01

Born: 8-20-71

Valuable veteran DL enters his second Bengals season after signing with Cincinnati just before 2001 training camp as an unrestricted free agent from Indianapolis ... Contributed at DE and DT throughout '01, with three starting assignments at LDE and two at RDT ... Played every game for the third time in his career, and has played 15 or more games for seven straight seasons ... Has logged 121 NFL games, including 83 starts, since joining Colts in 1994 as rookie free agent who slept in his car during early days with the team.

2001 PARTICIPATION: Signed July 12 as an unrestricted free agent from Indianapolis ... Made first start of the season Sept. 23 vs. Baltimore at LDE in place of injured Vaughn Booker ... Started Oct. 14 vs. Cleveland at RDT due to injury to Tony Williams ... Started at LDE Oct. 21 vs. Chicago due to Booker injury, and was back at RDT

spot in place of Williams on Oct. 28 at Detroit ... Closed season with start at LDE on Jan. 6 at Tennessee, replacing injured Booker.

2001 HIGHLIGHTS: Made 3 stops (2 solo) in Sept. 9 victory vs. New England ... Was a primary tackler when Patriots' Drew Bledsoe was stopped for a 1-yard gain on a fourth-and-2 sneak from Bengals' 41 with 2:28 to play, protecting 23-17 Bengals lead that proved to be the final score ... Recorded 2 solo tackles Sept. 30 at San Diego ... Made 3 stops (2 solo) Oct. 7 at Pittsburgh ... Made 3 stops (2 solo) Oct. 21 vs. Chicago, and had 1 pass broken up ... Had season-high 4 tackles (1 solo) on Oct. 28 at Detroit ... Recorded 2 solo tackles Nov. 18 vs. Tennessee ... Played DE and DT on Nov. 25 at Cleveland due to Vaughn Booker injury and a brief injury to Oliver Gibson ... Made 3 tackles (2 solo) at Browns.

(Bernard Whittington, continued)

PREVIOUS SEASONS — 1994: Entered NFL as rookie free agent, signing with Indianapolis on May 5 ... Joined DB Damian Watts as the first Indiana University players to earn spots on Colts' active roster since the club's 1984 move to Indianapolis ... Played 13 games, with eight starts at DE ... Credited with 54 tackles (19 solo) ... Had season-high 10 tackles in start at RDE on Nov. 6 at Miami ... Had 7 tackles in start at LDE Nov. 20 at Cincinnati. **1995:** Opened season in reserve role for Colts in Games 1-3, but started the last 13 games and all three playoff games at DE ... Had 57 tackles (30 solo) in regular season, including 2 sacks, plus a pass defended, a forced fumble and a fumble recovery ... Logged first career sack Oct. 22 at Oakland ... Also had a sack Nov. 19 at New England, a fumble recovery Oct. 15 vs. San Francisco and a forced fumble Nov. 12 at New Orleans ... Had 12 tackles (5 solo) in three postseason games. **1996:** Played every Colts game for the second straight season and had 14 starts, 13 at DE and one at DT ... Started Colts' one postseason game Dec. 29 at Pittsburgh ... Start at DT was Oct. 20 vs. New England ... Finished second on line with career-high 85 tackles (45 solo), including 3 sacks, with 2 passes defended and 2 forced fumbles ... Had 12 tackles and a forced fumble Nov. 3 vs. San Diego ... Had 8 tackles, including a 15-yard sack, and a forced fumble on Dec. 1 vs. Buffalo ... Had a 6-yard sack in 10-6 victory Sept. 23 vs. Miami while helping hold Dolphins to 28 rushing yards, fewest allowed by Colts since Oct. 31, 1971 vs. Pittsburgh (26). **1997:** In reserve role for Colts' first 10 games, missing one game, Oct. 20 Buffalo, due to rib injury ... Started final six games at DT and finished season with 63 tackles (40 solo) ... Had season-high 9 tackles (4 solo) in 41-0 victory Dec. 14 vs. Miami. **1998:** Played 15 games with 11 starts for Indy, with nine starts at DE and two at DT ... Inactive with groin injury on Dec. 6 at Atlanta ... Had 75 tackles (39 solo),

including career-high 4 sacks ... Also had 2 fumble recoveries and a forced fumble ... Had season-high 9 tackles (6 solo) on Oct. 11 vs. Buffalo ... Had 1 of his 4 sacks in victory Dec. 13 vs. Cincinnati, dropping Jeff Blake. **1999:** Played and started 15 games for 13-3 Colts team with best winning percentage (.813) since the 1970 Colts posted 11-2-1 record for .846 winning percentage ... Had nine starts at DT and six at DE ... Started at DT in playoff loss Jan. 16 vs. Tennessee, with 7 tackles (1 solo) ... Had 49 tackles (25 solo) in regular season, including a 7-yard sack Sept. 19 at New England ... Had regular-season high 7 tackles at New England. **2000:** Played 15 games with 11 starts at LDT, and started at LDT in Colts' postseason game ... Credited with 48 tackles (27 solo) ... On Nov. 19 at Green Bay, had 3 tackles, including a 6-yard sack, and played in his 100th NFL game ... Had season-high 7 tackles Dec. 24 vs. Minnesota ... Had 5 tackles, a half sack, and a deflected pass in playoff game Dec. 30 at Miami.

COLLEGE: Four-year letterman and two-year starter at Indiana, with career totals of 109 tackles (82 solo), including 19 tackles for loss, and 6 passes defended ... As a senior, he won the team's Howard Brown Award for spirit ... Played OLB early in his career before being moved to the defensive line ... Redshirted in 1989, and played from 1990-93.

PERSONAL: Hometown is St. Louis, Mo. ... Attended Hazelwood East High School ... Off-season residence is Indianapolis ... Is an accomplished concert pianist whose repertoire includes a number of his own compositions ... Other hobbies include cooking, landscaping and fishing ... Holds degree in sports management from Indiana ... Has established the Bernard Whittington Foundation for Children, which works to uplift youth through the arts and music, as well as through athletics ... Has a son, Michael.

BERNARD WHITTINGTON'S STATISTICS

YEAR	TEAM	G-S	Defense							Interceptions					Scoring			
			ST	AT	TT	SKS-YDS	PBU	FF	FR-YDS	NO	YDS	AVG	LG	TD	TD	IntRt	FRtRt	S PTS
1994	Indianapolis	13-8	19	35	54	0-0	0	0	0-0	—	—	—	—	—	—	—	—	—
1995	Indianapolis	16-13	30	27	57	2-11	1	1	1-0	—	—	—	—	—	—	—	—	—
1996	Indianapolis	16-14	45	40	85	3-23	2	2	0-0	—	—	—	—	—	—	—	—	—
1997	Indianapolis	15-6	40	23	63	0-0	0	0	0-0	—	—	—	—	—	—	—	—	—
1998	Indianapolis	15-11	39	36	75	4-23	0	1	2-0	—	—	—	—	—	—	—	—	—
1999	Indianapolis	15-15	25	24	49	1-7	1	0	0-0	—	—	—	—	—	—	—	—	—
2000	Indianapolis	15-11	27	21	48	1-6	0	0	0-0	—	—	—	—	—	—	—	—	—
2001	Cincinnati	16-5	17	8	25	0-0	1	0	0-0	—	—	—	—	—	—	—	—	—
IND. TOTALS		105-78	225	206	431	11-70	4	4	3-0	—	—	—	—	—	—	—	—	—
CIN. TOTALS		16-5	17	8	25	0-0	1	0	0-0	—	—	—	—	—	—	—	—	—
CAREER		121-83	242	214	456	11-70	5	4	3-0	—	—	—	—	—	—	—	—	—

(continued)

DIFFERENT STROKES

The Bengals and their opponents had markedly different turnover problems when things went wrong in the red zone last season. The Bengals had no lost fumbles in the red zone, but suffered 6 interceptions. Cincinnati foes suffered only 1 interception, but lost 5 fumbles.

WHITTINGTON'S 2001 GAME-BY-GAME DEFENSIVE STATISTICS

DATE	OPPONENT	ST	AT	TT	SKS-YDS	INT-YDS	PBU	FF	FR-YDS
9-9	NEW ENGLAND	2	1	3	0-0	0-0	0	0	0-0
9-23	BALTIMORE	1	0	1	0-0	0-0	0	0	0-0
9-30	at San Diego	2	0	2	0-0	0-0	0	0	0-0
10-7	at Pittsburgh	2	1	3	0-0	0-0	0	0	0-0
10-14	CLEVELAND	1	0	1	0-0	0-0	0	0	0-0
10-21	CHICAGO	2	1	3	0-0	0-0	1	0	0-0
10-28	at Detroit	1	3	4	0-0	0-0	0	0	0-0
11-4	—BYE—								
11-11	at Jacksonville	0	0	0	0-0	0-0	0	0	0-0
11-18	TENNESSEE	2	0	2	0-0	0-0	0	0	0-0
11-25	at Cleveland	2	1	3	0-0	0-0	0	0	0-0
12-2	TAMPA BAY	1	0	1	0-0	0-0	0	0	0-0
12-9	JACKSONVILLE	1	0	1	0-0	0-0	0	0	0-0
12-16	at New York Jets	0	0	0	0-0	0-0	0	0	0-0
12-23	at Baltimore	0	0	0	0-0	0-0	0	0	0-0
12-30	PITTSBURGH	0	0	0	0-0	0-0	0	0	0-0
1-6	at Tennessee	0	1	1	0-0	0-0	0	0	0-0
TOTALS		17	8	25	0-0	0-0	1	0	0-0

POSTSEASON

			Defense						Interceptions					Scoring					
YEAR	TEAM	G-S	ST	AT	TT	SKS-		FF	FR-YDS	NO	YDS	AVG	LG	TD	TD	IntRt	FRRt	S	PTS
						YDS	PBU												
1995	Indianapolis	3-3	5	7	12	0-0	0	0	0-0	—	—	—	—	—	—	—	—	—	—
1996	Indianapolis	1-1	2	4	6	0-0	0	0	0-0	—	—	—	—	—	—	—	—	—	—
1999	Indianapolis	1-1	1	6	7	0-0	0	0	0-0	—	—	—	—	—	—	—	—	—	—
2000	Indianapolis	1-1	2	3	5	0.5-2.5	1	0	0-0	—	—	—	—	—	—	—	—	—	—
CAREER		6-6	10	20	30	0.5-2.5	1	0	0-0	—	—	—	—	—	—	—	—	—	—

FB/H-B



NICK WILLIAMS



30

Ht: 6-2 Wt: 267
College: Miami (Fla.)
4th year in NFL

2001 Games-Starts: 4-2; Career Games-Starts: 29-6
Contract status as of 7-10-02: One-year contract for 2002
Acquired: D5 '99 (135th overall)
Born: 3-30-77

Williams is in his fourth Bengals season, looking to define a role on offense after being limited by injuries to four games in 2001 ... Entered NFL as a fullback, but also may see action as an H-back or at tight end ... Finished 2000 season as team's No. 1 FB, but suffered torn left knee ligament (ACL) during May 2001 minicamp, and rehab from that injury cost him the first 10 games of last season.

2001 RECAP: Opened training camp on Physically Unable to Perform list, rehabbing from torn left knee ligament (ACL) suffered during the past May's minicamp; had reconstructive knee surgery May 24 ... Remained on PUP through Game 10, Nov. 25 at Cleveland ... Was cleared to join practice on a roster exemption for his final two weeks on PUP, and was placed Nov. 27 on 53-player roster ... Played first game Dec. 2 vs. Tampa Bay ... Also played the next three games, and was in the starting lineup Dec. 9 vs. Jacksonville and Dec. 23 at Baltimore ... Contributed to Corey Dillon's 127-yard rushing game at Baltimore, the first 100-yard rusher against Ravens in 51 games ... But Williams suffered a calf strain at Baltimore, which relegated him to inactive status for the season's final two games ... Did not have a pass reception or rushing attempt.

PREVIOUS SEASONS — 1999: Drafted by Cincinnati in fifth round (135th overall) ... Signed May 19 ... Suffered left high ankle sprain in training camp scrimmage on Aug. 7 and missed all four preseason games and Game 1 of regular season ... Played in 11 games ... Made NFL debut in Game 2, Sept. 19 vs. San Diego, with 2 receptions for 17 yards, but reinjured ankle in Game 3, Sept. 26 at Carolina ... Inactive for Games 4-5 before returning to action in Game 6, Oct. 17 vs. Pittsburgh ... Had 4 rushes for 18 yards, including season-long 8-yarder, on Oct. 24 at Indianapolis; also had two receptions for 21 yards at Indy ... Posted season highs of 3 receptions and 27 yards, including season-long 19-yarder, in victory Nov. 28 at Pittsburgh ... Longest of his eight kickoff returns was 24 yards Jan. 2 at Jacksonville. **2000:** Posted career highs in games played (14) and starts (4) ... Played mostly on special teams in Games 1-5, but had a 9-yard rush in season opener Sept. 10 vs. Cleveland and was 2-for-18 receiving Sept. 24 at Baltimore ... On weekly inactive list for Games 6-7 ... Was in No. 1 FB role in victory Oct. 29 at Cleveland, as Cliff Groce was out with knee soreness ... Credited with solid lead blocking effort as team rushed for 192 yards in victory over Browns ... Also in No. 1 FB role

(Nick Williams, continued)

with Groce out Nov. 5 vs. Baltimore ... Opened as No. 2 FB on Nov. 12 at Dallas, but took over for Groce when Groce reinjured his knee in first quarter ... Made his first official start of the year Nov. 19 at New England (in previous games in which Williams had been No. 1 FB, Bengals started two TE's and did not have a FB in primary base lineup) ... Had 17-yard pass reception at New England and aided team offensive performance of 365 yards, second-most of season to date ... Was in No. 1 FB role for the rest of the season, and was in starting lineup on Nov. 26 vs. Pittsburgh, Dec. 17 vs. Jacksonville and Dec. 24 at Philadelphia ... Had season highs of 5 rushes and 16 rushing yards vs. Pittsburgh ... Played 36 of the 78 offensive snaps in victory Dec. 3 vs. Arizona, and his lead blocking supported 292-yard team rushing output ... Had an 8-yard run and a 15-yard catch vs. Cardinals ... Season-high 31 receiving yards on 2 catches in victory vs. Jacksonville ... Closed season with 2-for-14 rushing day Dec. 24 at Philadelphia.

COLLEGE: Started eight games as a Miami senior in 1998 and was the lead blocker for Edgerrin James, who rushed for 1416 yards ... In junior season of '97, Williams played in 10 games as a reserve FB, helping James rush for 1098 yards ... Used infrequently as a runner and receiver, but averaged 4.0 yards per rush (38-152) and 11.6 yards per reception (25-289) during his four-year Hurricane career ... Played in 42 games with 14 starts, including 8 starts his senior year.

PERSONAL: Hometown is Farmington Hills, Mich., in Detroit area ... Was two-time all-state selection in football at Harrison High School in Farmington Hills ... Led Harrison to a state Class A title as he rushed for 1358 yards and 21 touchdowns, and set a state championship game record with a 90-yard run from scrimmage ... Also played LB in high school ... Hobbies include reading, chess, pool, shopping and writing ... Full name is James Nicolas Williams.

NICK WILLIAMS' STATISTICS

YEAR	TEAM	G-S	Rushing					Receiving					Scoring					
			ATT	YDS	AVG	LG	TD	NO	YDS	AVG	LG	TD	TD	TD-R	TD-P	TD-RI	2PIC	PTS
1999	Cincinnati	11-0	10	30	3.0	8	0	10	96	9.6	19	0	—	—	—	—	—	—
2000	Cincinnati	14-4	10	54	5.4	13	0	7	84	12.0	20	0	—	—	—	—	—	—
2001	Cincinnati	4-2	0	0	—	—	0	0	0	—	—	0	—	—	—	—	—	—
CAREER		29-6	20	84	4.2	13	0	17	180	10.6	20	0	—	—	—	—	—	—

YEAR	TEAM	Special Teams								Kickoff Returns						Punt Returns					
		ST	AT	TT	FF	FR-YDS	BP	BFG	BXP	NO	YDS	AVG	FC	LG	TD	NO	YDS	AVG	FC	LG	TD
1999	Cincinnati	—	—	—	—	—	—	—	—	8	109	13.6	0	24	0	—	—	—	—	—	—
2000	Cincinnati	—	—	—	—	—	—	—	—	2	12	6.0	0	12	0	—	—	—	—	—	—
2001	Cincinnati	—	—	—	—	—	—	—	—	0	0	—	0	—	0	—	—	—	—	—	—
CAREER		—	—	—	—	—	—	—	—	10	121	12.1	0	24	0	—	—	—	—	—	—

N. WILLIAMS' SINGLE-GAME HIGHS

RUSHING — Attempts: 5 vs. Pitt. 11-26-00; Yards: 18 at Ind. 10-24-99; Long: 13 at Phil. 12-24-00.

RECEIVING — Receptions: 3 at Pitt. 11-28-99; Yards: 31 vs. Jax. 12-17-00; Long: 20 vs. Jax. 12-17-00.

DT**TONY WILLIAMS****94****Ht: 6-1 Wt: 294****College: Memphis****6th year in NFL****2001 Games-Starts: 13-13; Career Games-Starts: 63-49****Contract status as of 7-10-02:** In second season of a four-year deal**Acquired:** UFA (Minn.) '01**Born:** 7-9-75

Strong, stocky DT signed with Cincinnati in 2001 as unrestricted free agent from Minnesota and added a rugged veteran presence to the line ... Tied his career high with 5 sacks and helped the Bengals rank 11th in rush defense, the team's highest rank since 1994 ... Tied for the team lead with 2 fumble recoveries ... Came back from early-season foot sprain and tied his career high with 13 starts ... Has eight career playoff appearances and seven playoff starts.

2001 PARTICIPATION: Signed with Bengals March

6 as unrestricted free agent from Minnesota ... Started at RDT in Games 1-4 and 8-16 ... Missed Games 5-7 due to right foot sprain suffered in Game 4, Oct. 7 at Pittsburgh ... Returned to starting lineup Nov. 11 at Jacksonville.

2001 HIGHLIGHTS: Had 46 tackles (27 solo) ... Made 4 solo tackles Sept. 9 vs. New England ... Made 1 assisted tackle Oct. 7 at Pittsburgh before suffering foot injury ... Returned to action with 1 solo Nov. 11 at Jacksonville ... Made 2 solo tackles Nov. 18 vs. Tennessee and pressured Steve McNair, causing him to throw an errant

pass which was intercepted by Artrell Hawkins in the first quarter ... Also recovered an Eddie George fumble forced by Hawkins in the fourth quarter at the Tennessee 47-yard line ... Recorded a season high with a line-leading 11 tackles Nov. 25 at Cleveland, including 2 sacks of Tim Couch and a fumble recovery ... Recovered RB Ben Gay's fumble, forced by MLB Brian Simmons, at the Bengals' 18-yard line in the first quarter at Cleveland ... Sacked Couch for an 11-yard loss in the second quarter and for a 2-yard loss in the third quarter ... Williams' third-quarter sack helped force punt that T.J. Houshmandzadeh returned 86 yards to Browns' 5-yard line ... Had 4 tackles (3 solo) Dec. 2 vs. Tampa Bay, including stop of RB Warrick Dunn for a 3-yard loss on a second down in the third quarter ... Recorded 4 tackles (3 solo) Dec. 9 against Jacksonville, including 2 sacks of Mark Brunell for a combined 6 yards lost ... Helped force a punt with 4-yard sack of Brunell in second quarter and dropped Brunell for 2-yard loss in third quarter ... His 2 sacks vs. Jacksonville contributed to team-record tying 8 sacks by the defense ... Was second on the defensive line with 5 tackles (4 solo) Dec. 23 at Baltimore ... Notched his fifth sack of season, dropping Ravens' Elvis Grbac for 6-yard loss in third quarter on a third down, forcing a punt ... Had 5 tackles (2 solo) Dec. 30 vs. Pittsburgh ... Williams teamed with Artrell Hawkins to stop RB Chris Fuamatu-Ma'aafa for a 1-yard loss on a third-down shovel pass in the second quarter, forcing the FG attempt on which Bengals returned a muffed snap 66 yards for a TD ... Also vs. Pittsburgh, Williams stopped Fuamatu-Ma'aafa for no gain on a first down of the Steelers overtime drive.

PREVIOUS SEASONS — 1997: Drafted by Minnesota in fifth round (151st overall) ... Saw action as a rookie in only six regular season games, but moved into starting lineup for final two games and also started both Vikings playoff games ... Made NFL playing debut Aug. 31 at Buffalo ... Made first start Dec. 14 vs. Detroit and posted 5 tackles and a tackle for loss ... Recorded a career-high 8 tackles in start Dec. 21 vs. Indianapolis ... Started at nose tackle for playoff win Dec. 27 at N.Y. Giants, recording 5 tackles, 4 tackles for a loss, and a forced fumble ... Also started in playoff loss on 1-3-98 at San Francisco ... Inactive for games 5 through 14 of regular season. **1998:** Started the last nine games of the season, including two playoff games ... Had 19 QB hurries ... Second among Viking defensive linemen with 9 tackles for loss, including 5 in the first three games ... Recorded first NFL sack when he caught Trent Diller and tied a career-high with 5 solo tackles in season opening game Sept. 6 vs. Tampa Bay ... Had season-high 5 QB hurries in two games, Sept. 13 at St. Louis and Oct. 18 vs. Washington ... Inactive due to groin injury Oct. 25 at Detroit and Nov. 1 at Tampa Bay ... Had season-high 7 total tackles, including 4 solos, Nov. 15 vs. Cincinnati ... Had first fumble recovery of his career Nov. 22 vs. Green Bay when he grabbed a Brett Favre fumble in the first quarter of a 28-14 Viking win ... Had 4 tackles, a tackle for loss and a quarterback

hurry Dec. 26 at Tennessee ... Tied for team lead among defensive linemen with 7 postseason tackles ... Notched 4 tackles and 3 quarterback hurries in Divisional Playoff game 1-10-99 vs. Arizona ... Sacked Chris Chandler in NFC Championship game 1-17-99 vs. Atlanta. **1999:** Played in every game for first time in his career and made 12 starts ... Played in two postseason games with one start ... Led Vikings defensive linemen with 53 tackles, a career-high ... Notched career-high 5 sacks ... Recorded sacks Sept. 19 vs. Oakland, Oct. 3 vs. Tampa Bay, Oct. 17 at Detroit, Oct. 31 at Denver and Dec. 20 vs. Green Bay ... Led DL with 6 postseason tackles and tied for second on team with 3 postseason QB hurries ... Tied career-high TFL with 2 in season opener Sept. 12 at Atlanta ... Forced a fumble Sept. 19 vs. Oakland when he jarred ball away from RB Tyrone Wheatley ... Had season-high 7 tackles Dec. 12 at Kansas City ... Had season-high 4 QB hurries 1-2-00 vs. Detroit ... Notched seventh postseason TFL in Wild Card Playoff vs. Dallas (1-9-00) ... Led defensive line with 4 tackles in Divisional Playoff 1-16-00 at St. Louis and added a QB hurry. **2000:** Started 13 regular-season games and both postseason games for Minnesota ... Known as a dominant run-stopper, but also led Vikings interior linemen in sacks (4) ... Played 14 games with 13 starts ... Started Games 1-2 and 4-15 ... Inactive for Game 3, Sept. 17 at New England, due to groin injury ... Also inactive for Game 16, Dec. 24 at Indianapolis ... Had 43 tackles (21 solo) in regular season, including 6 tackles for loss and 4 sacks ... Had 4 tackles in season opener Sept. 3 vs. Chicago ... Sacked Charlie Batch and had a tackle for loss in victory Oct. 1 at Detroit ... Had 4 tackles (one for loss) in Monday night win Oct. 9 vs. Tampa Bay ... Tied for lead among linemen with 5 tackles in win Oct. 15 at Chicago ... Had 5 tackles, including a sack of Jake Plummer and one tackle for loss, in 31-14 win Nov. 12 vs. Arizona ... Posted 5 tackles, including a sack, Nov. 19 vs. Carolina ... Led line with 4 tackles and added 2 QB hurries in Thanksgiving Day win Nov. 23 at Dallas ... Led the line with 4 tackles Dec. 10 at St. Louis and added 1 QB hurry ... Had 5 tackles, including a sack, Dec. 17 vs. Green Bay ... Posted 1 tackle and 1 QB hurry in Divisional Playoff win on 1-6-01 vs. New Orleans ... Had 6 tackles (3 solo) in NFC Championship game at N.Y. Giants on 1-14-01.

COLLEGE: Started final 26 games at Memphis ... Played in 43 of 44 games between 1993-96 ... Second-team All-Conference USA in 1996 ... Named to Liberty Bowl Alliance All-Star Team in 1995 ... Second-team All-Conference USA in '95 ... Team's Defensive Lineman of the Year in '95.

PERSONAL: Hometown is Memphis, Tenn. ... Attended Oakhaven High School in Memphis for three years before transferring to Germantown High ... Married (wife Cherilyn), with a son, Tony Christopher (born 5-7-96) and a daughter, Kailyn Renee (1-21-99) ... Plays the clarinet ... Off-season residence is Wayne, Ill. ... Full name is Tony Demetric Williams.

(continued)

TONY WILLIAMS' STATISTICS

YEAR	TEAM	G-S	Defense						FR-YDS	Interceptions					Scoring			
			ST	AT	TT	YDS	PBU	FF		NO	YDS	AVG	LG	TD	TD	IntRI	FRRI	S PTS
1997	Minnesota	6-2	8	11	19	0-0	0	0	0-0	—	—	—	—	—	—	—	—	—
1998	Minnesota	14-9	32	12	44	1-9	0	0	1-6	—	—	—	—	—	—	—	—	—
1999	Minnesota	16-12	30	23	53	5-34	0	1	1-0	—	—	—	—	—	—	—	—	—
2000	Minnesota	14-13	21	22	43	4-22	0	0	0-0	—	—	—	—	—	—	—	—	—
2001	Cincinnati	13-13	27	19	46	5-25	0	0	2-0	—	—	—	—	—	—	—	—	—
MINN. TOTALS		50-36	91	68	159	10-65	0	1	2-6	—	—	—	—	—	—	—	—	—
CIN. TOTALS		13-13	27	19	46	5-25	0	0	2-0	—	—	—	—	—	—	—	—	—
CAREER		63-49	118	87	205	15-90	0	1	4-6	—	—	—	—	—	—	—	—	—

— T. WILLIAMS' 2001 GAME-BY-GAME DEFENSIVE STATISTICS —

DATE	OPPONENT	ST	AT	TT	SKS-YDS	INT-YDS	PBU	FF	FR-YDS
9-9	NEW ENGLAND	4	0	4	0-0	0-0	0	0	0-0
9-23	BALTIMORE	1	0	1	0-0	0-0	0	0	0-0
9-30	at San Diego	3	0	3	0-0	0-0	0	0	0-0
10-7	at Pittsburgh	0	1	1	0-0	0-0	0	0	0-0
10-14	CLEVELAND				INACTIVE				
10-21	CHICAGO				INACTIVE				
10-28	at Detroit				INACTIVE				
11-4	—BYE—								
11-11	at Jacksonville	1	0	1	0-0	0-0	0	0	0-0
11-18	TENNESSEE	2	0	2	0-0	0-0	0	0	1-0
11-25	at Cleveland	2	9	11	2-13	0-0	0	0	1-0
12-2	TAMPA BAY	3	1	4	0-0	0-0	0	0	0-0
12-9	JACKSONVILLE	3	1	4	2-6	0-0	0	0	0-0
12-16	at New York Jets	1	2	3	0-0	0-0	0	0	0-0
12-23	at Baltimore	4	1	5	1-6	0-0	0	0	0-0
12-30	PITTSBURGH	2	3	5	0-0	0-0	0	0	0-0
1-6	at Tennessee	1	1	2	0-0	0-0	0	0	0-0
TOTALS		27	19	46	5-25	0-0	0	0	2-0

— POSTSEASON —

YEAR	TEAM	G-S	Defense						FR-YDS	Interceptions					Scoring			
			ST	AT	TT	YDS	PBU	FF		NO	YDS	AVG	LG	TD	TD	IntRI	FRRI	S PTS
1997	Minnesota	2-2	6	6	12	0-0	0	1	0-0	—	—	—	—	—	—	—	—	—
1998	Minnesota	2-2	6	1	7	1-4	0	0	0-0	—	—	—	—	—	—	—	—	—
1999	Minnesota	2-1	2	4	6	0-0	0	0	0-0	—	—	—	—	—	—	—	—	—
2000	Minnesota	2-2	3	4	7	0-0	0	0	0-0	—	—	—	—	—	—	—	—	—
CAREER		8-7	17	15	32	1-4	0	1	0-0	—	—	—	—	—	—	—	—	—

BENGALS HOTELS ON THE ROAD

2002 PRESEASON

Buffalo	Hyatt Regency	Indianapolis	Omni Severin
(Game: Fri., Aug. 9)	(716) 856-1234	(Game: Sat., Aug. 17)	(317) 634-6664

2002 REGULAR SEASON

Cleveland ...	Sheraton Cleveland City Centre	Baltimore	Marriott Inner Harbor
(Game: Sun., Sept. 15)	(216) 771-7600	(Game: Sun., Nov. 10)	(410) 962-0202
Atlanta	Atlanta Marriott Marquis	Pittsburgh	Omni William Penn
(Game: Sun., Sept. 22)	(404) 521-0000	(Game: Sun., Nov. 24)	(412) 281-7100
Indianapolis	University Place	Carolina	Marriott Charlotte
(Game: Sun., Oct. 6)	Conference Center	(Game: Sun., Dec. 8)	(704) 333-9000
	(317) 274-3196	Buffalo	Hyatt Regency
Houston ...	Houston Marriott Medical Center	(Game: Sun., Dec. 29)	(716) 856-1234
(Game: Sun., Nov. 3)	(713) 796-0080		



REINARD WILSON



55

Ht: 6-2 **Wt:** 270
College: Florida State
6th year in NFL

2001 Games-Starts: 16-5; **Career Games-Starts:** 77-23
Contract status as of 7-10-02: In first season of a three-year deal
Acquired: D1 '97 (14th overall)
Born: 12-17-73

Former Bengals first-round draft pick had his most successful pro season in 2001, posting a team-leading 9 sacks ... Became unrestricted free agent on March 1 of this year, but Bengals re-signed him with a three-year deal on March 29 ... His 9 sacks last season were the most by a Bengal since 1995 ... Tied for team lead with 2 fumble recoveries ... Has played DE, his college position, for the last two years after spending his first three NFL campaigns at OLB ... Had arthroscopic left shoulder surgery on 5-14-02; expected to be 100 percent for training camp.

2001 PARTICIPATION: Started at RDE in Games 1-5 ... Suffered mild concussion in practice prior to Game 6, Oct. 21 vs. Chicago, and was replaced by Justin Smith as RDE starter for Bears game ... Remained behind Justin Smith in line rotation for Games 6-16.

2001 HIGHLIGHTS: Wilson's 9 sacks were the most by a Bengal since DE John Copeland had 9 in 1995, and no Bengal has had more than 9 since DE Alfred Williams had 9.5 in '94 ... Led Bengals in sacks for the second time in his career and topped his previous high of 6 sacks from 1998 ... Recorded 5 tackles in Sept. 9 victory vs. New England, including 2-yard sack of Drew Bledsoe ... Also batted a Patriots pass at line of scrimmage in third quarter, helping force a punt ... In Sept. 23 victory vs. Baltimore, teamed with Glen Steele for a sack on Elvis Grbac on final play of first half for 5-yard loss ... Made 4 tackles (3 solo) on Sept. 30 at San Diego, including stopping RB Terrell Fletcher short of a first down and forcing a punt in the fourth quarter ... Had 2 shared sacks and a fumble recovery Oct. 28 at Detroit ... Was credited with 6 tackles (3 solo) for the game ... First sack at Detroit came when he teamed with Glen Steele to drop Charlie Batch for a 4-yard loss, and later he teamed with Brian Simmons to drop Batch for an 8-yard loss ... Teamed with DE Justin Smith for an 8-yard sack against Steve McNair in the third quarter Nov. 18 vs. Tennessee, helping force a punt ... Had 2 sacks for 6 yards among his 4 solo tackles Dec. 2 vs. Tampa Bay ... Sacked Brad Johnson for a 3-yard loss on third down in the fourth quarter, forcing a punt that led to Bengals TD drive to tie the game ... Also sacked Johnson for a 3-yard loss on final play of regulation, sending game into OT ... Had 3 solo tackles Dec. 9 vs. Jacksonville, including 8-yard sack of Mark Brunell in first quarter on a drive resulting in a punt ... Contributed to team-record tying 8 sacks by defense vs. Jacksonville ... Had 3 sacks Dec. 23 at Baltimore, tied with Justin Smith (Dec. 9 vs. Jaguars) for most in a game by a Bengal all season ... Forced and recovered an Elvis Grbac fumble on his first sack, a 10-yarder in second quarter ... Caught Grbac for a 2-yard loss in sec-

ond quarter ... In third quarter, dropped Grbac for 7-yard loss on third down, forcing a punt ... On Dec. 30 vs. Pittsburgh, deflected a pass that Justin Smith intercepted, setting up first of Cincinnati's 2 fourth-quarter TDs.

PREVIOUS SEASONS — 1997: Drafted by Bengals in first round (14th overall) ... Signed July 18 ... Started Games 1-2 and 4 ... In reserve role on base defense for Games 3 and 5-16 ... Had 3 solo tackles in NFL debut Aug. 31 vs. Arizona, including 1-yard loss against Larry Centers to force punt during Bengals' fourth-quarter comeback for victory ... Had 2 solo tackles Sept. 7 at Baltimore; forced a fumble by Earnest Byner which Bengals recovered to set up 58-yard, second-quarter TD drive for game's first score ... Credited with season-high 7 tackles (all solo) Sept. 28 vs. N.Y. Jets ... Collected a pair of 9-yard sacks on Craig Whelihan in Nov. 2 victory vs. San Diego, forcing a punt in third quarter and forcing a punt in fourth quarter ... Closed season in victory Dec. 21 vs. Baltimore with 2 solo tackles, including 5-yard sack against Eric Zeier in fourth quarter. **1998:** Led the team with career-high 6 sacks ... Started Games 1-6 and 8-16 at ROLB ... Played as reserve in Game 7, Oct. 25 at Oakland, as Bengals opened with four-man defensive line ... Finished fourth on the defense with 848 snaps played ... Keyed one of Bengals' biggest defensive plays of the season, sacking Kordell Stewart for a 10-yard loss Dec. 20 at Pittsburgh and forcing a fumble that Sam Shade returned 55 yards for a TD; that score gave Bengals a 10-0 lead en route to eventual 25-24 victory ... Wilson got his first sack in victory Sept. 13 at Detroit, dropping Scott Mitchell for a 6-yard loss in third quarter ... His sack on Mitchell helped force Lions punt, and Bengals scored on their next possession to tie the game at 21-21 ... Also against Detroit, threw a key clearing block on Damon Gibson's 65-yard punt return for fourth-quarter TD ... Led the team with 9 tackles (7 solo) in victory Oct. 11 vs. Pittsburgh, and teamed with Jevon Langford for 10-yard sack on Kordell Stewart on third-down play, forcing punt in first quarter ... Had 7 tackles (5 solo) on Oct. 25 at Oakland, in the only 1998 game he didn't start ... Forced a fumble by Mark Brunell in second quarter Nov. 8 at Jacksonville, with Artrell Hawkins recovering and returning 10 yards to Jaguars' 15 ... Sacked Randall Cunningham twice Nov. 15 at Minnesota, dropping Cunningham for losses of 3 yards in second quarter and 9 yards in third quarter ... Also at Minnesota, tied for lead among LBs with 5 tackles (all solo) ... Teamed with Michael Bankston for a 1-yard sack on Mark Brunell Nov. 29 vs. Jacksonville; also had 1 pass defended ... Sacked Doug Flutie for 6-yard loss on third-and-14 play in second quarter Dec. 6 vs. Buffalo, forcing punt; Bengals scored

(Reinard Wilson, continued)

on ensuing possession for 13-10 lead ... Had 7 solo tackles vs. Buffalo. **1999:** Played in 15 games ... Had 3 sacks and led defense in QB hurries (15) ... Tied for fourth on club in special teams tackles (6) ... Played in every game except Nov. 28 at Pittsburgh, when he was on inactive list due to hamstring pull ... Led OLBs with 5 tackles (4 solo) Oct. 3 vs. St. Louis, including 5-yard sack against Kurt Warner on third-down play to halt Rams' opening drive ... Sacked Tim Couch for an 8-yard loss in third quarter of victory Oct. 10 at Cleveland ... Had 1 solo tackle and 3 QB hurries Nov. 14 vs. Tennessee ... Logged third sack Nov. 21 vs. Baltimore, dropping Tony Banks for an 11-yard loss and forcing fumble that LB Takeo Spikes recovered at Baltimore 34 ... Credited with 2 hurries Dec. 5 vs. San Francisco ... Edged Spikes, 15-13, for team lead in hurries. **2000:** Played in 14 games ... On inactive list Nov. 5 vs. Baltimore and Dec. 3 vs. Arizona ... Had 3 tackles (1 solo) in season opener Sept. 10 vs. Cleveland ... Sacked Kent Graham for 2-yard loss in second quarter Oct. 15 at Pittsburgh ... In win Oct. 22 vs. Denver, recovered fumble by QB Brian Griese to stop Broncos' threat at Cincinnati 31-yard line in fourth quarter ... Had 2 sacks and 2 forced fumbles against Steve McNair Dec. 10 at Tennessee; sacked McNair for 4-yard loss on final play of first half

(Titans recovered fumble), and sacked him again for a 10-yard loss in the third quarter, with Tom Barndt recovering the ball for Cincinnati at Titans' 34 ... Totaled 4 tackles (3 solo) at Tennessee ... Led defensive line in special teams plays (159).

COLLEGE: Left Florida State as the school's all-time sacks leader (35.5) ... All-American first-team selection in 1996 senior season by the Football Writers Association and the Walter Camp Foundation ... Second-team All-American on *Associated Press* and *Football News* teams ... Had 13.5 sacks as a senior for 67 yards in losses, and also had 22 tackles for loss on running plays for 92 yards in losses ... Had 9 sacks during his junior season, earning All-America honorable mention from the *Associated Press* and *Football News* ... Had 11 sacks as a sophomore, despite playing all season in a non-starting role.

PERSONAL: Hometown is Lake City, Fla. ... Played OLB at Lake City's Columbia High School ... Named Northeast Florida Defensive Player of Year by *Florida Times-Union* ... Grew up on family farm, and was given the nickname "Big Country" by his Florida State teammates ... Criminology major at FSU ... First name is pronounced "ruh-NARD."

REINARD WILSON'S STATISTICS

YEAR	TEAM	G-S	Defense							Interceptions					Scoring				
			ST	AT	TT	SKS-YDS	PBU	FF	FR-YDS	NO	YDS	AVG	LG	TD	TD	INT	FR	S	PTS
1997	Cincinnati	16-3	22	2	24	3-23	1	1	0-0	—	—	—	—	—	—	—	—	—	—
1998	Cincinnati	16-15	46	17	63	6-39.5	1	2	0-0	—	—	—	—	—	—	—	—	—	—
1999	Cincinnati	15-0	14	6	20	3-24	0	1	0-0	—	—	—	—	—	—	—	—	—	—
2000	Cincinnati	14-0	9	6	15	3-16	1	2	1-3	—	—	—	—	—	—	—	—	—	—
2001	Cincinnati	16-5	31	10	41	9-47.5	2	1	2-0	—	—	—	—	—	—	—	—	—	—
CAREER		77-23	122	41	163	24-150	5	7	3-3	—	—	—	—	—	—	—	—	—	—

YEAR	TEAM	Special Teams								Kickoff Returns					Punt Returns				
		ST	AT	TT	FF	YDS	BP	BFG	BXP	NO	YDS	AVG	FC	LG	TD	NO	YDS	AVG	FC
1999	Cincinnati	5	1	6	0	0-0	0	0	0	—	—	—	—	—	—	—	—	—	—
2000	Cincinnati	4	0	4	0	0-0	0	0	0	—	—	—	—	—	—	—	—	—	—
2001	Cincinnati	4	0	4	0	0-0	0	0	0	—	—	—	—	—	—	—	—	—	—
CAREER		13	1	14	0	0-0	0	0	0	—	—	—	—	—	—	—	—	—	—

WILSON'S 2001 GAME-BY-GAME DEFENSIVE STATISTICS

DATE	OPPONENT	ST	AT	TT	SKS-YDS	INT-YDS	PBU	FF	FR-YDS
9-9	NEW ENGLAND	3	2	5	1-2	0-0	1	0	0-0
9-23	BALTIMORE	3	2	5	0.5-2.5	0-0	0	0	0-0
9-30	at San Diego	3	1	4	0-0	0-0	0	0	0-0
10-7	at Pittsburgh	0	1	1	0-0	0-0	0	0	0-0
10-14	CLEVELAND	1	0	1	0-0	0-0	0	0	0-0
10-21	CHICAGO	0	0	0	0-0	0-0	0	0	0-0
10-28	at Detroit	3	3	6	1-6	0-0	0	0	1-0
11-4	—BYE—								
11-11	at Jacksonville	2	0	2	0-0	0-0	0	0	0-0
11-18	TEENNESSEE	0	1	1	0.5-4	0-0	0	0	0-0
11-25	at Cleveland	2	0	2	0-0	0-0	0	0	0-0
12-2	TAMPA BAY	4	0	4	2-6	0-0	0	0	0-0
12-9	JACKSONVILLE	3	0	3	1-8	0-0	0	0	0-0
12-16	at New York Jets	1	0	1	0-0	0-0	0	0	0-0
12-23	at Baltimore	6	0	6	3-19	0-0	0	1	1-0
12-30	PITTSBURGH	0	0	0	0-0	0-0	1	0	0-0
1-6	at Tennessee	0	0	0	0-0	0-0	0	0	0-0
TOTALS		31	10	41	9-47.5	0-0	2	1	2-0

2002 BENGALS DRAFT CHOICES

RD	PLAYER	POS	HT	WT	COLLEGE	SEL#
1	Levi Jones	OT	6-5	306	Arizona State	10
2	Lamont Thompson	FS	6-1	220	Washington State	41
3	Matt Schobel	TE	6-5	263	Texas Christian	67
4	Travis Dorsch	K-P	6-6	227	Purdue	109
5	(no selection)					
6	Marquand Manuel	FS	6-0	209	Florida	181
7	Joey Evans	DE	6-4	279	North Carolina	219

OT



LEVI JONES



College: Arizona State

Round 1 (#10 overall)

Ht: 6-5 Wt: 306

Birthdate: 8-24-79

76

Bengals' No. 1 draft pick gets consensus top marks from analysts for his physical potential ... His track record of character and achievement indicates he'll make maximum use of his potential in NFL ... Heir apparent to 13-year veteran Richmond Webb at left OT position ... Exceptionally quick and agile for an offensive lineman, and he has abundant size and strength to excel at the NFL level ... Began his college career as a defensive lineman ... Entered Arizona State on an academic scholarship and joined the football program as a walk-on ... Earned an athletic scholarship in his second year at ASU, after gaining 60 pounds (215 to 275) during his redshirt freshman season ... Noted for his long arms, which he uses to great advantage in separating himself from pass rushers.

DICK LeBEAU ON LEVI JONES: "This young man has one of the best, fastest first steps I've seen. He's very intelligent, extremely aggressive and tough. We want to build an attack that is tough and aggressive, and we're looking to add players who demonstrate these characteristics. I think he will help us immediately, and he'll give us strength into the future at offensive tackle — a critical, critical position."

TWO SIDES TO LEVI: Jones' progress as a football player the last five years has been remarkable. He entered Arizona State in 1997 as a 215-pound walk-on, and by early 2002, he was a 304-pounder drawing rave reviews from NFL scouts at the Senior Bowl.

But even without football, Jones' future promised to be bright, as evidenced by the fact he entered ASU on an academic scholarship. Bill Askew, who chairs the math department at Jones' high school and also coaches junior-varsity football there, puts it this way: "If you would have asked me when he was a (high school) senior if he would be a rocket scientist or a football player, I would have said rocket scientist. I'm serious."

COLLEGE HIGHLIGHTS — CAREER: Three-year starter after joining the ASU program as a walk-on de-

fensive end ... Started at guard as a sophomore and switched to left tackle as a junior ... Started his last 35 games. **2001:** Led offensive line support for an offense that averaged 426.4 yards per game ... All-America second-team selection by *Football News*, and first-team All-Pac 10 choice ... Led team with an 84.5% grade for blocking consistency ... Paced a 522-yard offensive effort against Oregon State with a stop on blitzing LB James Allen on a TD pass and a key clearing block on a 28-yard TD run by Delvon Flowers ... Credited with 8 knockdowns and 4 pancake blocks vs. San Diego State ... Played in Senior Bowl on 1-26-02 in Mobile, Ala. **2000:** Started all 12 games at LOT as a junior, including Aloha Bowl vs. Boston College ... Second team All-Pac 10 choice ... Credited with 79 key blocks/knockdowns for an offense averaging 379.2 yards per game ... Threw key blocks for Sun Devil TD runs of 37 and 59 yards vs. Oregon ... His block on a blitz pick-up sprung RB Mike Williams for a 1-yard score in 13-10 victory over Colorado State. **1999:** Started all 12 games at LG as a sophomore, including Aloha Bowl vs. Wake Forest ... Posted career-high 85% grade for blocking consistency and had 74 key blocks/knockdowns ... Helped pace ASU offense to 389.8 yards per game ... Credited with 11 knockdowns in 558-yard offensive show vs. Arizona, including key block on blitzing LB Marcus Bell on a 51-yard TD pass. **1998:** Played in 10 games as a freshman DE, with 13 tackles (5 solo), 1 sack and a pass deflection. **1997:** Redshirted as a freshman.

WAITING (SOMEWHAT) PATIENTLY: Asked to size up his prospects with the Bengals, Jones says: "I know, eventually, they are expecting me to play left tackle and start at left tackle. But for now, they have a Pro Bowl guy in Richmond Webb. I just hope I can learn from him and get all his insight. He's a tremendous player. He's earned it. And when he's ready to give it up, I'll be ready to take it over."

HIGH SCHOOL: At Santa Cruz Valley High in Eloy,

(Levi Jones, continued)

Ariz., earned first-team all-state honors on offense and second-team all-conference honors on defense ... Lettered in football, basketball, baseball and track, and was named the school's Athlete of the Year in 1997 ... All-conference basketball selection as a senior.

PERSONAL: Hometown is Eloy, Ariz. ... Earned bachelor's degree from Arizona State in exercise science, with a minor in business ... Played trumpet in his high school band ... Has planned an incentive program to reward Eloy school children for good grades ... First name is pronounced "LEE-vye."

FS**LAMONT THOMPSON****College:** Washington State**Round 2** (#41 overall)**Ht:** 6-1 **Wt:** 220**Birthdate:** 7-30-78**24**

Bengals' highest-drafted safety since Darryl Williams in 1992, Thompson is a natural ballhawk who holds the Pac-10 Conference career record for interceptions (24) ... Set school season record with 10 INTs in 2001, including 36-yarder for a TD, and his 4 INTs against UCLA tied Pac-10 single-game record ... Added another INT in East-West Shrine Game on 1-12-02 ... Has the size to hold up at safety at the NFL level, but is a lean, athletic 220-pounder who also saw time at CB and WR in college ... Quick and tough in run support, he led team in tackles as a senior and showed no ill effects from neck sprain that sidelined him in 2000 ... ESPN draft analyst Mel Kiper says that "on gameday last season, Thompson's performance was equal to any safety in the country, including (first-round draft picks) Roy Williams and Ed Reed" ... Thompson did not attend Bengals' May minicamp due to contract negotiations.

COACH MARK DUFFNER SAYS: "We're looking for playmakers. This guy makes interceptions, and just has the knack for getting around the football. We marked that need out like crazy (before the draft), and made it a mission to get someone who gets after the ball."

COACH DARREN PERRY SAYS: "We had our fingers crossed that this guy would still be there (in Round 2). There were other players who could possibly have come in and made the same types of plays, but honestly, once you got past Lamont, we felt it dropped off a lot."

COLLEGE HIGHLIGHTS — CAREER: Was the mainstay of Washington State's secondary since midway through his freshman season ... In addition to his 24 INTs, he had career totals of 257 tackles (168 solo) and 22 passes broken up ... Played 44 games in four active seasons, with 34 starts. **2001:** All-America first-team selection by *Associated Press*, adding second-team honors from *The Sporting News* and third-team from *Football News* ... Semifinalist for Jim Thorpe Award, given to nation's top DB ... Started every game at FS, leading team with 10 INTs, 13 passes broken up and 93 tackles (49 solo) ... Earned Pac-10 Player of the Week honors with

school-record 4 INTs on Nov. 3 vs. UCLA ... Also had 5 tackles and 2 passes broken up vs. Bruins ... Against Arizona, had 36-yard INT return for his first career TD, and added 7 solo tackles ... Had season-high 17 tackles (7 solo) vs. Oregon ... Closed his career with stellar effort vs. Purdue in Dec. 31 Sun Bowl, with 2 INTs and 10 tackles; named Sun Bowl MVP. **2000:** Missed the entire season on medical redshirt status, due to neck sprain which he suffered in 1999 and re-aggravated in 2000 spring drills. **1999:** Played 11 games and started 7, seeing action at both FS and CB, despite being bothered much of the year by a neck strain ... Opened season vs. Utah with an INT and 11 tackles (6 solo), including 2 tackles for loss ... Missed Oregon State game with neck injury, and saw limited action upon his return vs. Oregon and USC, but returned to starting lineup vs. Washington and posted 5 tackles with a pass broken up. **1998:** Started every game at FS, and also saw action on offense and special teams ... Caught 2 passes for 34 yards and averaged 7.7 yards on 16 punt returns ... Had 2 INTs and 9 tackles vs. Idaho ... Had 9 tackles and a 24-yard INT return at California ... Had season-high 10 tackles at Stanford. **1997:** Played in 10 games as a true freshman, starting last four games at FS ... Led team with 6 INTs, including one vs. Michigan in Rose Bowl ... Dominated on defense against rival Washington, with 3 INTs and season-high 12 tackles.

THOMPSON ON HIS INTERCEPTIONS: "That just seems to come as second nature to me. It's not something I try to work on or try specifically to do. I've just been blessed with a talent, and it's something I don't think about."

HIGH SCHOOL: Earned three letters as DB and WR at El Cerrito High in Richmond, Calif. ... As a junior caught 5 TD passes and returned 3 punts for TDs ... As a senior, caught 7 TD passes, returned 2 punts for TDs, and also had 2 INTs.

PERSONAL: Hometown is Richmond, Calif. ... Social science major at WSU ... Enjoys reading poetry, travel and playing recreational outdoor sports ... Full name is Lamont Darnell Thompson.

2002 BENGALS DRAFT CHOICES

LAMONT THOMPSON'S STATISTICS

YEAR	TEAM	G	Defense							Interceptions					Scoring				
			ST	AT	TT	SKS-YDS	PBU	FF	FR	NO	YDS	AVG	LG	TD	TD	IntRt	FRRI	S	PTS
1997	Washington St.	*10	33	6	39	0-0	5	0	0	6	39	6.5	27	0	0	0	0	0	0
1998	Washington St.	11	58	13	71	0-0	3	0	0	4	44	11.0	24	0	0	0	0	0	0
1999	Washington St.	11	28	26	54	0-0	1	0	0	4	43	10.8	28	0	0	0	0	0	0
2000	Washington St.	0	DID NOT PLAY*							DID NOT PLAY*					DID NOT PLAY*				
2001	Washington St.	*12	49	44	93	0-0	13	1	0	10	97	9.7	36-1	1	1	1	0	0	6
CAREER		44	168	89	257	0-0	22	1	0	24	223	9.3	36-1	1	1	1	0	0	6

MISCELLANEOUS STATISTICS (all from 1998): 1 rushing attempt for minus-5 yards; 2 pass receptions for 34 yards (long of 21; 0 TD); 16 punt returns for 123 yards (7.7 avg.; long of 21; 0 TD); 1 kickoff return for 14 yards.

*NOTES: 1997 stats include Rose Bowl on 1-1-98 vs. Michigan; Thompson was a medical redshirt in 2000 season; 2001 stats include Sun Bowl on 12-31-01 vs. Purdue.

TE



MATT SCHOBEL



College: Texas Christian

Round 3 (#67 overall)

Ht: 6-5 Wt: 263

Birthdate: 11-4-78

89

A big tight end with good speed and natural receiving skills, Schobel was reportedly high on the draft boards of several NFL teams when Bengals traded up to select him in the third round ... Cincinnati traded the 73rd overall selection plus a fifth-round pick to Carolina for the No. 67 choice ... Schobel can stretch the deep middle area of the field, having averaged 30 yards per catch on his five TD grabs for TCU in 2001 ... Didn't have big overall receiving numbers for his college career, but analysts say his size, speed and great hands spell big potential as an NFL receiver ... Rates highly as a "move blocker" who can give the offense options in an H-back role as well as TE ... Began college career as a QB at Texas A&M, and played some WR at TCU before switching to TE ... Was TCU's holder for all-conference place-kicker Chris Kaylakie in 2000 ... Signed four-year Bengals contract on 5-10-02.

COACH DICK LEBEAU SAYS: "We all agreed that Matt was a fit for us, in terms of quality, ability and need. But we felt the odds were long that he'd still be there for our (original) third-round pick. A lot of teams were interested in him. So when we had the opportunity to trade up to get him, we seized it."

COLLEGE HIGHLIGHTS — 2001: Caught 19 passes for 310 yards and scored 5 TDs in regular season, despite missing Games 2-4 with a hamstring injury ... Opened the season in explosive fashion with a 67-yard TD catch at Nebraska ... Scored TDs on receptions of 29 and 8 yards against Alabama-Birmingham, and came back in the next game vs. Louisville to score on plays of 22 and 24 yards ... Played against his former school, Texas A&M, in the Galleryfurniture.com Bowl and had 2 catches for 22 yards ... Caught 3 passes for 63 yards in

East-West Shrine Game on 1-12-02. **2000:** Played every game, with two starts at TE ... Scored his first career TD on a 9-yard catch vs. Navy ... Completed a pass for a 5-yard gain. **1999:** Played in 11 games in his first season at TCU ... Caught 4 passes for 26 yards and also threw a pass for a 7-yard gain. **1998:** Sat out the season in accordance with NCAA transfer rules after leaving Texas A&M. **1997:** Redshirted as a true freshman at Texas A&M, which recruited him as a quarterback.

COACH JOHN GARRETT SAYS: "We think Matt will challenge immediately to be a starter. He should be able to make an impact as a receiver immediately. Defenses will have to account for him. He's athletic, he's tough and he's big. He has as good a pair of hands as just about anybody you'll see."

HIGH SCHOOL: Earned All-America honors as a QB from SuperPrep during his time at Columbus (Texas) High School ... As a senior, passed for 1134 yards and 13 TDs while rushing for 1568 yards and 19 scores ... Finished his career with 7657 all-purpose yards and 81 TDs (including passes) ... As a junior, scored 5 TDs in one game while rushing for 327 yards on just 8 carries ... Also lettered in baseball, track and basketball.

PERSONAL: Hometown is Columbus, Texas ... Majored in psychology at TCU ... Older brother, Aaron, was Western Athletic Conference 2000 Defensive Player of the Year while playing at TCU, and had 6.5 sacks as a rookie DE with Buffalo Bills in 2001 (Bills' second-round draft pick) ... Cousin, Bo Schobel, is currently a defensive end at TCU ... Full name is Matthew Thomas Schobel ... Last name is pronounced "SHOW (as the word show)-bull."

(continued)

2002 BENGALS DRAFT CHOICES

MATT SCHOBEL'S STATISTICS

YEAR TEAM	G	NO	Receiving				ATT	Rushing				TD	Scoring			
			YDS	AVG	LG	TD		YDS	AVG	LG	TD		TD-P	TD-R	2-PIC	PTS
1997 Texas A&M	0		DID NOT PLAY*					DID NOT PLAY*					DID NOT PLAY*			
1998 Texas Christian	0		DID NOT PLAY*					DID NOT PLAY*					DID NOT PLAY*			
1999 Texas Christian	**11	4	26	6.5	8	0	—	—	—	—	—	0	0	0	0	0
2000 Texas Christian	**12	4	42	10.5	21	1	—	—	—	—	—	1	0	1	0	6
2001 Texas Christian	**9	21	332	15.8	67-1	5	—	—	—	—	—	5	0	5	0	30
CAREER	28	29	400	13.8	67-1	6	—	—	—	—	—	6	0	6	0	36

MISCELLANEOUS STATISTICS: 1 pass completion in 1 attempt for 7 yards in 1999; 1 pass completion in 1 attempt for 5 yards in 2000.

*NOTE: Schobel was redshirted as a true freshman at Texas A&M in 1997. He sat out the 1998 season with Texas Christian in accordance with NCAA transfer rules after leaving Texas A&M.

**NOTE: 1999 stats include Mobile Alabama Bowl on 12-22-99 vs. East Carolina; 2000 stats include Mobile Alabama Bowl on 12-20-00 vs. Southern Mississippi; 2001 stats include GalleryFurniture.com Bowl on 12-28-01 vs. Texas A&M.

K-P



TRAVIS DORSCH



College: Purdue

Round 4 (#109 overall)

Ht: 6-6 Wt: 227

Birthdate: 9-4-79

2

Dorsch is one of the most impressive all-around kickers and special teams players to exit the college ranks in recent memory ... His primary focus is to compete for Bengals' place-kicking and kickoff jobs, but he is also an outstanding punter and a rangy, aggressive athlete who made 8 tackles on coverage teams in 2001 ... Also in '01, became only player in Big Ten history to earn all-conference honors at both kicker and punter ... Strong on kickoffs, showing consistent range to goal line and end zone.

TRIPLE THREAT: Dorsch is the only player in NCAA annals to be a finalist for all three major special teams postseason awards. He won the 2001 Ray Guy Award as the nation's outstanding punter, and was among the top contenders for the Lou Groza Award (kicker) and the Mosi Tatupu Special Teams Player of the Year Award.

COACH AL ROBERTS SAYS: "The first two things that come to your mind about Travis are 'tremendous leg' and 'athleticism.' You'll see speed on his balls; you'll see the ball take off. On his kickoffs, you'll see high balls that are deep. In his place-kicking, you'll see a big, long-legged guy who has a big, long swing, like some baseball players who have a long and arching swing. He's got the leg that gives you the shot for that long field goal at the end of the game or the half."

COLLEGE HIGHLIGHTS — CAREER: Holds Big Ten career records with 355 points and 68 field goals ... Also holds Purdue career marks for punting avg. (48.5) and total PATs (151) ... Played four seasons as Purdue's place-kicker and was the primary punter as well as a senior. **2001:** Named first-team All-American as a place-

kicker by *The Sporting News* and *Football News*, and first-team as a punter by Walter Camp Foundation, CNNSI.com and American Football Coaches Association ... Made 22 of 27 FG attempts, including 19 of 20 inside 50 yards ... His only missed FG attempts were from 41, 50, 52, 57 and 59 yards ... Led the nation with his 48.4 regular-season punting average ... Set a school record with overall 48.1-yard average on 53 total punts (including 4 in Sun Bowl) ... His 8 tackles (5 solo) were compiled on kickoff and punt coverage units ... Set a school record with his 81.5% FG accuracy ... Won conference Special Teams Player of the Week award four times, most in a season in Big Ten history ... Had 16 touchbacks in 59 kickoffs ... Opened season at Cincinnati with 2 FGs (25 and 39 yards) ... In Purdue's victory over Minnesota, his 48-yard FG as time expired sent the game into overtime ... Had career-long 79-yard punt vs. Iowa ... Kicked 50-yard FG vs. Illinois ... Booted four FGs in 4 attempts vs. Notre Dame, including another 50 yarder ... Kicked career-long 51-yard FG against Washington State in Sun Bowl ... Was 4 for 4 in PAT attempts in Hula Bowl on 2-2-02. **2000:** Made 12 of 17 FG attempts, 45 of 47 PAT tries and averaged 50.2 yards on 13 punts ... Kicked season-long 45-yard field goal vs. Central Michigan ... His 33-yard FG with 0:04 to play lifted Boilermakers to a 32-31 win over Michigan ... Led team in scoring (for third straight year) with 81 points. **1999:** As a sophomore, set a school record he would later break by booting 18 FGs ... Showed his field alertness and overall ability by recovering a blocked 21-yard FG attempt against Central Florida and throwing a 4-yard TD pass to Chris Randolph ... Sealed 28-23 victory over Notre Dame with fourth-quarter FGs of 38 and 28 yards ... Kicked 47-yard FG vs. Northwest-

2002 BENGALS DRAFT CHOICES

ern ... Finished season 18 for 31 on FGs and 38 for 39 on PATs. **1998:** As a freshman, posted what would prove to be his career-high with 96 points, tied for third-highest total in school history ... Kicked 37-yard FG on first attempt of his career in season opener at USC ... Made three FGs (25, 26, 37) vs. Kansas State in Alamo Bowl.

MIND GAME: "I think my strengths include mental toughness," Dorsch says. "Very rarely will I miss two kicks in a row. I really bounce back strong and learn from every situation."

HIGH SCHOOL: All-American first team selection by *USA Today* at Bozeman (Mont.) High ... Set state records

with a 63-yard FG and with 39 consecutive PATs made ... Was all-state wide receiver as a senior, catching 48 passes for 678 yards and 8 TDs ... Shared time at QB as a junior ... Also lettered in baseball and basketball ... Team MVP in baseball and all-state in basketball as a senior ... Led the state in rebounding as a junior and a senior, and helped basketball team to state championship as a senior.

PERSONAL: Hometown is Bozeman, Mont. ... Psychology major at Purdue, earning Academic All-Big Ten and second-team Verizon Academic All-American honors ... Pitched and played first base for Purdue's baseball team ... Full name is Travis Edward Dorsch ... Last name is pronounced "dorsch."

TRAVIS DORSCH'S STATISTICS

YEAR	TEAM	G	Scoring					Field Goals						
			XP-XP	BXP	FG-FGA	BFG	PTS	1-19	20-29	30-39	40-49	50+	LG	TOT
1998	Purdue	*13	48-50	0	16-22	1	96	0-0	3-4	7-8	6-9	0-1	47	16-22
1999	Purdue	*12	38-39	0	18-31	4	92	1-1	8-10	5-11	4-9	0-0	47	18-31
2000	Purdue	*12	45-47	0	12-17	0	81	0-0	4-5	4-6	4-6	0-0	45	12-17
2001	Purdue	*12	20-25	1	22-27	1	86	1-1	5-5	6-6	7-8	3-7	51	22-27
CAREER		49	151-161	1	68-97	6	355	2-2	20-24	22-31	21-32	3-8	51	68-97

YEAR	TEAM	NO	YDS	AVG	Punting				Passing						
					FC	TB	IN-20	LG	ATT	CMP	PCT	YDS	TD	INT	LG
1998	Purdue	0	0	—	0	0	0	—	0	0	—	0	0	0	—
1999	Purdue	0	0	—	0	0	0	—	1	1	100.0	4	1	0	4+
2000	Purdue	13	652	50.2	1	3	4	63	1	0	0.0	0	0	0	0
2001	Purdue	*53	2547	48.1	1	4	10	79	0	0	—	0	0	0	—
CAREER		66	3199	48.5	2	7	14	79	2	1	50.0	4	1	0	4+

*NOTES: 1998 stats include Alamo Bowl on 12-28-98 vs. Kansas State; 1999 stats include Outback Bowl on 1-1-00 vs. Georgia; 2000 stats include Rose Bowl on 1-1-01 vs. Washington; 2001 stats include Sun Bowl on 12-31-01 vs. Washington State.

FS



MARQUAND MANUEL



College: Florida

Round 6 (#181 overall)

Ht: 6-0 **Wt:** 209

Birthdate: 7-11-79

44

A cornerstone of the defensive secondary at a top college program, Manuel played 46 career games at Florida, earning a reputation for toughness and enthusiasm ... A three-year starter, he played mostly strong safety but was stout enough against the run to make two starts at OLB ... Excellent athlete who competed on UF's nationally-ranked track team ... Figures to make immediate impact on special teams as he bids for playing time on defense ... Last season was his fifth year at Florida, including 1997 redshirt year, and he already had completed his undergraduate degree work by the end of the 2000 season ... Signed three-year Bengals contract on 5-13-02.

SOMETHING TO PROVE: Manuel was disappointed not to be drafted earlier, a possible consequence of a

knee injury at the Senior Bowl that kept him from working out at the NFL Scouting Combine. But he promises Bengals fans that their team has secured a Round 6 bargain. "I'm ready; I know I can play," he says. "I think the fans are going to fall in love with a guy who's out there hustling, trying to make plays, trying to help the team win. I want to show the Bengals that they got a great player."

COLLEGE HIGHLIGHTS — CAREER: Made 36 starts at SS and 2 at OLB in four-year career, including 3 starts in 4 bowl games ... Regular-season career totals included 308 tackles (197 solo), 12 TFL, 6 INTs and 8 sacks. **2001:** Played in every game, starting opener at weak-side OLB and remainder of season at SS ... Had 62 tackles (40 solo), 3 sacks, 5 TFL, 2 forced fumbles, 1 FR

2002 BENGALS DRAFT CHOICES

(Marquand Manuel, continued)

and 1 INT ... Against Mississippi State, had a 13-yard sack, 1 FF and 1 TFL ... Had INT at South Carolina ... Closed career with 9 tackles (6 solo) vs. Maryland in Orange Bowl. **2000:** Played in all 12 regular-season games, starting nine, and started SEC Championship vs. Auburn and Sugar Bowl vs. Miami ... His 83 tackles ranked second on team and his 784 plays ranked second on defense ... Had 12 tackles and 1 INT vs. Georgia, then 13 tackles the next week at Vanderbilt ... Made 9 tackles against Florida State. **1999:** Started at SS in all 12 games and received UF's Best Effort on Defense Award ... Had team-leading 118 tackles, his career high ... Had 15 tackles and 6-yard sack vs. Kentucky, and career-high 20 tackles (13 solo) with 2 TFL the next week vs. Alabama ... Faced Alabama again in SEC Championship game and had 14 tackles (7 solo) with a pass defended ... His 3 INTs came against LSU, Auburn and Vanderbilt ... Had 6 tackles vs. Michigan State in Citrus Bowl. **1998:** Played in all 11 regular-season games as a freshman, with 2 starts ... Had 45 tackles (29 solo) with 3 sacks ... Made his first career INT vs. Georgia ... His 12 special teams tackles ranked second on team. **1997:** Redshirted as a freshman.

COACH DARREN PERRY SAYS: "Marquand is a very aggressive player. He looks like a linebacker at times. It seems like he's everywhere on the field. His speed numbers are not outstanding, but he plays faster than that. The bottom line is that this guy can play football, and I was surprised he was still there for us in the sixth round."

HIGH SCHOOL: Earned prep All-America recognition at Miami (Fla.) Senior High ... Ranked among nation's top 15 DBs by *SuperPrep* ... Earned first-team all-state honors as a senior, posting 94 tackles with 9 interceptions ... Academic honor roll qualifier all four years.

ONE BIG FAMILY: Manuel grew up in a family of 18 children. The oldest of his siblings is now 35, and the youngest is 11. Marquand is 23.

PERSONAL: Hometown is Miami, Fla. ... Received bachelor's degree in criminology & law from Florida in December, 2000; has enrolled in a counselor education graduate program ... Four-time SEC Academic Honor Roll selection ... Full name is Marquand Alexander Manuel ... First name is pronounced "MAR-kwahnd" and last name is pronounced as "manual."

MARQUAND MANUEL'S STATISTICS

YEAR	TEAM	G	Defense								Interceptions					Scoring				
			TKL	AST	TOT	SKS-YDS	PD	FF	FR	NO	YDS	AVG	LG	TD	TD	Int	RI	FR	S	PTS
1997	Florida	0	DID NOT PLAY*								DID NOT PLAY*					DID NOT PLAY*				
1998	Florida	11	29	16	45	3-5	4	0	0	1	29	29.0	29	0	—	—	—	—	—	
1999	Florida	12	73	45	118	2-14	4	1	0	3	21	7.0	21	0	—	—	—	—	—	
2000	Florida	12	55	28	83	0-0	1	0	0	1	16	16.0	16	0	—	—	—	—	—	
2001	Florida	11	40	22	62	3-21	2	2	1	1	18	18.0	18	0	—	—	—	—	—	
CAREER		46	197	111	308	8-40	11	3	1	6	84	14.0	29	0	—	—	—	—	—	

*NOTE: Manuel was redshirted in 1997.

DE



JOEY EVANS



College: North Carolina

Round 7 (#219 overall)

Ht: 6-4 Wt: 279

Birthdate: 8-22-79

52

Evans improved in strength and overall performance every season at North Carolina while playing in the shadow of defensive linemen Julius Peppers and Ryan Sims, both high first-round picks in the 2002 NFL Draft ... Evans played 46 games over four seasons and had 13.5 sacks and 25 tackles for loss ... Excellent technician on the field, and shows grasp for nuances of the game ... Signed three-year Bengals contract on 7-12-02.

COACH TIM KRUMRIE SAYS: "Joey is built very well. He's spent some time in the weight room. And he's

a great kid, a great individual. We won't have to worry about him showing up for work. He'll bring his lunch bucket and his boots and do a good job for us. He has some traits of myself (as a player)."

COLLEGE HIGHLIGHTS — 2001: Started all season at strong-side DE, recording career-high 40 tackles (26 solo), with 9 tackles for loss, 2.5 sacks and 2 passes defended ... Had 5 tackles, including a sack, in season opener against defending national champion Oklahoma ... His 4 tackles at Clemson included a stop for a 13-yard

loss ... Closed his career in Peach Bowl vs. Auburn with 2 solo tackles and an 18-yard run on a fumble recovery to set up UNC's first TD. **2000:** Not a starter, but played in every game and posted a career-high 8 sacks in addition to 11 tackles for loss ... Selected UNC's Co-Most Improved Player on defense ... Had 2 sacks in both the Wake Forest and Duke games ... Against Duke, ran 26 yards on a fumble recovery to Blue Devils' 1-yard line, setting up a TD ... Had 38 tackles (26 solo) on the year. **1999:** Played in every game as a sophomore, with two starts at DE ... Had 24 tackles (16 solo) with 3 sacks and 5 tackles for loss ... Recorded 4 tackles against Florida State, Clemson and Houston ... Had 2 tackles for loss, including a 9-yard sack, at Clemson. **1998:** Played in every game as a redshirt freshman, including Las Vegas Bowl against San Diego State ... Finished with 12 tackles (7 solo). **1997:** Redshirted as a true freshman.

PERFORMANCE PLEDGE: "I'm never going to stop on the field," Evans says. "I think I have a high motor. I'm going to bring everything I can to the organization. I was overshadowed by some of my teammates (at North Carolina), but I think I'm a good player, too. I'm not an outside pass rusher, but I can be a smash-mouth, tough defensive end."

HIGH SCHOOL: Three-year letterman at E.E. Smith High in Fayetteville, N.C. ... Made the All-Cape Fear regional team as a senior while helping lead his team to a 13-2 record ... Also played basketball for three years and competed in track for four years.

PERSONAL: Hometown is Fayetteville, N.C. ... Exercise and sports science major at UNC ... Full name is Joseph Earl Evans Jr.

JOEY EVANS' STATISTICS

			Defense							Interceptions					Scoring			
YEAR	TEAM	G	SKS-							NO	YDS	AVG	LG	TD	TO		S	PTS
			ST	AT	TT	YDS	PBU	FF	FR						Int	FR		
1997	North Carolina	0	DID NOT PLAY*							DID NOT PLAY*					DID NOT PLAY*			
1998	North Carolina	**12	7	5	12	0-0		1	0	0	—	—	—	—	—	—	—	—
1999	North Carolina	11	16	8	24	3-19		1	0	0	—	—	—	—	—	—	—	—
2000	North Carolina	11	26	12	38	8-53		4	0	1	—	—	—	—	—	—	—	—
2001	North Carolina	**12	26	14	40	2.5-21		2	1	1	—	—	—	—	—	—	—	—
CAREER		46	75	39	114	13.5-93		8	1	2	—	—	—	—	—	—	—	—

*NOTE: Evans was redshirted in 1997.

**NOTES: 1998 stats include Las Vegas Bowl on 12-19-98 vs. San Diego State; 2001 stats include Peach Bowl on 12-31-01 vs. Auburn.

INSTANT REPLAY RULES

COACHES' CHALLENGE:

Outside the final two minutes of each half, each team will be permitted two challenges per game that will initiate referee reviews. Each challenge will cost a team a time-out. If a challenge is upheld, the time-out will be restored, but the challenge will not. No challenges will be recognized from a team that has exhausted its time-outs.

FINAL TWO MINUTES OF EACH HALF:

After the two-minute warning of each half, and throughout any overtime period, any referee review will be initiated by the replay assistant in the replay booth in the press box. He can initiate as many review requests as he thinks necessary, no matter how many time-outs the teams may have. No time-out will be charged for a review initiated from the replay booth.

REFEREE REVIEW:

All replay reviews will be conducted by the referee on a field-level monitor after consultation with the other covering officials on the play. A decision will be reversed only when the referee has **indisputable visual evidence** that the call should be changed. The referee cannot initiate a replay in any instance.

TIME LIMIT:

Reviews will be a maximum of 90 seconds, timed from when the referee puts on the head phones to the replay booth.

REVIEWABLE PLAYS:

The instant replay system will cover a variety of plays in three main areas:

1. sideline, goal line, end zone, and end-line plays;
2. passing plays;
3. other detectable infractions, such as a runner ruled down not by defensive contact, and the number of players on the field.

COLLEGE FREE AGENTS



CHRIS ARCHIE — WR

Ht: 6-4

College: Eastern Michigan

Wt: 204

Born: 7-9-79



9

A tall, strong receiver who should be able to handle physical play in the NFL ... Had 22 receptions for 207 yards and 2 touchdowns in 11 games (three starts) last season at Eastern Michigan ... Played at EMU only in 2001 ... Began his college career with the University of Cincinnati in 1997-98, and was out of major college football in 1999-2000, playing in 1999 at Grand Rapids (Mich.) Community College ... Enrolled at EMU in time for 2001 spring drills ... Was redshirted at Cincinnati in 1997, and

played in 10 games for Bearcats in '98, with 11 catches for 176 yards and 1 TD ... At Eastern Michigan, had TD receptions of 14 yards vs. Buffalo on Oct. 27 and 28 yards at Central Michigan on Nov. 10 ... At Cincinnati in 1998, Archie's TD reception was a 34-yarder from Deontey Kenner at Syracuse ... Hometown is Detroit, Mich. ... Attended Renaissance High School, where he was named honorable mention all-state and first-team All-Detroit as a senior ... Played WR and QB in high school, and he also lettered twice in track and once in basketball ... Signed a two-year Bengals contract on 5-16-02.



JUSTIN BLAND — OT

Ht: 6-5

College: Missouri

Wt: 340

Born: 2-11-80



60

A massive tackle with good athletic ability for his size, Bland closed his college football career with 33 consecutive starts at strong tackle against Missouri's rugged Big 12 schedule ... Part of an offensive line that led the Big 12 in 2001 in fewest sacks allowed (6), ranking third in the nation ... Earned honorable mention all-conference honors for the second straight year in 2001, and served as a team captain ... Helped MU tailbacks rush for 100-plus yards in

four of the last six games ... Supported Missouri rushing performances of 231 yards at Kansas and 229 yards against Iowa State ... Broke into the Tiger lineup as a true freshman in 1998, playing mostly on special teams ... Hometown is Chillicothe, Mo. ... Two-time all-state football selection at Chillicothe High School, where he also earned all-state basketball honors in 1998 and was nominated for the McDonald's All-American Basketball Team ... Majored in general agriculture at Missouri ... Signed a two-year Bengals contract on 4-23-02.



JOHN GRABOWSKI — OT

Ht: 6-5

College: Eastern Michigan

Wt: 313

Born: 3-23-79



61

Four-year letterman at Eastern Michigan, Grabowski started 33 consecutive games at left tackle during his final three seasons ... Played every offensive snap as a senior and as a junior ... Named Offensive Eagle of the Week for his performances against Buffalo in 2001, and against Toledo and Bowling Green in 2000 ... Sat out the 1997 season as a redshirt freshman, and made his playing debut in '98, seeing action in the final eight games as an offensive line reserve ... Hometown is South Holland, Ill. ... Attended Mt.

Carmel High School, where he played on a 1996 state championship team that posted a 14-0 record and was ranked sixth nationally by *USA Today* ... Also lettered in track in high school ... Completed work on his bachelor's degree in marketing in Dec. 2000, and worked on his master's degree during 2001 football season ... Elected in high school to National Honor Society, and in college to Mid-American Conference Academic Honor Roll ... Full name is John Joseph Grabowski ... Last name is pronounced "gruh-BOW(ryhmes with cow)-skee ... Signed a two-year Bengals contract on 4-23-02.

PASSING FANCY

QB **Boomer Esiason** passed for more than 300 yards in a game a team-record 23 times during his Bengals career (1984-92, 1997). QB **Ken Anderson** (a Bengal from 1971-86) ranks second in 300-yard passing games with 19.

**ROBERT GRANT — FS****Ht:** 6-0**College:** Hawaii**Wt:** 200**Born:** 8-26-80**49**

A running back for his first three Hawaii seasons, Grant switched to linebacker in 2001 and had a productive, playmaking year ... In 2002, the talented 200-pounder will attempt the transition to free safety in the NFL ... Played 12 games with two starts last season and finished sixth on the team in tackles with 71 (40 solo) ... Tied school record by blocking 2 kicks (both punts) Oct. 6 at SMU, and had 2

interceptions, including a 26-yarder for a TD Oct. 13 vs. UTEP ... Ranked second on team in both INTs (2) and passes defended (10), and he also had 2 sacks for 28 yards and 2 forced fumbles ... Played 44 games in his UH career, posting 115 rushing yards (with 1 TD) and 26 receiving yards during his first three seasons ... Hometown is Oakland, Calif. ... Lettered in football, basketball and track at Skyline High School ... Signed a two-year Bengals contract on 4-29-02.

**GAVIN HOFFMAN — QB****Ht:** 6-5**College:** Pennsylvania**Wt:** 232**Born:** 12-13-78**19**

Tall and physically strong, Hoffman passed his way into Penn's long football history with career records for passing yards (7542), touchdowns (50), completions (651) and attempts (1004) ... His 64.8 completion percentage at Penn ranks second all-time in Ivy League history ... Played three seasons (1999-2001) at Penn after transferring from Northwestern ... Started all 12 games as a freshman at Northwestern in 1998, throwing for 2199 yards and 13 TDs, including an 81-yarder ... As a junior in 2000, became the sixth player in Penn history to win the Asa A. Bush-

nell Cup as the Ivy League's Most Valuable Player, completing 70.5% of his passes (272-386) for 3214 yards, 24 TDs and 14 INTs ... Passed for school-record 476 yards against Brown on 10-28-00 ... The 2000 Penn club finished first in Division I-AA in passing (342.7 yards per game) ... As a senior in 2001, completed 179 of 282 (63.5%) for 2000-12-6 ... Hometown is Wayzata, Minn. ... Lettered in baseball, football and hockey at Breck High School, setting 13 school records in football and earning numerous awards, including Gatorade Player of the Year in Minnesota ... Signed a two-year Bengals contract on 4-29-02.

**HAROLD JACKSON — FB****Ht:** 6-1**College:** Temple**Wt:** 255**Born:** 1-31-78**38**

A bruising blocker with deceptive speed, Jackson played in all 22 games for Temple during the 2000-01 seasons ... Aided rushing attack to an average of 117.9 yards per game as a senior in 2001 ... Rushed for 137 yards on 22 carries as a senior (6.2-yard avg.) and had 2 pass receptions for 7 yards, including one catch for a touchdown ... Earned Co-Offensive MVP of the game honors from the coaching staff for his performance as a senior vs. Rutgers, rushing 6 for 38 (6.3) and helping RB Tanardo Sparks to 149 yards on 18 carries ... Had season-high

62 rushing yards on 5 carries (12.4) as a senior vs. UConn ... Began his college career in 1997 at North Carolina State, sitting out his first year as a redshirt and playing in five games in '98 ... Scored a TD for N.C. State vs. Maryland in '98 ... Played in 1999 at Lackawanna Junior College in Scranton, Pa., before moving to Temple in 2000 ... Hometown is Wilkes-Barre, Pa. ... Attended GAR Memorial High School, where he earned all-state honors while posting school records for rushing yards in a career (4757), season (2585) and game (384) ... Business administration major at Temple ... Signed a two-year Bengals contract on 4-23-02.

DEFENSE DOES ITS PART

The Bengals' 61-17 victory at the Astrodome in Houston on Dec. 17, 1972 — tied for most points ever scored by Cincinnati — stands also as the only game in which the Cincinnati defense has scored three touchdowns.

All three TDs came on interception returns. CB **Lemar Parrish** scored on returns of 25 and 33 yards, and S **Neal Craig** scored from 63 yards.

**STEPHON KELLY — FS****Ht:** 6-2**College:** Winston-Salem State**Wt:** 212**Born:** 10-20-79**45**

Big, lanky safety prospect who made his mark on the NCAA Division II ranks at Winston-Salem State and went on to play in the 2001 Blue-Gray Game ... Named as Defensive Player of the Year as a senior in the Central Intercollegiate Athletic Association ... Also named an SBN Black College All-American, and earned national honors from the American Football Coaches Association ... Led the CIAA and ranked fifth nationally last season in interceptions (8), and had 162 INT return yards ... Led the nation in passes defended (31), and scored a TD on a 12-yard

fumble return ... Had 56 tackles in helping lead Rams defense to national rankings in scoring defense (second), turnover differential (fifth) and total defense (ninth) ... Captain for 2002 Cactus Bowl (Division II all-star game), where he posted 9 tackles and an interception ... Had 6 tackles in the Blue-Gray game ... Earned first-team All-CIAA honors as a junior in 2000, with conference-leading 7 INTs and 57 tackles, plus a blocked kick ... Transferred to WSSU after two seasons at South Carolina State ... Hometown is Dorchester, S.C. ... First name is pronounced "stuh-FAHN" ... Signed a two-year Bengals contract on 4-23-02.

**DWAYNE LEVELS — MLB****Ht:** 6-2**College:** Oklahoma State**Wt:** 259**Born:** 5-9-79**47**

Levels led his team in total tackles (110) and solos (53) last season, and was hailed in OSU press material as "one of the most effective linebackers ever to wear an Oklahoma State uniform" ... Played 44 games in his career and totaled 286 tackles (172 solo), including 25 tackles for loss (for 62 yards) ... Credited with 20 tackles (11 solo) in win over Baylor ... Named second-team All-Big 12 by the *Associated Press* last season, when his other stats included 10 tackles for loss (for 24 yards), 2 forced fumbles, 6 pass-

es defended and a 57-yard INT return for a TD ... Also led the team in tackles as a junior in 2000, posting 95 (75 solo) with 9 TFL, 3 passes defended and 1 sack ... Played in 11 games with three starts as a sophomore, and played in 11 with two starts as a freshman ... Sat out as redshirt in 1997 ... Has posted a 320-pound bench press and a 440-pound squat ... Hometown is Richardson, Texas (in Greater Dallas) ... Earned all-district honors at Richardson High School ... Civil engineering major at OSU ... Hobbies include listening to music and drawing ... Signed three-year Bengals contract on 4-23-02.

**KWAZEON LEVERETTE — WR****Ht:** 6-1**College:** Syracuse**Wt:** 190**Born:** 12-3-75**18**

Leverette had only 6 receptions at Syracuse while playing in a rotation system at WR, but Bengals scouts considered him an excellent sleeper prospect ... "He's intelligent, he's got good size and good hands, and he can really run," said Duke Tobin, Cincinnati's director of player personnel. "Plus, he showed us a lot of toughness playing long snapper for them for two years" ... Leverette has been clocked at 4.39 seconds in the 40-yard dash ... Averaged 27.2 yards on his 6 receptions last season, including a 59-yarder against Temple ... Had 6 tackles on special teams ... Did not have a catch as a junior in 2000, but

played in every game, primarily on special teams as the long snapper ... Transferred to Syracuse from SUNY-Morrisville, where he caught 44 passes for 653 yards in 1999 while leading the team to a tie for Northeast Football Conference title ... Born in Dade, Fla., but attended high school in Yonkers, N.Y. ... Was a four-year football star at Lincoln High School, scoring 56 career touchdowns, and was a team captain as a junior and a senior ... Graduated from high school in spring of 1995, but did not enter college (SUNY-Morrisville) until September of '98 ... Psychology major at Syracuse ... Name is pronounced "KWAH-zee-ahn LEV-er-et" ... Signed a two-year Bengals contract on 4-23-02.

**DARCEY LEVY — WR****Ht:** 6-2**College:** Pittsburgh**Wt:** 202**Born:** 7-5-79**15**

Former RB and kickoff returner made only 1 pass reception in his college career, but has high upside potential ... "In terms of size, strength and speed, Darcey would be near the top on just about anyone's list," says Bengals WR coach Steve Mooshagian. "He's been timed as low as 4.28 (in the 40-yard dash), he's 6-2 and 200 pounds, and he's extremely strong. He obviously doesn't have statistics, but when you're talking rookie free agents, there's no reason not to take a chance on a guy with his measurables" ... Levy lettered two years (2000-01) at Pitt, but began his career in 1997 at Notre Dame ... Saw no action for Irish as a freshman, but played in eight games in 1998 as a

RB and KOR ... Rushed for 20 yards on 6 carries, including at 3-yard TD vs. Michigan State, and averaged 23.3 yards on 7 KOR ... Did not play football in 1999, attending Front Range Community College (Colo.) ... In 2000 at Pitt, averaged 15.7 yards on 7 KOR and had 1 rush for minus-1 ... Switched to WR before senior season at Pitt; had 1 catch for 9 yards ... Played in only six games, missing three with ankle sprain and missing last two due to fracture in right foot suffered during practice ... Hometown is Aurora, Colo. ... Attended Montebello High School, where he rushed for 1419 yards and scored 27 TDs as a senior, earning all-city honors (Denver area) ... Social sciences major at Pitt ... Last name is pronounced "LEE-vee" ... Signed a two-year Bengals contract on 4-23-02.

**JASON MURRAY — FB****Ht:** 6-1**College:** Notre Dame**Wt:** 252**Born:** 11-30-78**35**

A tough, reliable player in the classic fullback mode ... Spent five years in the Notre Dame program, including a redshirt year (1997) and one year lost to a shoulder injury ('99) ... Shared time as a senior in fullback rotation with Tom Lopienski and Mike McNair, and was known as one of the hardest hitters in the Fighting Irish lineup ... Saw his most playing time at fullback as a junior in 2000 season, getting extra time due to injury to Lopienski, and also played in the Tostitos Fiesta Bowl vs. Oregon State ... Caught a 6-yard touchdown pass vs. Michigan State as a junior, notching the contest's first score and his first career reception ... Played the last nine games as a fresh-

man in the 1998 season, including the Gator Bowl against Georgia Tech ... Used primarily as a blocker, he finished his career with 38 rushing yards on 12 carries and 2 pass receptions for 12 yards ... Hometown is Belle Vernon, Pa. ... Earned honorable mention All-America honors from *USA Today* at Belle Vernon High School, where he rushed for 1692 yards with an 8.4 avg. as a senior, scoring 20 touchdowns for a team with a 12-1 record ... Rushed for even more yards as a prep junior, gaining 2035 with a 9.3 average and scoring 19 touchdowns for Class 3A state champions ... His very first and very last carries in high school each resulted in 58-yard TDs ... Accounting major at Notre Dame ... Signed a two-year Bengals contract on 4-23-02.

**REGGIE MYLES — CB****Ht:** 5-11**College:** Alabama**Wt:** 185**Born:** 10-10-79**37**

Myles was a four-year contributor in the highly competitive Alabama program, posting 9 interceptions and ranking fifth all-time in the program with 204 INT return yards ... Played in 10 games with six starts as a senior, logging 54 tackles, 1 interception and 2 fumble recoveries ... Returned 1 of his fumble recoveries 42 yards for a touchdown vs. Arkansas ... Played in all 11 games as a junior, with three starts, and had a 91-yard INT return for a touchdown vs. UCLA, fourth-longest in school history, plus 9 tackles ... Had 38 tackles, 7 passes defensed and 2 INTs for his full

junior season ... Started 12 of his 13 games played as a sophomore ... Played most of the season at CB before a late switch to FS, and had his highest season interception total with 5 for 72 yards ... Also had a career-high 59 tackles as a sophomore ... Had all 5 of his INTs in the last four games ... Played 10 games with four starts as a freshman, with 23 tackles and 2 sacks ... Hometown is Pascagoula, Miss. ... Was a *SuperPrep* National 50 player as a senior at Pascagoula High; considered among the South's very best cornerbacks ... General health studies major at Alabama ... Signed a two-year Bengals contract on 4-23-02.

**JERMAINE PETTY — MLB****Ht:** 6-3**College:** Arkansas**Wt:** 261**Born:** 2-1-78**40**

A bruising 261-pound presence in the middle, Petty steamrolled Southeastern Conference ballcarriers for a conference-leading 140 tackles (80 solo) during the regular season in 2001 ... Earned first-team All-America honors from American Football Coaches Association, and was first-team All-SEC by the *Associated Press* ... Won weekly awards as Bronko Nagurski National Defensive Player of the Week for his efforts against Ole Miss (20 tackles) and Mississippi State (14 tackles, 4 for losses) ... In memorable 58-56 victory over Ole Miss on Nov. 3, made the game-saving tackle, stopping TE Doug Zeigler short of the end zone on a two-point conversion try in the seventh extra period ... Had an 88-yard INT return for a TD vs. Auburn ... Topped SEC tackles list for 11 straight

weeks to end the season, and his average of 12.7 tackles per game ranked 13th nationally ... His 140 total tackles ranked fifth in Razorback history ... Led team in tackles for loss (13) and had 1.5 sacks ... Had 10 tackles (5 solo) in Cotton Bowl vs. Oklahoma ... A late bloomer in the Razorback program, he had only 48 total tackles in his first two seasons (1999-2000), playing mostly on the defensive line ... Switched to MLB as a senior ... Sat out as a redshirt in 1997 at Butler County (Kan.) Community College, and earned junior college All-America honors at Butler in '98 ... Hometown is Inman, S.C. ... Played tailback and linebacker at Chapman High School ... Also lettered in track and field, basketball and baseball, and was drafted by Atlanta Braves as a pitcher and outfielder ... Sociology major at Arkansas ... Signed a two-year Bengals contract on 4-23-02.

**PIG PRATHER — SS****Ht:** 6-0**College:** Mississippi State**Wt:** 200**Born:** 8-8-79**42**

A second-team All-American at Mississippi State in 2000, Prather made a gutsy comeback in 2001 but was unable to retain his prospects for being a high NFL draft pick ... He returned from a serious knee injury (torn left ACL) which he had suffered against Arkansas in Week 10 of the 2000 campaign ... Started all 11 games in 2001, with 71 tackles (57 solo) and 2 sacks, and averaged 22.8 yards on 25 KOR ... First-team All-SEC from *Associated Press* ... But as a senior, he could not match the performance he had made as a junior before suffering the knee injury ... As a junior, he was named second-team All-American by *The Sporting News* and was a semifinalist for the National Defensive Player of the Year Award from *Football*

News ... His junior season statistics included 78 tackles, a team-leading 5 sacks, 11 TFL, 3 forced fumbles, 2 fumble recoveries and 1 INT ... Averaged 23.6 yards on kick-off returns for his career ... Hometown is Falkner, Miss. ... Attended Falkner High School, earning all-state honors at CB while also rushing for 3116 yards with 37 TDs over his last two seasons ... Also earned all-state honors in basketball ... Was allowed under state rules to begin playing on his high school team as an eighth-grader ... Full name is Edward Devon Prather ... Adopted nickname "Pig" as a child, after it was hung on him by his teachers due to his eating habits ... An interdisciplinary studies major at Mississippi State, he earned a spot on the SEC Academic Honor Roll ... Last name is pronounced "PRAY-thur" ... Signed a two-year Bengals contract on 4-23-02.

**TITO RODRIGUEZ — OLB****Ht:** 6-0**College:** Central Florida**Wt:** 245**Born:** 8-16-79**46**

Rodriguez led Central Florida in tackles as both a junior and a senior ... Tallied 143 stops (100 solo) last season and was named to the *Football News* All-Independent team for the second straight year ... Had double-digit tackles in eight games in 2001, including a school record-tying 23 vs. Arkansas ... Posted 19 tackles vs. Utah State, 16 vs. Virginia Tech, and 15 vs. Syracuse ... His team-leading total was 120 tackles as a junior (with 80 solo), and he did it despite missing the first two games with a knee injury ... Finished second in the nation in tackles per games

played (13.4) ... Had 19 tackles in junior season vs. Northern Illinois, and posted 18 vs. Virginia Tech ... Played four seasons at UCF (1998-2001) and had career totals of 321 tackles (218 solo), 5 sacks, 17 TFL and 7 passes defended ... Redshirted in 1997 at UCF and was named Outstanding Player on defensive scout team ... Hometown is Lehigh Acres, Fla. ... Attended Lehigh Acres High School, where he excelled in football, basketball and track ... Earned all-state football honors as a senior, and was a two-time district champion in the discus ... Education major at UCF ... First name is pronounced "TEE-toe" ... Signed two-year Bengals contract on 4-23-02.

**TIERRE SAMS — CB****Ht:** 5-9**College:** Fresno State**Wt:** 169**Born:** 9-30-77**39**

One of the top cover corners in the Western Athletic Conference, Sams is an excellent athlete who has been timed at 4.34 in the 40-yard dash ... Played in 47 games over a four-year period (1998-2001) in which Fresno State rose to its highest national prominence in the school's football history ... Made a key interception in last season's landmark come-from-behind victory over Wisconsin ... Played 14 games with 12 starts in 2001, including the Silicon Valley Football Classic vs. Michigan State ... As a senior, posted 67 tackles and 2 interceptions, and led the team with 10 passes defended ... Had career-high 9

tackles as a senior against both Colorado and Boise State ... Had 7 interceptions for his career ... Led the team with 4 interceptions as a junior, getting the picks in four consecutive games ... As a sophomore in 1999, scored a touchdown off a blocked punt vs. Oregon State ... Played in 10 games in 1998 as a sophomore ... Sat out the 1997 season while fulfilling academic requirements ... Hometown is Fresno, Calif. ... Attended Edison High School, where he averaged 22.4 yards per catch as a wide receiver ... Also ran track in high school, and as a junior, he posted a 10.46 time in the 100 meters that briefly led the nation ... First name is pronounced "tye-REE" ... Signed a two-year Bengals contract on 4-23-02.

**TRENT SANSBURY — TE****Ht:** 6-2**College:** Furman**Wt:** 244**Born:** 4-5-79**87**

A three-time consensus All-Southern Conference performer, Sansbury never missed a game in four seasons, playing 50 with 39 starts ... Rated among the top tight ends in school history ... During his three seasons as a starter (1999-2001), the Paladins posted a 30-9 record with two conference championships and three consecutive Division I-AA playoff appearances ... Sansbury had career highs of 44 receptions and 609 yards in 2001 as Furman posted a 12-3 record and finished as the national runner-up ... Invited to 2001 Blue-Gray All-Star Classic, but with Furman playing for the national championship, he could not get to Montgomery, Ala. in time to practice

for the Blue-Gray game ... As a blocker, he helped Furman tailback Louis Ivory become the leading rusher in school history (5353 yards) ... Helped Furman to a No. 10 national ranking in 2000, averaging 19.7 yards on 14 receptions and helping rushing attack post a school-record 307.5 yards per game average ... Joined the Furman program in 1997, but did not play as a redshirt ... Hometown is Lilburn, Ga. ... Attended Parkview High School, where he earned all-county honors playing TE, WR and CB ... Was a member of the Southern Conference Academic Honor Roll at Furman, and he earned his degree in computing business in December 2001 ... Full name is Adam Trent Sansbury ... Signed a two-year Bengals contract on 4-23-02.

**MICHAEL SLATER — WR****Ht:** 6-1**College:** Murray State**Wt:** 184**Born:** 11-7-78**16**

Slater hauled in 85 passes for 1419 yards, a 16.7-yard average, during two seasons at Murray State ... Showed himself to be a reliable clutch receiver who also has big-play ability ... Led the team in receiving yards with 819 as a junior in 2000, and led again with 600 yards last season ... Led the team in receptions (43) as a junior and ranked second on the squad (42) as a senior ... Scored 12 touchdowns, a team-leading 7 in 2000 and 5 last season, to lead the receiving corps ... Posted his 2001 totals in just eight games, as he missed the last two contests with a right knee strain ... Had 144 yards on 7 catches vs. Tennessee State, in his final game at MSU ... Also last sea-

son, he caught 7 passes for 135 yards with 3 touchdowns vs. Southeast Missouri, and caught 6 passes for 93 yards with 2 touchdowns vs. Southern Illinois ... As a junior, had a career-high 194 yards on 7 catches vs. Western Kentucky, with 3 TDs ... Played in 1998-99 at Hinds (Miss.) Community College, earning all-state junior college honors ... Helped lead Hinds to the state championship as a freshman ... Hometown is Vicksburg, Miss. ... Was a standout three-sport athlete at Vicksburg High School, earning all-state honors in football and basketball and winning Class 5A state track titles in the 110 meters, triple jump and mile relay ... Outdoor recreation major at Murray State ... Signed a two-year Bengals contract on 4-23-02.

**THATCHER SZALAY — G****Ht:** 6-4**College:** Montana**Wt:** 303**Born:** 1-18-79**66**

Named as an All-American on numerous teams last season, Szalay started every game at LG as Montana finished 15-1 and won the Division I-AA national championship ... Key performer and team captain for an offense that averaged 419.2 yards and 33.8 points per game ... Also earned All-America honors as a junior in 2000, and over the course of a four-year career, he helped lead the Grizzlies to a 45-10 record with four Big Sky Conference championships and four NCAA playoff appearances ... Montana finished 28-3 in conference play during his career ... As a sopho-

more in 1999, he was the only underclassman to earn first-team All-Big Sky honors ... His sophomore team ranked second in the nation in scoring (46.4 points per game), total offense (517.4) and passing offense (370.0) ... Excellent athlete for his size, he has been timed at 4.9 in the 40-yard dash ... Hometown is Whitefish, Mont. ... Attended Whitefish High School, where he earned four letters in tennis as well as two in football ... An elementary education major at Montana, he was a three-time All-Big Sky Academic Team member ... Last name is pronounced "zuh-LAY" ... Signed a three-year Bengals contract on 4-23-02.

NFL'S NEW SCHEDULING FORMULA

The NFL expands to 32 teams this season with the addition of the Houston Texans. The league has realigned into eight divisions of four teams each, and the Bengals are in the new AFC North Division with Baltimore, Cleveland and Pittsburgh.

Under the new scheduling formula, every team in a division will play 16 games as follows:

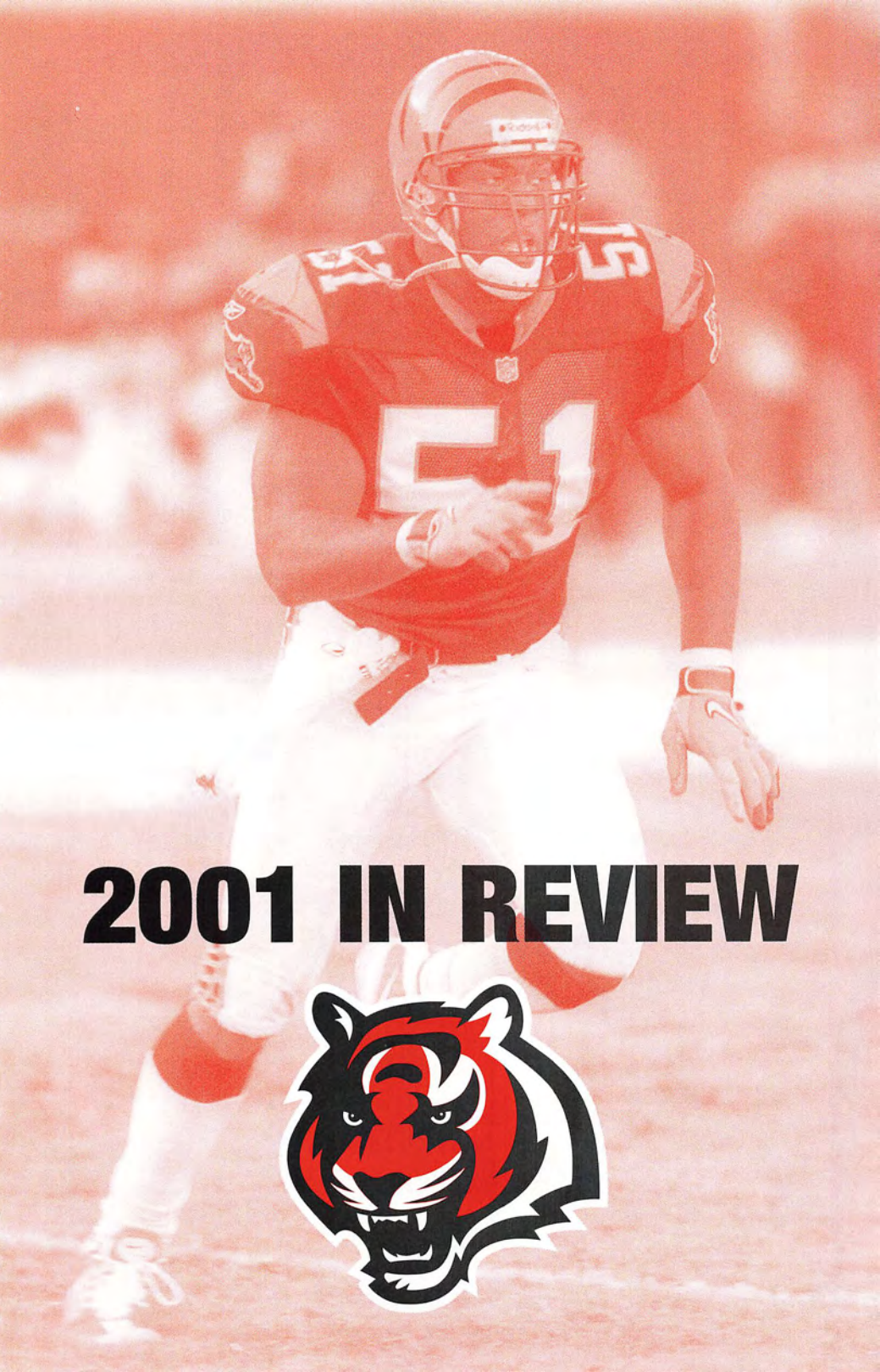
- Home and away games against its three division opponents.
- One game against each team from another division within its conference on a rotating three-year cycle. The Bengals and the other AFC North teams are matched in 2002 against the AFC South, comprised of Houston, Indianapolis, Jacksonville and Tennessee.
- One game against each team from a division in the other conference on a rotating four-year cycle. The Bengals and the other AFC North teams are matched in 2002 against the NFC South, comprised of Atlanta, Carolina, New Orleans and Tampa Bay.
- Two intraconference games based on the prior year's standings. Based on a team's finish in its division, it will play the teams that finished in the same spot in two other divisions within the conference. These two divisions will be the divisions against which the team it is not scheduled in the three-year rotation cycle. In Cincinnati's case, the Bengals' 2001 record would have made them the fourth-place team in the AFC North, and thus Cincinnati plays Buffalo and San Diego — the fourth-place teams in the AFC East and AFC West.
- For a list of the Bengals' known opponents for the 2003 through 2009 seasons, please see page 271.

BENGALS DOUBLE-DIGIT CLUB

Through 2001, 20 players shared the distinction of having played 10 or more seasons for the Bengals:

Player, Pos.	Years	Seasons
Ken Anderson, QB	16	1971-86
Ken Riley, CB	15	1969-83
Reggie Williams, LB	14	1976-89
Jim Breech, K	13	1980-92
Anthony Munoz, OT	13	1980-92
Joe Walter, OT	13	1985-97
Isaac Curtis, WR	12	1973-84
Bob Johnson, C	12	1968-79
Bruce Kozerski, OL	12	1984-95
Tim Krumrie, NT	12	1983-94
Jim LeClair, LB	12	1972-83

Player, Pos.	Years	Seasons
Glenn Cameron, LB	11	1975-85
Rodney Holman, TE	11	1982-92
Lee Johnson, P-K	11	1988-98
Max Montoya, G-OT	11	1979-89
Louis Breeden, CB	10	1978-87
Boomer Esiason, QB	10	1984-92, 97
Dave Lapham, G	10	1974-83
Pat McNally, P-WR	10	1976-85
Bob Trumpy, TE-WR	10	1968-77



2001 IN REVIEW



BENGALS 2001 STATISTICS

WON 6, LOST 10

DATE	W/L	SCORE	OPPONENT	ATT
Sept. 9	W	23-17	New England	51,521
Sept. 23	W	21-10	Baltimore	51,121
Sept. 30	L	14-28	at San Diego	56,048
Oct. 7	L	7-16	at Pittsburgh	62,335
Oct. 14	W	24-14	Cleveland	64,217
Oct. 21	L	0-24	Chicago	63,408
Oct. 28	W	31-27	at Detroit	69,343
Nov. 11	L	13-30	at Jacksonville	57,161
Nov. 18	L	7-20	Tennessee	63,865
Nov. 25	L	0-18	at Cleveland	72,918
Dec. 2	L	13-16 OT	Tampa Bay	52,135
Dec. 9	L	10-14	Jacksonville	44,920
Dec. 16	L	14-15	at New York Jets	77,745
Dec. 23	L	0-16	at Baltimore	68,987
Dec. 30	W	26-23 OT	Pittsburgh	63,751
Jan. 6	W	23-21	at Tennessee	68,798

TEAM STATISTICS	BENGALS	OPP.
Total First Downs	294	281
Rushing	96	86
Passing	176	173
Penalty	22	22
3rd Down: Made-Att.	93-243	86-225
3rd Down Pct.	38.3	38.2
4th Down: Made-Att.	6-23	5-13
4th Down Pct.	26.1	38.5
Possession Avg.	29:16	30:44
Total Net Yards	4800	4832
Avg. Per Game	300.0	302.0
Total Plays	1071	1013
Avg. Per Play	4.5	4.8
Net Yards Rushing	1712	1675
Avg. Per Game	107.0	104.7
Total Rushes	441	453
Net Yards Passing	3088	3157
Avg. Per Game	193.0	197.3
Sacked-Yards Lost	28-203	48-320
Gross Yards	3291	3477
Att.-Completions	602-322	512-311
Completion Pct.	53.5	60.7
Had Intercepted	26	13
Punts-Avg.	86-39.6	86-41.2
Net Punting Avg.	33.6	34.8
Penalties-Yards	103-870	101-837
Fumbles-Ball Lost	28-11	33-15
Touchdowns	25	35
Rushing	11	10
Passing	12	23
Returns	2	2

SCORE BY PERIODS	1	2	3	4	OT	PTS
Bengals	27	75	56	65	3	226
Opponents	67	83	79	77	3	309

RUSHING	No	Yds	Avg	Lg	TD
Corey Dillon	340	1315	3.9	96-1	10
Brandon Bennett	50	232	4.6	36	0
Jon Kitna	27	73	2.7	20	1
Curtis Keaton	5	48	9.6	21	0
Akili Smith	6	20	3.3	6	0
Peter Warrick	8	14	1.8	13	0
Lorenzo Neal	5	10	2.0	4	0

Bengals	441	1712	3.9	96-1	11
Opponents	453	1675	3.7	48	10

RECEIVING	No	Yds	Avg	Lg	TD
Peter Warrick	70	667	9.5	33	1
Darnay Scott	57	819	14.4	49	2
Corey Dillon	34	228	6.7	17	3
Chad Johnson	28	329	11.8	28	1
Ron Dugans	28	251	9.0	31	2
T.J. Houshmandzadeh	21	228	10.9	23	0
Brandon Bennett	20	150	7.5	15	0
Lorenzo Neal	19	101	5.3	12	1
Danny Farmer	15	228	15.2	27	1
Tony McGee	14	148	10.6	25-1	1
Marco Battaglia	13	118	9.1	17	0
Kirk McMullen	2	15	7.5	11	0
Curtis Keaton	1	9	9.0	9	0

Bengals	322	3291	10.2	49	12
Opponents	311	3477	11.2	47	23

INTERCEPTIONS	No	Yds	Avg	Lg	TD
Kevin Kaesviharn	3	41	13.7	29	0
Artrell Hawkins	3	26	8.7	22	0
Justin Smith	2	28	14.0	21	0
Takeo Spikes	1	66	66.0	66-1	1
Darryl Williams	1	16	16.0	16	0
Chris Carter	1	10	10.0	10	0
Brian Simmons	1	5	5.0	5	0
Mark Roman	1	0	0.0	0	0

Bengals	13	192	14.8	66-1	1
Opponents	26	392	15.1	64	0

PUNTING	No	Yds	Avg	Net	TB	In20	Lg	B
Nick Harris	84	3372	40.1	33.9	6	21	57	1
Neil Rackers	1	32	32.0	12.0	1	0	32	0

Bengals	86	3404	39.6	33.6	7	21	57	1
Opponents	86	3541	41.2	34.8	13	29	76	0

PUNT RETURNS	Ret	FC	Yds	Avg	Lg	TD
Peter Warrick	18	10	116	6.4	31	0
T.J. Houshmandzadeh	12	5	163	13.6	86	0
Danny Farmer	1	1	11	11.0	11	0

Bengals	31	16	290	9.4	86	0
Opponents	47	17	374	8.0	24	0

SCORING	Total TDs	TD Rush	TD Rec	TD PR	TD KOR	TD Int Rt	TD FR Rt	TD BFG Rt	TD BP Rt	Kick PAT	FG	2-Pt Conv	S	TP
Corey Dillon	13	10	3	0	0	0	0	0	0	—	—	0	0	78
Neil Rackers	0	0	0	0	0	0	0	0	0	23-24	17-28	0	0	74
Ron Dugans	2	0	2	0	0	0	0	0	0	—	—	1	0	14
Darnay Scott	2	0	2	0	0	0	0	0	0	—	—	0	0	12
Danny Farmer	1	0	1	0	0	0	0	0	0	—	—	0	0	6
Chad Johnson	1	0	1	0	0	0	0	0	0	—	—	0	0	6
Jon Kitna	1	1	0	0	0	0	0	0	0	—	—	0	0	6
Tony McGee	1	0	1	0	0	0	0	0	0	—	—	0	0	6
Lorenzo Neal	1	0	1	0	0	0	0	0	0	—	—	0	0	6
Brian Simmons	1	0	0	0	0	0	1	0	0	—	—	0	0	6
Takeo Spikes	1	0	0	0	0	1	0	0	0	—	—	0	0	6
Peter Warrick	1	0	1	0	0	0	0	0	0	—	—	0	0	6
Bengals	25	11	12	0	0	1	1	0	0	23-24	17-28	1-1	0	226
Opponents	35	10	23	0	1	0	0	0	1	29-31	22-30	1-4	1	309

KICKOFF RETURNS	No	Yds	Avg	Lg	TD
Curtis Keaton	42	891	21.2	64	0
T.J. Houshmandzadeh	10	185	18.5	23	0
Brandon Bennett	4	60	15.0	19	0
Rudi Johnson	4	79	19.8	25	0
Brock Gutierrez	2	15	7.5	8	0

Bengals	62	1230	19.8	64	0
Opponents	46	1157	25.2	101-1	1

FIELD GOALS	1-19	20-29	30-39	40-49	50+	Total
Neil Rackers	0-0	4-6	8-11	4-9	1-2	17-28

Bengals	0-0	4-6	8-11	4-9	1-2	17-28
Opponents	0-0	8-8	6-9	7-11	1-2	22-30

FIELD GOAL ATTEMPTS BY GAME:

Neil Rackers: (36G, 47G, 33G) (43N, 39N, 45N) (-) (51N) (27G, 22N, 42G, 21G) (39N) (47N, 39G) (26G, 52G) (-) (43N, 47N) (23G, 41G) (47G) (-) (-) (32N, 28N, 34G, 31G) (30G, 33G, 34G).

Opponents: (39G) (38G) (38N) (26G, 42G, 48G) (-) (48G, 43N) (51G, 24G) (-) (41G, 37G) (23G, 27G, 23G, 33G) (43N, 38G, 48G, 51N, 21G) (44N) (40N, 24G, 34N) (43G, 29G, 33N, 43G) (38G) (-).

PASSING	Att	Cmp	Yds	Cmp %	Yds/Att	TD	TD %	Int	Int %	Lg	Sacks-Yds	Rat
Jon Kitna	581	313	3216	53.9	5.54	12	2.1	22	3.8	49	25-185	61.1
Scott Mitchell	12	4	38	33.3	3.17	0	0.0	3	25.0	16	2-15	3.5
Akili Smith	8	5	37	62.5	4.63	0	0.0	0	0.0	14	1-3	73.4
Corey Dillon	1	0	0	0.0	0.00	0	0.0	1	100.0	0	0-0	0.0
Bengals	602	322	3291	53.5	5.47	12	2.0	26	4.3	49	28-203	58.1
Opponents	512	311	3477	60.7	6.79	23	4.5	13	2.5	47	48-320	85.4

2001 DEFENSIVE & SPECIAL TEAMS STATISTICS

— Coaches' Statistics —

DEFENSE

Player	ST	AT	TT	Sks-Yds	Int-Yds	PBU	FF	FR-Yds
Takeo Spikes	114	59	173	6-58	1-66	4	1	0-0
Brian Simmons	79	60	139	6.5-41	1-5	4	2	0-0
Cory Hall	43	46	89	0-0	0-0	4	0	1-73
Chris Carter	42	39	81	0-0	1-10	5	0	1-12
JoJuan Armour	36	41	77	0-0	0	5	0	0-0
Artrell Hawkins	44	27	71	0-0	3-26	8	2	1-0
Oliver Gibson	47	23	70	3-16	0-0	2	0	1-0
Justin Smith	60	7	67	8.5-76	2-28	1	0	0-0
Steve Foley	42	24	66	0-0	0-0	0	2	0-0
Vaughn Booker	37	17	54	1.5-8	0-0	2	0	0-0
Mark Roman	38	13	51	2-10	1-0	7	0	1-(-1)
Darryl Williams	20	27	47	3.5-22	1-16	2	1	1-0
Tony Williams	27	19	46	5-25	0-0	0	0	2-0
Robert Bean	35	7	42	0-0	0-0	4	1	0-0
Reinard Wilson	31	10	41	9-47.5	0-0	2	1	2-0
Canute Curtis	13	13	26	0-0	0-0	1	0	0-0
Bernard Whittington	17	8	25	0-0	0-0	1	0	0-0
Kevin Kaesviharn	16	8	24	0-0	3-41	5	0	0-0
Rodney Heath	12	5	17	0-0	0-0	5	1	1-0
Adrian Ross	11	5	16	1-6	0-0	0	0	0-0
Glen Steele	8	6	14	1-4.5	0-0	2	1	1-0
Tom Carter	9	1	10	0-0	0-0	3	0	0-0
Ligarius Jennings	6	0	6	0-0	0-0	0	0	0-0
Jevon Langford	2	0	2	0-0	0-0	0	0	0-0
Mario Monds	1	0	1	0-0	0-0	0	0	0-0
(team)	—	—	—	1-6	—	—	—	—

SPECIAL TEAMS

Player	ST	AT	TT	FF	FR-Yds	BP	BFG	BXP
Ron Dugans	23	0	23	0	0-0	0	0	0
Adrian Ross	18	0	18	0	0-0	0	0	0
Chris Carter	17	0	17	0	1-0	0	0	0
JoJuan Armour	15	0	15	0	0-0	0	0	0
Canute Curtis	15	0	15	1	1-3	0	0	0
Darryl Williams	8	0	8	0	0-0	0	0	0
Kevin Kaesviharn	7	0	7	0	0-0	0	0	0
Robert Bean	6	0	6	0	1-10*	0	0	0
Brad St. Louis	6	0	6	0	0-0	0	0	0
Ligarius Jennings	5	0	5	0	0-0	0	0	0
Reinard Wilson	4	0	4	0	0-0	0	0	0
Randy Chevier	3	0	3	0	0-0	0	0	0
Cory Hall	3	0	3	0	0-0	0	0	0
Riali Johnson	3	0	3	0	0-0	0	0	0
Neil Rackers	3	0	3	0	0-0	0	0	0
Mark Roman	3	0	3	0	0-0	0	0	0
Brandon Bennett	2	0	2	0	0-0	0	0	0
Steve Foley	2	0	2	0	0-0	0	0	0
Lorenzo Neal	2	0	2	0	0-0	0	0	0
Nick Harris	1	0	1	0	0-0	0	0	0
Rodney Heath	1	0	1	0	0-0	0	0	0
Brian Simmons	1	0	1	0	0-56*	0	0	0

*NOTE: Robert Bean recovered a fumble Dec. 30 vs. Pittsburgh on a Steelers field-goal attempt and returned it 10 yards before lateraling the ball to Brian Simmons, who returned it an additional 56 yards for a TD.

IN THE NFL IN 2001...

- Five of the six divisions had new champions, the fourth year in a row that at least five of the six titlists were new. In the past five years, 25 out of 30 division champs were new from the year before — that's 83 percent.
- Eleven teams finished with 10 or more wins — one below the league's season record of 12 such teams in 1986, '91 and 2000.
- There were five 12-win teams (Chicago, Green Bay, Pittsburgh, St. Louis and San Francisco), tying 1998 and '90 for the most ever. The four 12-win teams in the NFC are the most ever in the conference.
- For the fifth consecutive season, at least five teams (out of 12) that weren't in the playoffs the year before made the playoffs.
- One division — the NFC West — had its sixth new division champion (St. Louis) in the past six seasons. Since 1997, no division has had fewer than three new titlists.

BENGALS 2001 GAME-BY-GAME TEAM STATISTICS

BENGALS

GAME	TOT YDS	RUSH YDS	NET PASS YDS	COMP- ATT	TD-P/ INT	SACKS- YDS	1D	3D- CONV	F-FL	POSS
9-9 N.E.	353	157	196	18-27	1/0	1-8	18	4-13	2-1	30:57
9-23 Balt.	203	67	136	19-30	1/0	2-18	13	3-13	1-1	27:22
9-30 @S.D.	237	111	126	18-32	2/3	2-9	17	3-12	3-1	29:55
10-7 @Pitt.	214	65	149	19-34	1/1	2-15	15	5-13	0-0	26:06
10-14 Cle.	400	199	201	20-38	1/0	0-0	23	10-20	2-0	36:23
10-21 Chi.	264	35	229	19-46	0/1	2-15	16	10-19	1-0	27:26
10-28 @Det.	412	224	188	17-27	2/2	1-16	21	8-16	0-0	32:32
11-11 @Jax.	352	73	279	28-48	0/1	4-24	18	9-19	3-0	31:52
11-18 Tenn.	264	40	224	23-41	1/2	1-10	17	3-13	1-1	27:33
11-25 @Cle.	191	84	107	13-33	0/5	3-18	12	3-14	4-2	24:45
12-2 T.B.	201	86	115	19-38	1/1	3-29	17	6-16	3-1	25:26
12-9 Jax.	200	60	140	16-30	0/1	1-7	12	3-13	0-0	28:54
12-16 @NYJ	248	120	128	14-23	0/3	0-0	17	8-13	0-0	29:34
12-23 @Balt.	281	150	131	16-39	0/3	3-22	21	3-14	2-1	29:49
12-30 Pitt.	544	141	403	35-68	2/1	2-8	32	9-18	4-2	36:26
1-6 @Tenn.	436	100	336	28-48	0/2	1-4	25	6-17	2-1	31:10
TOTALS	4800	1712	3088	322-602	12/26	28-203	294	93-243	28-11	29:16

OPPONENTS

GAME	TOT YDS	RUSH YDS	NET PASS YDS	COMP- ATT	TD-P/ INT	SACKS- YDS	1D	3D- CONV	F-FL	POSS
9-9 N.E.	292	68	224	22-38	2/0	4-17	16	5-15	0-0	29:03
9-23 Balt.	382	64	318	34-64	1/3	2-11	24	6-17	3-3	32:38
9-30 @S.D.	245	133	112	12-19	1/0	2-21	16	5-13	1-0	30:05
10-7 @Pitt.	413	275	138	15-24	0/0	2-13	19	5-12	4-2	33:54
10-14 Cle.	211	40	171	14-28	2/0	3-23	15	2-11	3-1	23:37
10-21 Chi.	435	203	232	23-30	2/0	0-0	21	5-12	2-1	32:34
10-28 @Det.	276	61	215	20-35	2/2	4-24	17	5-12	2-1	27:28
11-11 @Jax.	261	97	164	20-32	2/0	3-25	21	3-11	1-0	28:08
11-18 Tenn.	293	129	164	16-25	1/1	1-8	13	8-16	2-1	32:27
11-25 @Cle.	249	78	171	16-27	1/2	3-18	14	5-17	4-1	35:15
12-2 T.B.	264	65	199	26-33	0/0	6-32	19	5-14	2-1	39:40
12-9 Jax.	255	62	193	23-32	2/1	8-49	17	8-16	1-0	31:06
12-16 @NYJ	309	113	196	17-28	2/0	0-0	17	8-14	2-0	30:26
12-23 @Balt.	305	157	148	16-30	0/0	5-33	20	5-16	2-1	30:11
12-30 Pitt.	313	73	240	19-35	3/4	2-11	16	6-17	1-1	34:26
1-6 @Tenn.	329	57	272	18-32	2/0	3-35	16	5-12	3-2	28:50
TOTALS	4832	1675	3157	311-512	23/13	48-320	281	86-225	33-15	30:44

BENGALS 2001 RED ZONE REPORT

BENGALS

Inside-20 possessions	46
Total scores	31 (67.4%)
TDs	19 (41.3%)
FGs	12 (26.1%)
No scores	15 (32.6%)
Interceptions	6 (13.0%)
Lost on downs	4 (8.7%)
Missed FGs	4 (8.7%)
Punts	1 (2.2%)

OPPONENTS

Inside-20 possessions	49
Total scores	36 (73.5%)
TDs	24 (49.0%)
FGs	12 (24.5%)
No scores	13 (26.5%)
Lost fumbles	5 (10.2%)
Missed FGs	3 (6.1%)
End of game	2 (4.1%)
Lost on downs	1 (2.0%)
Interceptions	1 (2.0%)
Punts	1 (2.0%)

BENGALS 2001 STARTING LINEUPS

OFFENSE

GAME	WR	LT	LG	C	RG	RT	TE	WR	QB	HB	FB
9-9 N.E.	Scott	Webb	O'Dwyer	Braham	Goff	Anderson	McGee	Warrick	Kitna	Dillon	Neal
9-23 Balt.	Scott	Webb	O'Dwyer	Braham	Goff	Anderson	C.Johnson (WR)	Warrick	Kitna	Dillon	Dugans (WR)
9-30 @S.D.	Scott	Webb	O'Dwyer	Braham	Goff	Anderson	McGee	Warrick	Kitna	Dillon	Neal
10-7 @Pitt.	Scott	Webb	O'Dwyer	Braham	Goff	Anderson	C.Johnson (WR)	Warrick	Kitna	Dillon	Neal
10-14 Cle.	Scott	Webb	O'Dwyer	Braham	Goff	Anderson	McGee	Warrick	Kitna	Dillon	Neal
10-21 Chi.	Scott	Webb	O'Dwyer	Braham	Goff	Anderson	McGee	Warrick	Kitna	Dillon	Battaglia (TE)
10-28 @Det.	Scott	Webb	O'Dwyer	Braham	Goff	Anderson	McGee	Warrick	Kitna	Dillon	Neal
11-11 @Jax.	Scott	Webb	O'Dwyer	Braham	Goff	Anderson	McGee	Warrick	Kitna	Dillon	Dugans (WR)
11-18 Tenn.	Scott	Webb	Rehberg	Braham	Goff	Anderson	McGee	Warrick	Kitna	Dillon	Neal
11-25 @Cle.	Scott	Webb	Rehberg	Braham	Goff	Anderson	McGee	Warrick	Kitna	Dillon	Neal
12-2 T.B.	Scott	Webb	Rehberg	Braham	Goff	Anderson	McGee	Warrick	Kitna	Dillon	Neal
12-9 Jax.	Scott	Webb	O'Dwyer	Braham	Goff	Anderson	N.Williams (H-B)	Warrick	Kitna	Dillon	Neal
12-16 @NYJ	Scott	Webb	O'Dwyer	Braham	Goff	Anderson	McMullen	Warrick	A.Smith	Dillon	Neal
12-23 @Balt.	Houshmandzadeh	Webb	O'Dwyer	Braham	Goff	Anderson	J.Stephens	Dugans	Kitna	Dillon	N.Williams (H-B)
12-30 Pitt.	Scott	Webb	Rehberg	Braham	Goff	Anderson	McMullen	Farmer	Kitna	Dillon	Stephens (TE)
1-6 @Tenn.	Scott	Webb	O'Dwyer	Braham	Goff	Anderson	C.Johnson (WR)	Warrick	Kitna	Dillon	Bennett (HB)

DEFENSE

GAME	LE	LDT	RDT	RE	LLB	MLB	RLB	LCB	RCB	SS	FS
9-9 N.E.	Booker	Gibson	T.Williams	Wilson	Foley	Simmons	Spikes	Heath	Hawkins	Hall	C.Carter
9-23 Balt.	Whittington	Gibson	T.Williams	Wilson	Foley	Simmons	Spikes	Heath	Hawkins	Hall	C.Carter
9-30 @S.D.	Booker	Gibson	T.Williams	Wilson	Foley	Simmons	Spikes	Heath	Hawkins	Hall	C.Carter
10-7 @Pitt.	Booker	Gibson	T.Williams	Wilson	Foley	Simmons	Spikes	Heath	Hawkins	Hall	C.Carter
10-14 Cle.	Booker	Gibson	Whittington	Wilson	Foley	Simmons	Ross	Heath	Hawkins	Armour	Hall
10-21 Chi.	Whittington	Gibson	Steele	J.Smith	Foley	Simmons	Spikes	Roman	Hawkins	Armour	Hall
10-28 @Det.	Booker	Gibson	Whittington	J.Smith	Foley	Simmons	Spikes	Roman	Hawkins	Armour	Hall
11-11 @Jax.	Booker	Gibson	T.Williams	J.Smith	Foley	Simmons	Spikes	Roman	Hawkins	Armour	Hall
11-18 Tenn.	Booker	Gibson	T.Williams	J.Smith	Foley	Simmons	Spikes	Roman	Hawkins	Bean (CB)	Hall
11-25 @Cle.	Booker	Gibson	T.Williams	J.Smith	Foley	Simmons	Spikes	Roman	Hawkins	Armour	Hall
12-2 T.B.	Booker	Gibson	T.Williams	J.Smith	Foley	Simmons	Spikes	Roman	Bean	Armour	Hall
12-9 Jax.	Booker	Gibson	T.Williams	J.Smith	Foley	Simmons	Spikes	Roman	Bean	Armour	Hall
12-16 @NYJ	Booker	Gibson	T.Williams	J.Smith	Curtis	Simmons	Spikes	Roman	Hawkins	Armour	D.Williams
12-23 @Balt.	Booker	Gibson	T.Williams	J.Smith	Curtis	Simmons	Spikes	Kaevsiharn	Hawkins	Armour	Hall
12-30 Pitt.	Booker	Gibson	T.Williams	J.Smith	Curtis	Simmons	Spikes	Kaevsiharn	Hawkins	Armour	Hall
1-6 @Tenn.	Whittington	Gibson	T.Williams	J.Smith	Curtis	Simmons	Spikes	Kaevsiharn	Bean	Armour	Hall

BENGALS 2001 BEST SINGLE-GAME PERFORMANCES

Rushing yards

- 184 — Corey Dillon, Oct. 28 at Detroit
- 140 — Corey Dillon, Oct. 14 vs. Cleveland
- 127 — Corey Dillon, Dec. 23 at Baltimore

Rushing attempts

- 31 — Corey Dillon, Oct. 14 vs. Cleveland
- 27 — Corey Dillon, Oct. 28 at Detroit
- 24 — Corey Dillon, Sept. 9 vs. New England
- 24 — Corey Dillon, Dec. 9 vs. Jacksonville
- 24 — Corey Dillon, Dec. 23 at Baltimore

Longest rushes

- 96 — Corey Dillon, Oct. 28 at Detroit
- 40 — Corey Dillon, Sept. 9 vs. New England
- 36 — Brandon Bennett, Dec. 30 vs. Pittsburgh (OT)

Receptions

- 10 — Peter Warrick, Dec. 30 vs. Pittsburgh (OT)
- 9 — T.J. Houshmandzadeh, Dec. 30 vs. Pittsburgh (OT)
- 9 — Darnay Scott, Jan. 6 at Tennessee

Receiving yards

- 152 — Darnay Scott, Jan. 6 at Tennessee
- 113 — Darnay Scott, Dec. 30 vs. Pittsburgh (OT)
- 109 — Peter Warrick, Dec. 30 vs. Pittsburgh (OT)

Passing yards

- 411 — Jon Kitna, Dec. 30 vs. Pittsburgh (OT)
- 340 — Jon Kitna, Jan. 6 at Tennessee
- 303 — Jon Kitna, Nov. 11 at Jacksonville

Pass attempts

- 68 — Jon Kitna, Dec. 30 vs. Pittsburgh (OT)
- 48 — Jon Kitna, Nov. 11 at Jacksonville
- 47 — Jon Kitna, Jan. 6 at Tennessee

Pass completions

- 35 — Jon Kitna, Dec. 30 vs. Pittsburgh (OT)
- 28 — Jon Kitna, Nov. 11 at Jacksonville
- 28 — Jon Kitna, Jan. 6 at Tennessee

Longest passes

- 49 — Jon Kitna to Darnay Scott, Dec. 30 vs. Pittsburgh (OT)
- 41 — Jon Kitna to Darnay Scott, Sept. 23 vs. Baltimore
- 39 — Jon Kitna to Darnay Scott, Jan. 6 at Tennessee

Yards from scrimmage

- 202 — Corey Dillon, Oct. 28 at Detroit
- 156 — Corey Dillon, Oct. 14 vs. Cleveland
- 139 — Corey Dillon, Dec. 23 at Baltimore

Longest kickoff return

- 64 — Curtis Keaton, Sept. 9 vs. New England
- 45 — Curtis Keaton, Sept. 23 vs. Baltimore
- 41 — Curtis Keaton, Nov. 18 vs. Tennessee

Longest punt return

- 86 — T.J. Houshmandzadeh, Nov. 25 at Cleveland
- 31 — Peter Warrick, Oct. 14 vs. Cleveland
- 15 — Peter Warrick, Oct. 28 at Detroit

Total tackles (coaches' stats based on film review)

- 17 — Takeo Spikes, Nov. 25 at Cleveland
- 17 — Takeo Spikes, Dec. 23 at Baltimore
- 15 — Takeo Spikes, Nov. 18 vs. Tennessee

Solo tackles (coaches' stats based on film review)

- 14 — Takeo Spikes, Dec. 23 at Baltimore
- 10 — Takeo Spikes, Sept. 9 vs. New England
- 10 — Takeo Spikes, Dec. 2 vs. Tampa Bay (OT)

Sacks

- 3 — Justin Smith, Dec. 9 vs. Jacksonville
- 3 — Reinard Wilson, Dec. 23 at Baltimore
- 2 — 5 times

2001 BENGALS REGULAR SEASON

Game 1 Bengals 23, New England 17 Sunday, Sept. 9, at Paul Brown Stadium

QB Jon Kitna led the Bengals to scores on five consecutive possessions during the second and third quarters, lifting Cincinnati from a 7-0 deficit to a 23-10 lead. New England closed the gap to 23-17 with 5:29 to play on an 8-yard pass from Drew Bledsoe to TE Jermaine Wiggins, but the Patriots failed to penetrate the Cincinnati 40-yard line the rest of the way. Bledsoe tried to sneak for a first down on fourth-and-2 from the Bengals' 41 with 2:41 remaining, but DE Bernard Whitlington led a line charge that stopped Bledsoe just short of a first down at the 39. Corey Dillon rushed for 104 yards on 24 carries for Cincinnati, including a 5-yard TD run. Kitna completed 18 of 27 passes for 204 yards with no interceptions, and had a 25-yard TD pass to TE Tony McGee.

New England	0	10	0	7	—	17
Cincinnati	0	10	13	0	—	23

TEAM	SCORING PLAY	QTR-LEFT
N.E.	T. Brown 14 pass from D. Bledsoe (A. Vinitieri kick)	2-14:55
Cin.	N. Rackers 36 field goal	2-11:22
N.E.	A. Vinitieri 39 field goal	2-6:04
Cin.	C. Dillon 5 run (N. Rackers kick)	2-2:16
Cin.	N. Rackers 47 field goal	3-12:05
Cin.	N. Rackers 33 field goal	3-6:01
Cin.	T. McGee 25 pass from J. Kitna (N. Rackers kick)	3-0:06
N.E.	J. Wiggins 8 pass from D. Bledsoe (A. Vinitieri kick)	4-5:29

Missed FG: None.

Attendance: 51,521. Time: 3:05.

NEW ENGLAND CINCINNATI

First downs	16	18
Third down conversions-attempts	5-15	4-13
Total net yards	292	353
Net yards rushing	68	157
Net yards passing	224	196
Pass attempts-completions-interceptions	38-22-0	27-18-0
Sacks against-yards lost	4-17	1-8
Punts-average	5-48.8	4-32.8
Punt returns-yards	0-0	1-4
Kickoff returns-yards	2-57	3-109
Penalties-yards	3-15	3-20
Fumbles-lost	0-0	2-1
Time of possession	29:03	30:57

RUSHING

PATRIOTS	Att	Yds	Lg	TD	BENGALS	Att	Yds	Lg	TD
A. Smith	11	33	11	0	C. Dillon	24	104	40	1
M. Edwards	4	13	5	0	B. Bennett	6	43	21	0
J. Redmond	3	12	7	0	P. Warrick	1	13	13	0
D. Bledsoe	3	10	8	0	J. Kitna	2	-3	-1	0
TOTALS	21	68	11	0	TOTALS	33	157	40	1

PASSING

PATRIOTS	Att	Cmp	Yds	TD-I	BENGALS	Att	Cmp	Yds	TD-I
D. Bledsoe	38	22	241	2-0	J. Kitna	27	18	204	1-0
TOTALS	38	22	241	2-0	TOTALS	27	18	204	1-0

RECEIVING

PATRIOTS	No	Yds	Lg	TD	BENGALS	No	Yds	Lg	TD
T. Brown	7	106	31	1	P. Warrick	7	38	9	0
B. Emanuel	4	25	16	0	D. Scott	5	104	34	0
D. Patten	3	47	32	0	C. Dillon	4	32	14	0
J. Redmond	3	24	14	0	T. McGee	1	25	25	1
J. Wiggins	3	24	12	1	R. Dugans	1	5	5	0
P. Pass	1	11	11	0					
C. Johnson	1	4	4	0					
TOTALS	22	241	32	2	TOTALS	18	204	34	1

INDIVIDUAL DEFENSE

NEW ENGLAND (press box stats) — **Leading Tackler:** M. Stevens 8-0-8. **Sacks:** (team 1-8). **Int.:** None. **FF:** T. Bruschi 1, (team 1). **FR:** R. Philter 1-0.

CINCINNATI (coaches' stats) — **Leading Tackler:** T. Spikes 10-3-13. **Sacks:** T. Spikes 1-7, A. Ross 1-6, R. Wilson 1-2, V. Booker 0.5-1, D. Williams 0.5-1. **Int.:** None. **FF:** None. **FR:** None.

Game 2 Bengals 21, Baltimore 10 Sunday, Sept. 23, at Paul Brown Stadium

The Bengals fashioned their first 2-0 start since 1995 by blitzing Baltimore with 6 takeaways (3 INTs, 3 FRs), their highest total since they had 6 at Kansas City on Oct. 1, 1989. The first key takeaway came late in the first half with the Ravens leading 3-0. LB Brian Simmons intercepted an Elvis Grbac pass in the end zone — a pass that had been tipped by three Bengals players. The second key takeaway came courtesy of the special teams, as LB Canute Curtis ripped the ball away from Ravens kickoff returner Patrick Johnson to open the second half. The Bengals took over at the Baltimore 18 and scored six plays later for a 7-3 lead. On Baltimore's first scrimmage play of the second half, Bengals LB Steve Foley stripped the ball from TE Todd Heap, and CB Rodney Heath recovered at the Ravens' 33. Again the Bengals scored six plays later for a 14-3 lead. Baltimore closed the gap to 14-10 in the fourth quarter, but LB Takeo Spikes sealed the win for Cincinnati by deflecting and intercepting a Grbac pass and returning it 66 yards for a TD. While the Bengals improved to 2-0, the Ravens dropped to 1-1.

Baltimore	3	0	0	7	—	10
Cincinnati	0	0	14	7	—	21

TEAM	SCORING PLAY	QTR-LEFT
Balt.	M. Stover 38 field goal	1-4:22
Cin.	C. Dillon 1 pass from J. Kitna (N. Rackers kick)	3-11:38
Cin.	J. Kitna 2 run (N. Rackers kick)	3-8:10
Balt.	P. Johnson 2 pass from E. Grbac (M. Stover kick)	4-13:40
Cin.	T. Spikes 66 interception return (N. Rackers kick)	4-6:04

Missed FG: N. Rackers, Cin. (43W, 39WR, 45WL).

Attendance: 51,121. Time: 3:30.

BALTIMORE CINCINNATI

First downs	24	13
Third down conversions-attempts	6-17	3-13
Total net yards	382	203
Net yards rushing	64	67
Net yards passing	318	136
Pass attempts-completions-interceptions	64-34-3	30-19-0
Sacks against-yards lost	2-11	2-18
Punts-average	5-28.4	7-43.4
Punt returns-yards	5-44	2-40
Kickoff returns-yards	4-84	3-90
Penalties-yards	7-45	8-46
Fumbles-lost	3-3	1-1
Time of possession	32:38	27:22

RUSHING

RAVENS	Att	Yds	Lg	TD	BENGALS	Att	Yds	Lg	TD
T. Allen	17	61	26	0	C. Dillon	18	57	11	0
O. Ayanbadejo	2	3	2	0	P. Warrick	1	7	7	0
E. Grbac	1	0	0	0	J. Kitna	1	2	2	1
					B. Bennett	3	1	8	0
TOTALS	20	64	26	0	TOTALS	23	67	11	1

PASSING

RAVENS	Att	Cmp	Yds	TD-I	BENGALS	Att	Cmp	Yds	TD-I
E. Grbac	63	33	326	1-3	J. Kitna	30	19	154	1-0
R. Cunningham	1	1	3	0-0					
TOTALS	64	34	329	1-3	TOTALS	30	19	154	1-0

RECEIVING

RAVENS	No	Yds	Lg	TD	BENGALS	No	Yds	Lg	TD
S. Sharpe	8	84	27	0	D. Scott	5	82	41	0
T. Allen	5	7	4	0	C. Dillon	4	1	1	1
Q. Ismail	4	62	23	0	P. Warrick	3	17	7	0
T. Taylor	4	44	13	0	M. Battaglia	2	20	17	0
P. Johnson	4	32	13	1	R. Dugans	2	12	7	0
M. Williams	3	54	46	0	T. McGee	1	8	8	0
B. Stokley	2	19	11	0	L. Neal	1	8	8	0
T. Heap	2	16	11	0	B. Bennett	1	6	6	0
O. Ayanbadejo	2	11	8	0					
TOTALS	34	329	46	1	TOTALS	19	154	41	1

INDIVIDUAL DEFENSE

BALTIMORE (press box stats) — **Leading Tackler:** C. Harris 8-1-9. **Sacks:** M. McCrary 1-10, J. Sharper 1-8. **Int.:** None. **FF:** None. **FR:** None.

CINCINNATI (coaches' stats) — **Leading Tackler:** T. Spikes 7-4-11. **Sacks:** B. Simmons 1-6, G. Steele 0.5-2.5, R. Wilson 0.5-2.5. **Int.:** T. Spikes 1-66 (TD), A. Hawkins 1-22, B. Simmons 1-5. **FF:** S. Foley 2. **FR:** C. Hall 1-72, R. Heath 1-0.

Game 3 San Diego 28, Bengals 14

Sunday, Sept. 30, at Qualcomm Stadium

The Bengals lost the turnover magic they had displayed in the previous week's victory over Baltimore, suffering four giveaways (3 INTs, 1 FL) and no takeaways in a battle of unbeaten clubs at San Diego. The game was tied 7-7 at halftime, but Cincinnati was dominated in the third quarter after having outscored its foes by 27-0 in the third period of the first two games. Chargers rookie LaDainian Tomlinson rushed for a pair of TDs in the third period, and he added a third rushing TD with a 3-yard run on the second play of the fourth quarter. Tomlinson gained 107 yards on 21 carries for the day. The Bengals tied the game just before halftime on an 8-yard pass from Jon Kitna to Chad Johnson, but Cincinnati trailed 28-7 before Kitna hit Peter Warrick for a 7-yard TD with just 1:48 remaining in the game. San Diego improved to 3-0; the Bengals dropped to 2-1.

Cincinnati	0	7	0	7	—	14
San Diego	0	7	14	7	—	28

TEAM	SCORING PLAY	QTR-LEFT
S.D.	C.Conway 19 pass from D.Flutie (W.Richey kick)	2-10:43
Cin.	C.Johnson 8 pass from J.Kitna (N.Rackers kick)	2-0:24
S.D.	L.Tomlinson 4 run (W.Richey kick)	3-8:01
S.D.	L.Tomlinson 2 run (W.Richey kick)	3-4:44
S.D.	L.Tomlinson 3 run (W.Richey kick)	4-14:15
Cin.	P.Warrick 7 pass from J.Kitna (N.Rackers kick)	4-1:48

Missed FG: W.Richey, S.D. (38WU).
Attendance: 56,048. Time: 3:09.

	CINCINNATI	SAN DIEGO
First downs	17	16
Third down conversions-attempts	3-12	5-13
Total net yards	237	245
Net yards rushing	111	133
Net yards passing	126	112
Pass attempts-completions-interceptions	32-18-3	19-12-0
Sacks against-yards lost	2-9	2-21
Punts-average	6-39.2	6-40.2
Punt returns-yards	2-11	4-24
Kickoff returns-yards	3-66	2-58
Penalties-yards	7-61	6-65
Fumbles-lost	3-1	1-0
Time of possession	29:55	30:05

	BENGALS	Alt	Yds	Lg	TD	RUSHING		BENGALS	Alt	Yds	Lg	TD
						CHARGERS						
C.Dillon	15	46	11	0		L.Tomlinson	21	107	23	3		
C.Keaton	3	44	21	0		T.Fletcher	8	22	7	0		
J.Kitna	5	10	4	0		D.Flutie	5	3	3	0		
B.Bennett	2	8	8	0		F.McCrary	1	1	1	0		
P.Warrick	1	3	3	0								
TOTALS	26	111	21	0		TOTALS	35	133	23	3		

	BENGALS	Alt	Cmp	Yds	TD-I	PASSING		BENGALS	Alt	Cmp	Yds	TD-I
						CHARGERS						
J.Kitna	32	18	135	2-3		D.Flutie	19	12	133	1-0		
TOTALS	32	18	135	2-3		TOTALS	19	12	133	1-0		

	BENGALS	No	Yds	Lg	TD	RECEIVING		BENGALS	No	Yds	Lg	TD
						CHARGERS						
P.Warrick	4	31	13	1		C.Conway	4	49	19-1	1		
B.Bennett	3	20	9	0		J.Graham	3	49	28	0		
C.Johnson	2	28	20	1		F.McCrary	2	1	7	0		
C.Dillon	2	18	11	0		L.Tomlinson	1	15	15	0		
T.McGee	2	17	9	0		T.Fletcher	1	12	12	0		
L.Neal	2	8	7	0		D.Dwight	1	7	7	0		
D.Scott	1	6	6	0								
R.Dugans	1	5	5	0								
M.Battaglia	1	2	2	0								
TOTALS	18	135	20	2		TOTALS	12	133	28	1		

INDIVIDUAL DEFENSE

CINCINNATI (coaches' stats) — **Leading Tackler:** T.Spikes 6-3-9.
Sacks: J.Smith 1-13, B.Simmons 1-8. **Int.:** None. **FF:** None. **FR:** None.
SAN DIEGO (press box stats) — **Leading Tackler:** R.Harrison 9-0-9. **Sacks:** M.Wiley 1-5, R.Johnson 1-4. **Int.:** R.McNeil 2-8, J.Seau 1-2. **FF:** R.Harrison 1, M.Wiley 1. **FR:** R.Beckett 1-1.

Game 4 Pittsburgh 16, Bengals 7

Sunday, Oct. 7, at Heinz Field

The Bengals, who had opened the season as one of the AFC's better rush defense teams, allowed Pittsburgh 275 yards on the ground, the most by a Cincinnati opponent since 1972. Jerome Bettis carried most of the Steelers load with 153 yards on 23 carries and in the process became the 14th back in NFL history to reach 10,000 career yards. The Bengals made the fourth quarter interesting by cutting Pittsburgh's lead to 13-7 on a 1-yard TD pass from Jon Kitna to Lorenzo Neal with 4:45 to play. But the Steelers got a 24-yard passing gain on a third-and-5 play on the ensuing possession, and Pittsburgh went on to seal the victory with a 49-yard FG by Kris Brown at the 1:52 mark. The Steelers, winning the first regular-season game played at Heinz Field, improved to 2-1 on the season as the Bengals fell to 2-2.

Cincinnati	0	0	0	7	—	7
Pittsburgh	0	10	0	6	—	16

TEAM	SCORING PLAY	QTR-LEFT
Pitt.	K.Brown 26 field goal	2-14:47
Pitt.	K.Stewart 8 run (K.Brown kick)	2-5:21
Pitt.	K.Brown 42 field goal	4-8:55
Cin.	L.Neal 1 pass from J.Kitna (N.Rackers kick)	4-4:45
Pitt.	K.Brown 48 field goal	4-1:52

Missed FG: N.Rackers, Cin. (51WU).
Attendance: 62,335. Time: 2:53.

	CINCINNATI	PITTSBURGH
First downs	15	19
Third down conversions-attempts	5-13	5-12
Total net yards	214	413
Net yards rushing	65	275
Net yards passing	149	138
Pass attempts-completions-interceptions	34-19-1	24-15-0
Sacks against-yards lost	2-15	2-13
Punts-average	7-38.9	2-34.5
Punt returns-yards	1-8	3-23
Kickoff returns-yards	5-75	2-51
Penalties-yards	6-35	4-29
Fumbles-lost	0-0	4-2
Time of possession	26:06	33:54

	BENGALS	Alt	Yds	Lg	TD	RUSHING		STEELERS	Alt	Yds	Lg	TD
						CHARGERS						
C.Dillon	19	64	10	0		J.Bettis	23	153	48	0		
J.Kitna	2	1	2	0		K.Stewart	9	62	23	1		
						A.Zereoue	8	60	22	0		
TOTALS	21	65	10	0		TOTALS	40	275	48	1		

	BENGALS	Alt	Cmp	Yds	TD-I	PASSING		STEELERS	Alt	Cmp	Yds	TD-I
						CHARGERS						
J.Kitna	34	19	164	1-1		K.Stewart	24	15	151	0-0		
TOTALS	34	19	164	1-1		TOTALS	24	15	151	0-0		

	BENGALS	No	Yds	Lg	TD	RECEIVING		STEELERS	No	Yds	Lg	TD
						CHARGERS						
D.Scott	5	62	17	0		H.Ward	8	68	24	0		
C.Johnson	5	52	20	0		P.Burress	3	37	17	0		
P.Warrick	4	39	22	0		B.Shaw	1	22	22	0		
L.Neal	2	3	2	1		M.Bruener	1	15	15	0		
T.McGee	1	7	7	0		J.Bettis	1	7	7	0		
M.Battaglia	1	3	3	0		A.Zereoue	1	2	2	0		
C.Dillon	1	-2	-2	0								
TOTALS	19	164	22	1		TOTALS	15	151	24	0		

INDIVIDUAL DEFENSE

CINCINNATI (coaches' stats) — **Leading Tackler:** C.Carter 5-8-13. **Sacks:** T.Spikes 1-12, O.Gibson 1-1. **Int.:** None. **FF:** R.Heath 1. **FR:** O.Gibson 1-0, A.Hawkins 1-0.

PITTSBURGH (press box stats) — **Leading Tackler:** C.Scott 8-3-11. **Sacks:** K.Bell 1-9, A.Smith 1-6. **Int.:** C.Scott 1-26. **FF:** None. **FR:** None.

Game 5 Bengals 24, Cleveland 14

Sunday, Oct. 14, at Paul Brown Stadium

The Bengals dominated the Browns in the second half after struggling to intermission with a 7-3 deficit. QB Jon Kitna led a 54-yard drive on Cincinnati's first possession of the third quarter and finished it with a 5-yard TD pass to WR Darnay Scott. The Browns lost the ball on fumbles by QB Tim Couch on their next two possessions, and the Bengals added a field goal, a TD and a 2-point conversion to take a 21-7 lead early in the fourth quarter. Later in the fourth period, the Bengals killed 7:25 of the clock on a 16-play drive that ended in a 21-yard Neil Rackers field goal for a 24-7 lead. Corey Dillon rushed for 140 yards, his fourth 100-yard game in five outings against Cleveland. The Browns were held to 40 rushing yards on 19 attempts. The Bengals improved to 3-2 while the Browns fell to 3-2. The attendance of 64,217 set a new Cincinnati sports record.

Cleveland	7	0	0	7	—	14
Cincinnati	3	0	10	11	—	24

TEAM	SCORING PLAY	QTR-LEFT
Cin.	N. Rackers 27 field goal	1-9:28
Cle.	K. Johnson 30 pass from T. Couch (P. Dawson kick)	1-3:10
Cin.	D. Scott 5 pass from J. Kitna (N. Rackers kick)	3-9:35
Cin.	N. Rackers 42 field goal	3-6:28
Cin.	C. Dillon 5 run (J. Kitna-R. Dugans pass)	4-14:17
Cin.	N. Rackers 51 field goal	4-1:55
Cle.	M. Sellers 3 pass from T. Couch (P. Dawson kick)	4-0:36

Missed FG: N. Rackers, Cin. (22WR).

Attendance: 64,217. Time: 3:21.

	CLEVELAND	CINCINNATI
First downs	15	23
Third down conversions-attempts	2-11	10-20
Total net yards	211	400
Net yards rushing	40	199
Net yards passing	171	201
Pass attempts-completions-interceptions	28-14-9	38-20-0
Sacks against-yards lost	3-23	0-0
Punts-average	8-45.9	4-39.3
Punt returns-yards	2-4	3-36
Kickoff returns-yards	4-91	2-36
Penalties-yards	9-92	10-74
Fumbles-lost	3-1	2-0
Time of possession	23:37	36:23

	BROWNS	Alt	Yds	Lg	TD	BENGALS	Alt	Yds	Lg	TD
J. Jackson	14	22	5	0	C. Dillon	31	140	25	1	
J. White	3	19	13	0	B. Bennett	7	41	19	0	
T. Couch	2	-1	0	0	J. Kitna	4	18	11	0	
TOTALS	19	40	13	0	TOTALS	42	199	25	1	

	BROWNS	Alt	Cmp	Yds	TD-I	BENGALS	Alt	Cmp	Yds	TD-I
T. Couch	28	14	194	2-0	J. Kitna	38	20	201	1-0	
TOTALS	28	14	194	2-0	TOTALS	38	20	201	1-0	

	BROWNS	No	Yds	Lg	TD	BENGALS	No	Yds	Lg	TD
K. Johnson	8	153	38	1	C. Johnson	5	68	16	0	
J. White	3	27	14	0	P. Warrick	4	73	33	0	
D. Morgan	1	6	6	0	C. Dillon	3	16	8	0	
J. Dawson	1	5	5	0	L. Neal	3	13	8	0	
M. Sellers	1	3	3-1	1	B. Bennett	2	18	10	0	
					R. Dugans	1	5	5	0	
					D. Scott	1	5	5-1	1	
					M. Battaglia	1	3	3	0	
TOTALS	14	194	38	2	TOTALS	20	201	33	1	

INDIVIDUAL DEFENSECLEVELAND (press box stats) — **Leading Tackler:** E. Little 7-4-11. **Sacks:** None. **Int.:** None. **FF:** W. Rainer 1. **FR:** None.CINCINNATI (coaches' stats) — **Leading Tackler:** A. Ross 5-3-8. **Sacks:** J. Smith 1-12, M. Roman 1-5, (team 1-6). **Int.:** None. **FF:** None. **FR:** G. Steele 1-0.**Game 6 Chicago 24, Bengals 0**

Sunday, Oct. 21, at Paul Brown Stadium

In dominating fashion, the Bears extended their winning streak to four games while halting Cincinnati's home win streak at five games (three in 2001). Bears rookie RB Anthony Thomas rushed 22 times for 188 yards, the sixth-most in Bengals history by an individual opponent, and Chicago QB Jim Miller completed 23 of 30 passes for 232 yards, 2 TDs and no INTs. The Bengals moved the ball with some success, mounting 264 yards and going 10 for 19 on third-down tries, but Cincinnati's only two drives inside the Chicago 20 resulted in an interception and a loss of the ball on downs. The shutout was the first suffered by a home or visiting team at Paul Brown Stadium. The Bengals fell to 3-3 on the season while Chicago improved to 4-1.

Chicago	3	7	7	7	—	24
Cincinnati	0	0	0	0	—	0

TEAM	SCORING PLAY	QTR-LEFT
Chi.	P. Ederinger 48 field goal	1-4:29
Chi.	F. Baxter 1 pass from J. Miller (P. Ederinger kick)	2-12:51
Chi.	M. Booker 13 pass from J. Miller (P. Ederinger kick)	3-3:25
Chi.	A. Thomas 23 run (P. Ederinger kick)	4-9:05

Missed FG: P. Ederinger, Chi. (43W/L); N. Rackers, Cin. (39W/L).

Attendance: 63,408. Time: 2:55.

	CHICAGO	CINCINNATI
First downs	21	16
Third down conversions-attempts	5-12	10-19
Total net yards	435	264
Net yards rushing	203	35
Net yards passing	232	229
Pass attempts-completions-interceptions	30-23-0	46-19-1
Sacks against-yards lost	0-0	2-15
Punts-average	3-48.3	7-41.0
Punt returns-yards	6-51	1-9
Kickoff returns-yards	1-25	5-97
Penalties-yards	2-25	2-20
Fumbles-lost	2-1	1-0
Time of possession	32:34	27:26

	BEARS	Alt	Yds	Lg	TD	BENGALS	Alt	Yds	Lg	TD
A. Thomas	22	188	46	1	C. Dillon	16	30	10	0	
J. Allen	7	17	5	0	C. Keaton	1	3	3	0	
J. Miller	3	-2	0	0	P. Warrick	2	2	6	0	
					B. Bennett	2	0	2	0	
TOTALS	32	203	46	1	TOTALS	21	35	10	0	

	BEARS	Alt	Cmp	Yds	TD-I	BENGALS	Alt	Cmp	Yds	TD-I
J. Miller	30	23	232	2-0	J. Kitna	46	19	244	0-1	
TOTALS	30	23	232	2-0	TOTALS	46	19	244	0-1	

	BEARS	No	Yds	Lg	TD	BENGALS	No	Yds	Lg	TD
D. Terrell	7	91	41	0	P. Warrick	8	84	27	0	
M. Booker	6	76	21	1	M. Battaglia	4	57	17	0	
M. Robinson	5	50	23	0	R. Dugans	3	49	18	0	
J. Allen	2	6	3	0	D. Scott	2	37	23	0	
D. White	1	5	5	0	B. Bennett	1	10	10	0	
J. Davis	1	3	3	0	L. Neal	1	7	7	0	
F. Baxter	1	1	1-1	1						
TOTALS	23	232	41	2	TOTALS	19	244	27	0	

INDIVIDUAL DEFENSECHICAGO (press box stats) — **Leading Tacklers:** T. Parrish 6-1-7, M. Brown 5-2-7. **Sacks:** B. Urlacher 1-9, B. Robinson 1-6. **Int.:** R. McQuarters 1-43. **FF:** B. Robinson 1. **FR:** None.CINCINNATI (coaches' stats) — **Leading Tackler:** M. Roman 2-9-9. **Sacks:** None. **Int.:** None. **FF:** A. Hawkins 1. **FR:** M. Roman 1-(-1).

Game 7 Bengals 31, Detroit 27

Sunday, Oct. 28, at Pontiac Silverdome

The Bengals squandered a 21-6 second-quarter lead, falling behind 27-24 late in the third quarter, but dominated the final period to secure their first road win of the year. QB Jon Kitna led a 13-play, 83-yard drive for the winning score, and Cincinnati did not allow Detroit past its 47-yard line on its four subsequent possessions. Bengals HB Corey Dillon rushed for 184 yards, including a team-record 96-yard TD on the game's first scrimmage play. Dillon also scored on an 8-yard pass from Kitna in the second quarter and on a 1-yard run that climaxed the winning drive. The Bengals outgained Detroit 412 yards to 276 in net offense but were hurt by 240 yards allowed on 6 kickoff returns. Cincinnati improved to 4-3 on the season and Detroit fell to 0-6.

Cincinnati	7	14	3	7	—	31
Detroit	3	10	14	0	—	27

TEAM	SCORING PLAY	QTR-LEFT
Cin.	C. Dillon 96 run (N. Rackers kick)	1-14:37
Det.	J. Hanson 51 field goal	1-1:24
Cin.	C. Dillon 8 pass from J. Kitna (N. Rackers kick)	2-9:00
Det.	J. Hanson 24 field goal	2-3:47
Cin.	D. Scott 30 pass from J. Kitna (N. Rackers kick)	2-1:53
Det.	L. Warren 1 run (J. Hanson kick)	2-0:21
Det.	D. Sloan 1 pass from C. Batch (pass failed)	3-13:56
Det.	N. Rackers 39 field goal	3-5:08
Det.	D. Sloan 1 pass from C. Batch (C. Batch-L. Warren pass)	3-0:34
Cin.	C. Dillon 1 run (N. Rackers kick)	4-8:06

Missed FG: Rackers, Cin. (47W/R).

Attendance: 69,343. Time: 3:13.

	CINCINNATI	DETROIT
First downs	21	17
Third down conversions-attempts	8-16	5-12
Total net yards	412	276
Net yards rushing	224	61
Net yards passing	188	215
Pass attempts-completions-interceptions	27-17-2	35-20-2
Sacks against-yards lost	1-16	4-24
Punts-average	3-45.7	4-48.3
Punt returns-yards	3-38	1-18
Kickoff returns-yards	5-86	6-240
Penalties-yards	5-50	9-96
Fumbles-lost	0-0	2-1
Time of possession	32:32	27:28

	BENGALS	Alt	Yds	Lg	TD	LIONS	Alt	Yds	Lg	TD
C. Dillon	27	184	96-1	2		C. Schlesinger	4	25	11	0
J. Kitna	3	26	20	0		L. Warren	15	23	5	1
B. Bennett	4	8	4	0		C. Batch	1	12	12	0
L. Neal	3	6	4	0		R. Droughns	1	1	1	0
TOTALS	37	224	96-1	2		TOTALS	21	61	12	1

	BENGALS	Alt	Cmp	Yds	TD	LIONS	Alt	Cmp	Yds	TD
J. Kitna	27	17	204	2-2		C. Batch	35	20	239	2-2
TOTALS	27	17	204	2-2		TOTALS	35	20	239	2-2

	BENGALS	No	Yds	Lg	TD	LIONS	No	Yds	Lg	TD
D. Scott	6	99	30-1	1		J. Morton	6	74	27	0
P. Warrick	5	52	20-0	0		L. Foster	4	60	22	0
C. Dillon	3	18	9-1	0		D. Sloan	4	34	26	2
T. McGee	1	25	25-0	0		L. Warren	2	21	17	0
R. Dugans	1	6	6-0	0		C. Schlesinger	2	15	9	0
L. Neal	1	4	4-0	0		D. Howard	1	23	23	0
						S. Anderson	1	12	12	0
TOTALS	17	204	30-1	2		TOTALS	20	239	27	2

INDIVIDUAL DEFENSE

CINCINNATI (coaches' stats) — **Leading Tackler:** Spikes 9-3-12. **Sacks:** B. Simmons 1.5-12, R. Wilson 1-6, T. Spikes 1-4, G. Steele 0.5-2. **Int.:** J. Smith 1-21, D. Williams 1-16. **FF:** B. Simmons 1, G. Steele 1. **FR:** R. Wilson 1-0.

DETROIT (press box stats) — **Leading Tackler:** K. Schulz 7-0-7. **Sacks:** A. Aldridge 1-16. **Int.:** R. Rice 1-8, K. Schulz 1-3. **FF:** None. **FR:** None.

Game 8 Jacksonville 30, Bengals 13

Sunday, Nov. 11, at ALLTEL Stadium

The Bengals suffered a sudden loss of momentum after outscoring Jacksonville 13-0 in the second quarter to take a 13-7 halftime lead. The Jaguars outscored Cincinnati 21-0 in the third period as QB Mark Brunell completed all 10 of his passes in the quarter, including TD throws of 5 yards to Jimmy Smith and 20 yards to Keenan McCardell. Jacksonville gained 191 of its 261 total net yards in the second half. The Bengals mounted their halftime lead with field goals of 26 and 52 yards by Neil Rackers, sandwiched around a 7-yard TD run by Corey Dillon. Bengals QB Jon Kitna completed 28 passes for 303 yards with 1 INT and no TDs. The Bengals fell to 4-4 on the season while Jacksonville improved to 3-5.

Cincinnati	0	13	0	0	—	13
Jacksonville	7	0	21	2	—	30

TEAM	SCORING PLAY	QTR-LEFT
Jax.	S. Mack 1 run (M. Hollis kick)	1-8:18
Cin.	N. Rackers 26 field goal	2-9:33
Cin.	C. Dillon 7 run (N. Rackers kick)	2-4:03
Cin.	N. Rackers 52 field goal	2-0:00
Jax.	Ji. Smith 5 pass from M. Brunell (M. Hollis kick)	3-10:29
Jax.	S. Mack 2 run (M. Hollis kick)	3-4:25
Jax.	K. McCardell 20 pass from M. Brunell (M. Hollis kick)	3-0:46
Jax.	T. Brackens sacked J. Kitna in end zone for safety	4-6:05

Missed FG: None.

Attendance: 57,161. Time: 3:22.

CINCINNATI JACKSONVILLE

	CINCINNATI	JACKSONVILLE
First downs	18	21
Third down conversions-attempts	9-19	3-11
Total net yards	352	261
Net yards rushing	73	97
Net yards passing	279	164
Pass attempts-completions-interceptions	48-28-1	32-20-0
Sacks against-yards lost	4-24	3-25
Punts-average	7-46.7	8-44.9
Punt returns-yards	0-0	5-60
Kickoff returns-yards	5-98	2-49
Penalties-yards	10-107	6-32
Fumbles-lost	3-0	1-0
Time of possession	31:52	28:08

	BENGALS	Alt	Yds	Lg	TD	JAGUARS	Alt	Yds	Lg	TD
C. Dillon	17	58	19-1	1		S. Mack	15	71	17	2
B. Bennett	3	14	8-0	0		E. Joseph	6	25	6	0
P. Warrick	1	1	1-0	0		F. Moreau	2	1	2	0
J. Kitna	2	0	0-0	0		M. Brunell	1	1	1	0
						J. Quinn	1	-1	-1	0
TOTALS	23	73	19-1	1		TOTALS	25	97	17	2

PASSING

	BENGALS	Alt	Cmp	Yds	TD	JAGUARS	Alt	Cmp	Yds	TD
J. Kitna	48	28	303	0-1		M. Brunell	32	20	189	2-0
TOTALS	48	28	303	0-1		TOTALS	32	20	189	2-0

RECEIVING

	BENGALS	No	Yds	Lg	TD	JAGUARS	No	Yds	Lg	TD
T. Houshmandzadeh						Ji. Smith	8	63	13	1
	6	62	23-0	0		K. McCardell	5	61	20-1	1
P. Warrick	5	61	32-0	0		S. Dawkins	4	42	12	0
R. Dugans	4	51	31-0	0		A. Whitted	1	10	10	0
M. Ballagila	4	33	9-0	0		P. Washington	1	7	7	0
D. Farmer	3	45	22-0	0		S. Mack	1	6	6	0
B. Bennett	2	19	13-0	0						
C. Dillon	2	13	8-0	0						
T. McGee	1	14	14-0	0						
L. Neal	1	5	5-0	0						
TOTALS	28	303	32-0	0		TOTALS	20	189	20-1	2

INDIVIDUAL DEFENSE

CINCINNATI (coaches' stats) — **Leading Tackler:** B. Simmons 7-4-11. **Sacks:** T. Spikes 1-12, D. Williams 1-7, O. Gibson 1-6. **Int.:** None. **FF:** None. **FR:** None.

JACKSONVILLE (press box stats) — **Leading Tackler:** D. Darius 11-1-12. **Sacks:** T. Brackens 2-13, S. Payne 1-7, G. Walker 1-4. **Int.:** A. Beasley 1-0. **FF:** T. Brackens 1. **FR:** None.

Game 9 Tennessee 20, Bengals 7

Sunday, Nov. 18, at Paul Brown Stadium

Playing before their third straight sellout crowd at home, the Bengals deflated the house early by allowing a 101-yard kickoff return for a TD to the Titans' Derrick Mason on the game's first play. Cincinnati scored late in the first quarter on a 10-yard pass from Jon Kitna to Ron Dugans, closing to within 10-7. But the Bengals got no points from two second-quarter possessions on which they penetrated the Tennessee 35, and the Titans dominated the second half. Tennessee held Bengals HB Corey Dillon to 38 rushing yards, his second-lowest total of the year. Titans QB Steve McNair completed 16 of 25 passes for 172 yards, 1 TD and 1 INT, and McNair also was the game's leading rusher with 68 yards on 5 carries. The Bengals fell to 4-5 on the season while Tennessee improved to 4-5.

Tennessee	10	0	7	3	—	20
Cincinnati	7	0	0	0	—	7

TEAM	SCORING PLAY	QTR-LEFT
Tenn.	D. Mason 101 kickoff return (J. Nedney kick)	1-14:43
Tenn.	J. Nedney 41 field goal	1-5:14
Cin.	R. Dugans 10 pass from J. Kitna (N. Rackers kick)	1-1:06
Tenn.	K. Dyson 28 pass from S. McNair (J. Nedney kick)	3-2:06
Tenn.	J. Nedney 37 field goal	4-2:56

Missed FG: None.
Attendance: 63,855. Time: 3:10.

	TENNESSEE	CINCINNATI
First downs	13	17
Third down conversions-attempts	8-16	3-13
Total net yards	293	264
Net yards rushing	129	40
Net yards passing	164	224
Pass attempts-completions-interceptions	25-16-1	41-23-2
Sacks against-yards lost	1-8	1-10
Punts-average	6-45.0	6-38.8
Punt returns-yards	3-22	2-10
Kickoff returns-yards	2-125	5-102
Penalties-yards	11-93	8-70
Fumbles-lost	2-1	1-1
Time of possession	32:27	27:33

	TITANS	ALT	Yds	Lg	TD	BENGALS	ALT	Yds	Lg	TD
S. McNair	5	68	24	0		C. Dillon	17	38	9	0
E. George	23	61	10	0		J. Kitna	1	9	9	0
S. Hicks	3	0	5	0		B. Bennett	2	7	6	0
						P. Warrick	1	-14	-14	0

TOTALS	31	129	24	0		TOTALS	21	40	9	0
--------	----	-----	----	---	--	--------	----	----	---	---

	TITANS	ALT	Cmp	Yds	TD-I	BENGALS	ALT	Cmp	Yds	TD-I
S. McNair	25	16	172	1-1		J. Kitna	41	23	234	1-2
TOTALS	25	16	172	1-1		TOTALS	41	23	234	1-2

	TITANS	No	Yds	Lg	TD	BENGALS	No	Yds	Lg	TD
D. Mason	4	62	22	0		R. Dugans	5	51	16	1
K. Dyson	4	55	28-1	1		D. Scott	4	35	11	0
F. Wuycheck	3	23	11	0		T. McGee	4	31	11	0
B. Nankin	1	15	15	0		P. Warrick	3	29	21	0
D. Bennett	1	5	5	0		D. Farmer	2	45	27	0
E. George	1	4	4	0		C. Dillon	2	23	12	0
M. Green	1	4	4	0		B. Bennett	2	8	13	0
S. Hicks	1	4	4	0		L. Neal	1	12	12	0
TOTALS	16	172	28-1	1		TOTALS	23	234	27	1

INDIVIDUAL DEFENSE

TENNESSEE (press box stats) — **Leading Tackler:** R. Godfrey 3-4-7. **Sacks:** J. Kearse 1-10. **Int.:** K. Bulluck 1-0, S. Rolle 1-0. **FF:** E. Robinson 1. **FR:** J. Fisk 1-0.

CINCINNATI (coaches' stats) — **Leading Tackler:** T. Spikes 8-7-15. **Sacks:** J. Smith 0.5-4, R. Wilson 0.5-4. **Int.:** A. Hawkins 1-3. **FF:** A. Hawkins 1. **FR:** T. Williams 1-0.

Game 10 Cleveland 18, Bengals 0

Sunday, Nov. 25, at Cleveland Browns Stadium

Cincinnati got a stellar effort from the defense, but the offense surrendered a club-record tying 5 interceptions. The Bengals also lost 2 fumbles, and the total of 7 turnovers tied for second-most in club history. The Browns scored 15 of their 18 points on four drives on which they took over after turnovers at or inside the Cincinnati 30-yard line. Bengals QB Jon Kitna had played every offensive snap on the season, but was replaced in the second half by backup Scott Mitchell. Kitna threw 2 of the interceptions, and Mitchell suffered 3. The Bengals fell to 4-6 on the season. Cleveland improved to 6-4 and took a 29-28 lead in the "Battle of Ohio" rivalry.

Cincinnati	0	0	0	0	—	0
Cleveland	3	9	0	6	—	18

TEAM	SCORING PLAY	QTR-LEFT
Cle.	P. Dawson 23 field goal	1-11:26
Cle.	P. Dawson 27 field goal	2-13:18
Cle.	K. Johnson 6 pass from T. Couch (kick failed-WL)	2-0:26
Cle.	P. Dawson 23 field goal	4-2:55
Cle.	P. Dawson 33 field goal	4-1:13

Missed FG: Rackers, Cin. (43SH, 47LU).
Attendance: 72,918. Time: 3:04.

	CINCINNATI	CLEVELAND
First downs	12	14
Third down conversions-attempts	3-14	5-17
Total net yards	191	249
Net yards rushing	84	78
Net yards passing	107	171
Pass attempts-completions-interceptions	33-13-5	27-16-2
Sacks against-yards lost	3-18	3-18
Punts-average	5-44.0	7-46.4
Punt returns-yards	5-126	1-4
Kickoff returns-yards	4-77	1-18
Penalties-yards	5-26	2-25
Fumbles-lost	4-2	4-1
Time of possession	24:45	35:15

	BENGALS	ALT	Yds	Lg	TD	BROWNS	ALT	Yds	Lg	TD
C. Dillon	20	63	18	0		J. Jackson	18	40	6	0
B. Bennett	2	17	12	0		B. Gay	10	16	9	0
L. Neal	1	4	4	0		J. White	5	13	5	0
A. Smith	1	0	0	0		D. Northcutt	1	9	9	0
						T. Couch	5	0	1	0

TOTALS	24	84	18	0		TOTALS	39	78	9	0
--------	----	----	----	---	--	--------	----	----	---	---

	BENGALS	ALT	Cmp	Yds	TD-I	BROWNS	ALT	Cmp	Yds	TD-I
J. Kitna	19	8	85	0-2		T. Couch	27	16	189	1-2
S. Mitchell	12	4	38	0-3						
A. Smith	2	1	2	0-0						
TOTALS	33	13	125	0-5		TOTALS	27	16	189	1-2

	BENGALS	No	Yds	Lg	TD	BROWNS	No	Yds	Lg	TD
D. Farmer	3	32	12	0		K. Johnson	6	113	47	1
R. Dugans	3	19	11	0		Q. Morgan	5	40	24	0
D. Scott	2	24	16	0		A. Shea	3	21	9	0
T. McGee	2	15	13	0		D. Northcutt	1	13	13	0
P. Warrick	1	22	22	0		J. Dawson	1	2	2	0
C. Johnson	1	7	7	0						
C. Dillon	1	6	6	0						
TOTALS	13	125	22	0		TOTALS	16	189	47	1

INDIVIDUAL DEFENSE

CINCINNATI (coaches' stats) — **Leading Tackler:** T. Spikes 8-9-17. **Sacks:** T. Williams 2-13, B. Simmons 1-5. **Int.:** C. Carter 1-10, M. Roman 1-0. **FF:** B. Simmons 1. **FR:** T. Williams 1-0.

CLEVELAND (press box stats) — **Leading Tackler:** C. Fuller 7-2-9. **Sacks:** M. Smith 1-6, T. Rogers 1-3, C. Brown 0.5-4.5, D. Rudd 0.5-4.5. **Int.:** D. McCutcheon 2-30, R. Jackson 1-52, C. Fuller 1-32, B. Boyer 1-4. **FF:** E. Little 1. **FR:** C. Fuller 1-0.

Game 11 Tampa Bay 16, Bengals 13 (OT)

Sunday, Dec. 2, at Paul Brown Stadium

The Bengals sent the game into overtime when HB Corey Dillon scored on a 6-yard pass from Jon Kitna with just eight seconds to play, but the Bucs capitalized on a turnover to get the win. The Bucs couldn't score on the opening possession of overtime, but P Mark Royals pinned the Bengals at their 4-yard line when teammate Dwight Smith downed his kick. On the Bengals' first overtime play from scrimmage, Tampa safety John Lynch forced a fumble by Dillon and recovered it at the Cincinnati 3. On the next play, the Bucs' Martin Gramatica booted a game-winning 21-yard field goal. The Bucs gained only 264 net yards and the Bengals gained only 201, and Tampa Bay got its only TD on Todd Yoder's 11-yard return of a Ronde Barber blocked punt in the second quarter. The Bengals fell to 4-7, losing their fourth straight, and Tampa Bay improved to 6-6.

Tampa Bay	0	7	3	3	3	—	16
Cincinnati	3	0	0	10	0	—	13

TEAM	SCORING PLAY	QTR-LEFT
Cin.	N.Rackers 23 field goal	1-6:50
T.B.	T.Yoder 11 blocked punt return (M.Gramatica kick)	2-9:17
T.B.	M.Gramatica 38 field goal	3-11:54
T.B.	M.Gramatica 48 field goal	4-12:29
Cin.	N.Rackers 41 field goal	4-4:29
Cin.	C.Dillon 6 pass from J.Kitna (N.Rackers kick)	4-0:08
T.B.	M.Gramatica 21 field goal	5-9:54

Missed FG: Gramatica, T.B. (43WR, 51WL)

Attendance: 52,135. Time: 3:18.

	TAMPA BAY	CINCINNATI
First downs	19	17
Third down conversions-attempts	5-14	6-16
Total net yards	264	201
Net yards rushing	65	86
Net yards passing	199	115
Pass attempts-completions-interceptions	33-26-0	38-19-1
Sacks against-yards lost	6-32	3-29
Punts-average	3-38.0	6-32.0
Punt returns-yards	2-13	1-8
Kickoff returns-yards	3-49	4-75
Penalties-yards	7-52	8-47
Fumbles-lost	2-1	3-1
Time of possession	39:40	25:26

	BUCS	ALT	Yds	Lg	TD	BENGALS	ALT	Yds	Lg	TD
W.Dunn	21	42	11	0		C.Dillon	23	79	16	0
M.Alstott	6	24	11	0		B.Bennett	1	7	7	0
B.Johnson	3	-1	1	0						

TOTALS	30	65	11	0	TOTALS	24	86	16	0
--------	----	----	----	---	--------	----	----	----	---

	BUCS	ALT	Cmp	Yds	TD-I	BENGALS	ALT	Cmp	Yds	TD-I
B.Johnson	33	26	231	0-0		J.Kitna	38	19	144	1-1

TOTALS	33	26	231	0-0	TOTALS	38	19	144	1-1
--------	----	----	-----	-----	--------	----	----	-----	-----

	BUCS	No	Yds	Lg	TD	BENGALS	No	Yds	Lg	TD
K.Johnson	7	85	34	0		P.Warrick	5	33	13	0
J.Green	7	67	14	0		D.Scott	4	30	19	0
D.Moore	4	32	11	0		B.Bennett	3	23	9	0
M.Alstott	3	31	12	0		C.Johnson	2	27	15	0
W.Dunn	3	5	4	0		R.Dugans	2	17	10	0
J.Cook	1	7	7	0		C.Dillon	2	8	6-1	0
T.Yoder	1	4	4	0		T.McGee	1	6	6	0

TOTALS	26	231	34	0	TOTALS	19	144	19	1
--------	----	-----	----	---	--------	----	-----	----	---

INDIVIDUAL DEFENSE

TAMPA BAY (press box stats) — **Leading Tackler:** D.Brooks 8-3-11. **Sacks:** S.Rice 2-19, S.Quarles 1-10. **Int.:** D.Abraham 1-15. **FF:** R.Barber 1, J.Lynch 1, S.Rice 1. **FR:** J.Lynch 1-0.

CINCINNATI (coaches' stats) — **Leading Tacklers:** T.Spikes 10-2-12, S.Foley 9-3-12. **Sacks:** J.Smith 2-12, R.Wilson 2-6, O.Gibson 1-9, B.Simmons 1-5. **Int.:** None. **FF:** R.Bean 1. **FR:** C.Carter 1-12.

Game 12 Jacksonville 14, Bengals 10

Sunday, Dec. 9, at Paul Brown Stadium

Jacksonville took a 14-10 lead with 14:27 left in the final quarter and held on by blunting subsequent Bengals possessions that started with good field position. The Bengals had chances from their own 35, the Jaguars' 49 and their own 46, but could get no closer than the Jacksonville 36. Cincinnati's defense continued its excellent play, holding a sixth straight foe under 300 yards (255), but the Bengals' offense failed to score 2 TDs for the fifth straight week of a five-game losing streak. Jaguars QB Mark Brunell suffered 8 sacks as the Bengals tied the club record, but Brunell posted a 101.3 passer rating for the game, completing 23 of 32 (72%) for 242 yards with TDs to Jimmy Smith and Keenan McCardell, and 1 INT. The game left both clubs with 4-8 records.

Jacksonville	7	0	0	7	—	14
Cincinnati	0	7	3	0	—	10

TEAM	SCORING PLAY	QTR-LEFT
Jax.	J.Smith 17 pass from M.Brunell (M.Hollis kick)	1-1:51
Cin.	C.Dillon 9 run (N.Rackers kick)	2-1:09
Cin.	N.Rackers 47 field goal	3-5:41
Jax.	K.McCardell 11 pass from M.Brunell (M.Hollis kick)	4-14:27

Missed FG: M.Hollis, Jax. (44WR)

Attendance: 44,920. Time: 2:54.

	JACKSONVILLE	CINCINNATI
First downs	17	12
Third down conversions-attempts	8-16	3-13
Total net yards	255	200
Net yards rushing	62	60
Net yards passing	193	140
Pass attempts-completions-interceptions	32-23-1	30-16-1
Sacks against-yards lost	8-49	1-7
Punts-average	7-39.6	6-35.5
Punt returns-yards	2-15	3-6
Kickoff returns-yards	3-63	3-50
Penalties-yards	7-40	7-54
Fumbles-lost	1-0	0-0
Time of possession	31:06	28:54

	JAGUARS	ALT	Yds	Lg	TD	BENGALS	ALT	Yds	Lg	TD
S.Mack	14	23	7	0		C.Dillon	24	62	9-1	1
M.Brunell	5	21	13	0		C.Keaton	1	1	1	0
E.Joseph	6	18	8	0		J.Kitna	1	-1	-1	0
						B.Bennett	1	-2	-2	0

TOTALS	25	62	13	0	TOTALS	27	60	9-1	1
--------	----	----	----	---	--------	----	----	-----	---

	JAGUARS	ALT	Cmp	Yds	TD-I	BENGALS	ALT	Cmp	Yds	TD-I
M.Brunell	32	23	242	2-1		J.Kitna	30	16	147	0-1

TOTALS	32	23	242	2-1	TOTALS	30	16	147	0-1
--------	----	----	-----	-----	--------	----	----	-----	-----

	JAGUARS	No	Yds	Lg	TD	BENGALS	No	Yds	Lg	TD
J.Smith	9	119	22	1		C.Johnson	4	47	17	0
K.McCardell	8	92	29	1		D.Scott	4	36	12	0
E.Joseph	2	15	12	0		C.Dillon	2	24	16	0
K.Brady	2	14	11	0		L.Neal	2	11	6	0
P.Washington	1	3	3	0		P.Warrick	2	11	7	0
S.Mack	1	-1	-1	0		B.Bennett	1	11	11	0
						R.Dugans	1	7	7	0

TOTALS	23	242	29	2	TOTALS	16	147	17	0
--------	----	-----	----	---	--------	----	-----	----	---

INDIVIDUAL DEFENSE

JACKSONVILLE (press box stats) — **Leading Tackler:** D.Darius 5-4-9. **Sacks:** T.Brackens 1-7. **Int.:** A.Basley 1-0. **FF:** None. **FR:** None.

CINCINNATI (coaches' stats) — **Leading Tackler:** T.Spikes 6-5-11. **Sacks:** J.Smith 3-23, T.Williams 2-6, R.Wilson 1-8, V.Booker 1-7, M.Roman 1-5. **Int.:** K.Kaesviharn 1-29. **FF:** None. **FR:** None.

Game 13 N.Y. Jets 15, Bengals 14

Sunday, Dec. 16, at Giants Stadium

The Bengals mounted a 14-3 lead through three quarters, on the strength of tough defense and 2 Corey Dillon TD runs. But Cincinnati missed a chance to put the Jets on life support when S Chris Carter dropped an interception opportunity in the final period, and the Jets went on to rally for a pair of TDs and the victory. The scores came on Vinny Testaverde TD passes of 10 to James Deane and 2 yards to Anthony Becht. Akili Smith started at QB for Cincinnati and led a 20-play, 81-yard TD drive on the first Bengals possession. But Smith suffered a torn left hamstring when tackled on a rushing play in the second quarter, and Jon Kitna finished the game for Cincinnati. Kitna directed an 87-yard TD drive for the 14-3 lead, but he suffered 3 interceptions, including 2 in the fourth quarter. The Bengals held an opponent under 20 points for the fourth straight game, the longest streak since the 1989 defense did it five straight games. Cincinnati fell to 4-9 on the season and the Jets improved to 8-5.

Cincinnati	7	0	7	0	—	14
N.Y. Jets	0	3	0	12	—	15

TEAM	SCORING PLAY	QTR-LEFT
Cin.	C. Dillon 1 run (N. Rackers kick)	1-1:56
NYJ	J. Hall 24 field goal	2-0:18
Cin.	C. Dillon 3 run (N. Rackers kick)	3-1:57
NYJ	J. Deane 1 pass from V. Testaverde (pass failed)	4-12:50
NYJ	A. Becht 2 pass from V. Testaverde (pass failed)	4-6:57

Missed FG: J. Hall, NYJ (40WL, 34WL).

Attendance: 77,745. Time: 2:43.

	CINCINNATI	NEW YORK
First downs	17	17
Third down conversions-attempts	6-13	8-14
Total net yards	248	309
Net yards rushing	120	113
Net yards passing	128	196
Pass attempts-completions-interceptions	23-14-3	28-17-0
Sacks against-yards lost	0-0	0-0
Punts-average	4-38.0	3-36.7
Punt returns-yards	1-12	4-30
Kickoff returns-yards	4-50	3-48
Penalties-yards	6-65	7-55
Fumbles-lost	0-0	2-0
Time of possession	29:34	30:26

	BENGALS	Alt	Yds	Lg	TD	JETS	Alt	Yds	Lg	TD
C. Dillon	22	85	20	2		C. Martin	24	78	19	0
A. Smith	5	20	6	0		L. Coles	1	19	19	0
B. Bennett	3	9	6	0		L. Jordan	2	17	16	0
J. Kitna	1	4	4	0		V. Testaverde	2	-1	0	0
P. Warrick	1	2	2	0						
L. Neal	1	0	0	0						

TOTALS	33	120	20	2		TOTALS	29	113	19	0
--------	----	-----	----	---	--	--------	----	-----	----	---

	BENGALS	Alt	Cmp	Yds	TD-I	JETS	Alt	Cmp	Yds	TD-I
J. Kitna	17	10	93	0-3		V. Testaverde	28	17	196	2-0
A. Smith	6	4	35	0-0						

TOTALS	23	14	128	0-3		TOTALS	28	17	196	2-0
--------	----	----	-----	-----	--	--------	----	----	-----	-----

	BENGALS	No	Yds	Lg	TD	JETS	No	Yds	Lg	TD
C. Dillon	3	32	17	0		K. Swayne	4	74	27	0
P. Warrick	3	28	16	0		W. Chrebel	4	52	21	0
C. Johnson	2	13	9	0		C. Martin	2	31	27	0
B. Bennett	1	15	15	0		L. Coles	2	23	18	0
D. Scott	1	14	14	0		A. Becht	2	8	6	1
C. Keaton	1	9	9	0		R. Anderson	2	7	6	0
R. Dugans	1	8	8	0		J. Deane	1	1	1-1	1

TOTALS	14	128	17	0		TOTALS	17	196	27	2
--------	----	-----	----	---	--	--------	----	-----	----	---

CINCINNATI (coaches' stats) — **Leading Tackler:** T. Spikes 8-1-9. **Sacks:** None. **Int.:** None. **FF:** None. **FR:** None.

NEW YORK (press box stats) — **Leading Tacklers:** J. Farrior 7-2-9, D. Robinson 4-5-9. **Sacks:** None. **Int.:** J. Farrior 1-37, D. Robinson 1-30, J. Henderson 1-5. **FF:** None. **FR:** None.

Game 14 Baltimore 16, Bengals 0

Sunday, Dec. 23, at PSINet Stadium

The Bengals nearly matched the Ravens in total yards (281-305) and led in first downs (21-20), but constant poor field position helped send Cincinnati to its third consecutive shutout loss at PSINet Stadium. The Bengals' defense held the opposition under 20 points for the fifth consecutive game, but it couldn't halt a losing streak that extended to seven games. RB Terry Allen scored the game's only TD on a 4-yard run in the second quarter, capping an 80-yard Baltimore drive. The Ravens also got 3 field goals in 4 attempts from Matt Stover, who connected from 43, 29 and 43 yards. Cincinnati's offensive highlight was a 127-yard rushing day by Corey Dillon, the first 100-yard day by an individual back against the Ravens in the last 51 games. The Bengals fell to 4-10 on the season while Baltimore improved to 9-5.

Cincinnati	0	0	0	0	—	0
Baltimore	3	10	0	3	—	16

TEAM	SCORING PLAY	QTR-LEFT
Balt.	M. Stover 43 field goal	1-6:51
Balt.	T. Allen 4 run (M. Stover kick)	2-13:35
Balt.	M. Stover 29 field goal	2-0:00
Balt.	M. Stover 43 field goal	4-2:00

Missed FG: M. Stover, Balt. (33WR).

Attendance: 68,987. Time: 3:08.

	CINCINNATI	BALTIMORE
First downs	21	20
Third down conversions-attempts	3-14	5-16
Total net yards	281	305
Net yards rushing	157	157
Net yards passing	131	148
Pass attempts-completions-interceptions	39-16-3	30-16-0
Sacks against-yards lost	3-22	5-33
Punts-average	8-40.6	7-38.6
Punt returns-yards	3-15	7-59
Kickoff returns-yards	3-56	1-19
Penalties-yards	6-40	3-40
Fumbles-lost	2-1	2-1
Time of possession	29:49	30:11

	BENGALS	Alt	Yds	Lg	TD	RAVENS	Alt	Yds	Lg	TD
C. Dillon	24	127	19	0		T. Allen	22	91	22	1
B. Bennett	5	22	9	0		M. Williams	6	49	16	0
J. Kitna	1	1	1	0		T. Taylor	1	9	9	0
						O. Ayanbadejo	1	7	7	0
						J. Lewis	1	4	4	0
						S. Gash	2	-1	0	0
						E. Grbac	2	-2	-1	0

TOTALS	30	150	19	0		TOTALS	35	157	22	1
--------	----	-----	----	---	--	--------	----	-----	----	---

	BENGALS	Alt	Cmp	Yds	TD-I	RAVENS	Alt	Cmp	Yds	TD-I
J. Kitna	39	16	153	0-3		E. Grbac	30	16	181	0-0

TOTALS	39	16	153	0-3		TOTALS	30	16	181	0-0
--------	----	----	-----	-----	--	--------	----	----	-----	-----

	BENGALS	No	Yds	Lg	TD	RAVENS	No	Yds	Lg	TD
T. Houshmandzadeh	5	63	20	0		T. Taylor	4	66	25	0
C. Johnson	3	28	10	0		S. Sharpe	3	32	14	0
D. Farmer	2	16	10	0		O. Ismail	3	31	12	0
C. Dillon	2	12	7	0		M. Williams	2	5	7	0
D. Scott	1	20	20	0		B. Stokley	1	23	23	0
P. Warrick	1	7	7	0		T. Heap	1	18	18	0
R. Dugans	1	4	4	0		T. Allen	1	3	3	0
L. Neal	1	3	3	0		O. Ayanbadejo	1	3	3	0

TOTALS	16	153	20	0		TOTALS	16	181	25	0
--------	----	-----	----	---	--	--------	----	-----	----	---

CINCINNATI (coaches' stats) — **Leading Tackler:** T. Spikes 14-3-17. **Sacks:** R. Wilson 3-19, D. Williams 1-8, T. Williams 1-6. **Int.:** None. **FF:** R. Wilson 1. **FR:** R. Wilson 1-0.

BALTIMORE (press box stats) — **Leading Tackler:** R. Lewis 8-3-11. **Sacks:** P. Boulware 2-11, M. Douglas 1-11. **Int.:** R. Lewis 2-94, D. Starks 1-0. **FF:** P. Boulware 1, B. Jackson 1. **FR:** C. Lake 1-0.

Game 15 Bengals 26, Pittsburgh 23 (OT)

Sunday, Dec. 30, at Paul Brown Stadium

The Bengals upset Pittsburgh with a 544-yard offensive explosion against the NFL's top-ranked defense. It was the most yards by a Cincinnati team since a 582-yard performance on Oct. 7, 1990 at the L.A. Rams. QB Jon Kitna passed for 411 yards, a career-high and fifth-most in team history. His 35 completions were second in Bengals history, and his 68 attempts tied for third in NFL history. The Bengals staged a dramatic comeback, scoring 2 fourth-quarter TDs to erase a 23-10 Pittsburgh lead. An onside kick recovery set up the second TD. The late TDs came on Kitna passes of 6 yards to Ron Dugans and 18 yards to Danny Farmer, but K Neil Rackers missed the PAT after Farmer's score, leaving the game tied at 23-23. In OT, Pittsburgh was unable to score on the opening possession but punted to the Cincinnati 1-yard line. Kitna then led an 86-yard, 11-play drive to set up Rackers for a game-winning 31-yard FG. The Bengals had 4 interceptions, their most in 86 games, dating back to a 4-INT game at Baltimore on Nov. 3, 1996. Cincinnati improved to 5-10 with the win; Pittsburgh fell to 12-3.

Pittsburgh	14	3	6	0	0	—	23
Cincinnati	0	10	0	13	3	—	26

TEAM	SCORING PLAY	QTR-LEFT
Pitt.	P.Burress 42 pass from K.Stewart (K.Brown kick)	1-6:22
Pitt.	P.Burress 28 pass from K.Stewart (K.Brown kick)	1-2:43
Cin.	B.Simmons 56 fumble return (N.Rackers kick)	2-4:41
Pitt.	K.Brown 38 field goal	2-1:00
Cin.	N.Rackers 34 field goal	2-0:00
Pitt.	C.Fuamatu-Ma'afala 37 pass from K.Stewart (kick failed-WR)	3-3:41
Cin.	R.Dugans 6 pass from J.Kitna (N.Rackers kick)	4-2:46
Cin.	D.Farmer 18 pass from J.Kitna (kick failed-RU)	4-0:37
Cin.	N.Rackers 31 field goal	5-4:08

Missed FG: N.Rackers, Cin. (32WR, 28WL).
Attendance: 63,751. Time: 3:54.

	PITTSBURGH	CINCINNATI
First downs	16	32
Third down conversions-attempts	6-17	9-18
Total net yards	313	544
Net yards rushing	73	141
Net yards passing	240	403
Pass attempts-completions-interceptions	35-19-4	68-35-1
Sacks against-yards lost	2-11	2-8
Punts-average	6-38.0	2-40.0
Punt returns-yards	0-0	2-7
Kickoff returns-yards	4-76	5-109
Penalties-yards	7-38	7-65
Fumbles-lost	1-1	4-2
Time of possession	34:26	36:26

	STEELERS	Alt	Yds	Lg	TD	BENGALS	Alt	Yds	Lg	TD
C.Fuamatu-Ma'afala						C.Dillon	21	91	30	0
	25	55	13	0		B.Bennett	6	44	36	0
H.Ward	1	14	14	0		J.Kitna	2	6	7	0
J.Witman	1	4	4	0						
J.Miller	1	0	0	0						

TOTALS	28	73	14	0	TOTALS	29	141	36	0
--------	----	----	----	---	--------	----	-----	----	---

PASSING										
STEELERS	Alt	Cmp	Yds	TD-I	BENGALS	Alt	Cmp	Yds	TD-I	
K.Stewart	35	19	251	3-4	J.Kitna	68	35	411	2-1	
TOTALS	35	19	251	3-4	TOTALS	68	35	411	2-1	

RECEIVING										
STEELERS	No	Yds	Lg	TD	BENGALS	No	Yds	Lg	TD	
P.Burress	6	102	42-1	2	P.Warrick	10	109	20	0	
C.Fuamatu-Ma'afala					T.Houshmandzadeh					
	5	50	37-1	1		9	98	20	0	
H.Ward	3	42	30	0	D.Scott	7	113	49	1	
T.Edwards	2	25	20	0	D.Farmer	2	33	18-1	1	
B.Shaw	2	20	13	0	C.Johnson	2	25	14	0	
J.Witman	1	12	12	0	L.Neal	2	16	10	0	
					B.Bennett	2	11	7	0	
					R.Dugans	1	6	6-1	1	
TOTALS	19	251	42-1	3	TOTALS	35	411	49	2	

INDIVIDUAL DEFENSE
PITTSBURGH (press box stats) — **Leading Tackler:** D.Washington 13-4-17. **Sacks:** J.Gildon 2-8. **Int.:** J.Gildon 1-0. **FF:** E.Holmes 1. **FR:** J.Porter 1-0.
CINCINNATI (coaches' stats) — **Leading Tackler:** C.Curtis 6-5-11. **Sacks:** D.Williams 1-6, B.Simmons 1-5. **Int.:** K.Kaesvihari 2-12, J.Smith 1-7, A.Hawkins 1-1. **FF:** None. **FR:** None.

Game 16 Bengals 23, Tennessee 21

Sunday, Jan. 6, at Adelphia Coliseum

For the second straight week, the Bengals erased a 14-0 first-half deficit and won on a field goal in the final seconds of play. Against the Titans, Neil Rackers connected for a 34-yard FG with 20 seconds left to win it. The Bengals tied the game 14-14 on Corey Dillon second-quarter TD runs of 2 and 34 yards, and Cincinnati went ahead 20-14 on a pair of Rackers field goals. The Titans went back on top 21-20 on a 35-yard TD pass from Neil O'Donnell to Derrick Mason late in the third quarter. The Bengals drove to Tennessee's 1-yard line midway through the fourth quarter, but were turned away when LB Greg Favors intercepted a halfback-option pass by Dillon. The Bengals forced a punt on Tennessee's next possession, and took control at their 30 with 1:52 to play and no timeouts. Cincinnati drove 54 yards in 9 plays to set up the winning FG. In halting a seven-game losing streak in the Tennessee series, the Bengals got 340 passing yards from QB Jon Kitna, with 9 catches for 152 yards by WR Darnay Scott. Dillon rushed for 87 yards and finished the season with 1315 yards and a career-high 13 TDs. The Bengals closed the season 6-10; Tennessee wound up 7-9.

Cincinnati	0	14	6	3	—	23
Tennessee	7	7	7	0	—	21

TEAM	SCORING PLAY	QTR-LEFT
Tenn.	D.Mason 41 pass from S.McNair (J.Nedney kick)	1-9:17
Tenn.	S.McNair 6 run (J.Nedney kick)	2-14:53
Cin.	C.Dillon 2 run (N.Rackers kick)	2-6:29
Cin.	C.Dillon 34 run (N.Rackers kick)	2-1:18
Cin.	N.Rackers 30 field goal	3-5:33
Cin.	N.Rackers 33 field goal	3-2:21
Tenn.	D.Mason 35 pass from N.O'Donnell (J.Nedney kick)	3-0:55
Cin.	N.Rackers 34 field goal	4-0:20

Missed FG: None.
Attendance: 68,798. Time: 3:16.

	CINCINNATI	TENNESSEE
First downs	25	16
Third down conversions-attempts	6-17	5-12
Total net yards	436	329
Net yards rushing	100	57
Net yards passing	336	272
Pass attempts-completions-interceptions	48-28-2	32-18-0
Sacks against-yards lost	1-4	3-35
Punts-average	4-34.8	6-31.0
Punt returns-yards	1-0	2-7
Kickoff returns-yards	3-34	6-104
Penalties-yards	5-90	11-95
Fumbles-lost	2-1	3-2
Time of possession	31:10	28:50

RUSHING									
BENGALS	Att	Yds	Lg	Td	TITANS	Att	Yds	Lg	Td
C.Dillon	22	87	34-1	2	E George	21	50	9	0
B.Bennett	3	13	13	0	S.McNair	2	7	6-1	1
J.Kitna	2	0	2	0					
TOTALS	27	100	34-1	2	TOTALS	23	57	9	1
PASSING									
BENGALS	Att	Cmp	Yds	Td-I	TITANS	Att	Cmp	Yds	Td-I
J.Kitna	47	28	340	0-1	S.McNair	18	11	173	1-0
C.Dillon	1	0	0	0-1	N.O'Donnell	14	7	134	1-0
TOTALS	48	28	340	0-2	TOTALS	32	18	307	2-0

RECEIVING											
BENGALS					TITANS						
	No	Yds	Lg	TD		No	Yds	Lg	TD		
D.Scott	9	152	39	0	D.Mason	9	186	41-1	2		
P.Warrick	5	33	8	0	K.Dyson	4	55	28	0		
D.Farmer	3	57	27	0	D.Bennett	2	25	19	0		
C.Dillon	3	27	16	0	F.Wycheck	2	23	19	0		
C.Johnson	2	34	28	0	E.George	1	18	11	0		
L.Neal	2	11	9	0	(*on a lateral)						
B.Bennett	2	9	6	0							
K.McMullen	1	11	11	0							
R.Dugans	1	6	6	0							
TOTALS	28	340	39	0	TOTALS	18	307	41-1	2		

INDIVIDUAL DEFENSE
CINCINNATI (coaches' stats) — **Leading Tackler:** T.Spikes 8-3-11. **Sacks:** T.Spikes 2-23, J.Johnson 1-12. **Int.:** None. **FF:** T.Spikes 1, D.Williams 1. **FR:** D.Williams 1-0.
TENNESSEE (press box stats) — **Leading Tackler:** P.Phenix 8-2-10. **Sacks:** G.Favors 1-4. **Int.:** S.Rolle 1-3, G.Favors 1-0. **FF:** F.Chamberlin 1. **FR:** E.Robinson 1-(-1).

BENGALS 2001 PARTICIPATION CHART

PLAYER	Cin. G-S	1 N.E.	2 Balt.	3 @S.D.	4 @Pitt.	5 Cle.	6 Chi.	7 @Del.
Anderson, Willie	16-16	RT	RT	RT	RT	RT	RT	RT
Armour, JoJuan	16-11	P	P	P	P	SS	SS	SS
Battaglia, Marco	8-1	P	P	P	P	P	2ndTE	P
Bean, Robert	15-4	P	P	P	P	P	P	IL
Bennett, Brandon	16-1	P	P	P	P	P	P	P
Booker, Vaughn	14-13	LDE	P	LDE	LDE	LDE	IL	LDE
Boyle, Jeff	0-0	PS	PS	PS	PS	PS	PSI	PSI
Braham, Rich	16-16	C	C	C	C	C	C	C
Brewer, Sean	0-0	IR	IR	IR	IR	IR	IR	IR
Carter, Chris	16-4	FS	FS	FS	FS	P	P	P
Carter, Tom	6-0	P	P	P	P	P	P	IL
Chevrier, Randy	5-0	NWT	NWT	NWT	NWT	NWT	NWT	NWT
Copeland, John	0-0	IR	NWT	NWT	NWT	NWT	NWT	NWT
Covington, Scott	0-0	IL	NWT	NWT	NWT	NWT	NWT	NWT
Curtis, Canute	16-4	P	P	P	P	P	P	P
Dillon, Corey	16-16	HB	HB	HB	HB	HB	HB	HB
Doughty, Mike	0-0	LS	LS	LS	LS	LS	LS	LS
Dugans, Ron	16-3	P	4thWR	P	P	P	P	P
Edmonds, Chris	0-0	PS	PS	PS	PS	PS	PS	PS
Farmer, Danny	12-1	IL	IL	P	P	P	P	P
Foley, Steve	12-12	LLB	LLB	LLB	LLB	LLB	LLB	LLB
Gibson, Oliver	16-16	LDT	LDT	LDT	LDT	LDT	LDT	LDT
Goff, Mike	16-16	RG	RG	RG	RG	RG	RG	RG
Gutierrez, Brock	15-0	P	P	DNP	P	P	P	P
Hall, Cory	16-15	SS	SS	SS	SS	FS	FS	FS
Harris, Nick	16-0	P	P	P	P	P	P	P
Hawkins, Artrell	14-13	RCB	RCB	RCB	RCB	RCB	RCB	RCB
Heath, Rodney	5-5	LCB	LCB	LCB	LCB	LCB	IR	IR
Holmes, Jaret	0-0	NWT	NWT	NWT	NWT	NWT	NWT	NWT
Houshmandzadeh, T.J.	12-1	IL	IL	P	IL	IL	P	P
Ivy, Khori	0-0	NWT	NWT	NWT	NWT	NWT	NWT	NWT
Jackson, John	11-0	DNP	DNP	DNP	DNP	P	P	P
Jennings, Ligarius	9-0	NWT	NWT	NWT	NWT	NWT	P	P
Johnson, Chad	12-3	P	3rdWR	P	3rdWR	P	IL	IL
Johnson, Malcolm	0-0	PS	PS	PS	PS	PS	PS	PS
Johnson, Riall	7-0	P	P	IL	IL	P	IL	NWT
Johnson, Rudi	2-0	IL	IL	IL	IL	IL	IL	IL
Kaesviharn, Kevin	10-3	NWT	NWT	NWT	NWT	NWT	NWT	P
Keaton, Curtis	13-0	P	P	P	P	P	P	P
Keur, Joshua	0-0	NWT	NWT	NWT	NWT	NWT	NWT	NWT
Kitna, Jon	16-15	QB	QB	QB	QB	QB	QB	QB
Langford, Devon	3-0	P	IL	IL	IL	IL	P	IL
Leyva, Victor	0-0	IL	IL	IL	IL	IL	IL	IL
McGee, Tony	11-9	TE	P	TE	TE	TE	TE	TE
McMullen, Kirk	7-2	PS	PS	PS	PS	PS	PS	PS
Mitchell, Scott	1-0	IL*	DNP	DNP	DNP	DNP	DNP	DNP
Monds, Mario	2-0	IL	IL	IL	IL	DNP	P	P
Moore, Freddie	0-0	IR	IR	IR	IR	NWT	NWT	NWT
Neal, Lorenzo	16-10	FB	P	FB	FB	FB	P	FB
O'Dwyer, Matt	12-12	LG	LG	LG	LG	LG	LG	LG
Rackers, Neil	16-0	P	P	P	P	P	P	P
Redziniak, Ray	0-0	NWT	NWT	NWT	NWT	NWT	NWT	NWT
Rehberg, Scott	14-4	P	DNP	P	P	DNP	P	P
Roman, Mark	13-8	P	P	P	P	P	LCB	LCB
Ross, Adrian	16-1	P	P	P	P	RLB	P	P
St. Louis, Brad	11-0	P	P	P	P	P	P	P
Scott, Darnay	16-15	WR	WR	WR	WR	WR	WR	WR
Simmons, Brian	16-16	MLB	MLB	MLB	MLB	MLB	MLB	MLB
Smith, Akili	2-1	DNP	IL*	IL*	IL*	IL*	IL*	IL*
Smith, Justin	15-11	REX	P	P	P	P	RDE	RDE
Spearman, Armegis	0-0	IR	IR	IR	IR	IR	IR	IR
Spikes, Takeo	15-15	RLB	RLB	RLB	RLB	IL	RLB	RLB
Steele, Glen	16-1	P	P	P	P	P	RDT	P
Stephens, Jamain	9-2	IL	IL	IL	IL	IL	IL	P
Sultsted, Alex	0-0	PS	PS	PS	PS	PS	PS	NWT
Thompson, Kevin	0-0	NWT	NWT	NWT	NWT	NWT	NWT	NWT
Warrick, Peter	16-14	WR	WR	WR	WR	WR	WR	WR
Webb, Richmond	16-16	LT	LT	LT	LT	LT	LT	LT
Whittington, Bernard	16-5	P	LDE	P	P	RDT	LDE	RDT
Williams, Darryl	15-1	P	P	IL	P	P	P	P
Williams, Nick	4-2	PUP	PUP	PUP	PUP	PUP	PUP	PUP
Williams, Tony	13-13	RDT	RDT	RDT	RDT	IL	IL	IL
Wilson, Reinard	16-5	RDE	RDE	RDE	RDE	RDE	P	P

LEGEND (position abbreviation indicates start): **P** - played; **DNP** - did not play (but on active roster); **IL** - inactive list; **IR** - injured reserve list; **LS** - left squad list; **PS** - practice squad; **PSI** - practice squad/injured list; **PUP** - physically unable to perform list; **NFI** - non-football injury list; **REX** - roster exemption; **NWT** - not with team; * - designated third quarterback

PLAYER	8 @Jax.	9 Ten.	10 @Cle.	11 T.B.	12 Jax.	13 @NYJ	14 @Balt.	15 Pit.	16 @Ten.
Anderson	RT	RT	RT	RT	RT	RT	RT	RT	RT
Armour	SS	P	SS	SS	SS	SS	SS	SS	SS
Battaglia	P	NFI	NFI	NFI	NFI	NWT	NWT	NWT	NWT
Bean	P	3rdCB	P	RCB	RCB	P	P	P	RCB
Bennett	P	P	P	P	P	P	P	P	2ndHB
Booker	LDE	LDE	LDE	LDE	LDE	LDE	LDE	LDE	IL
Boyle	PSI	PSI	PSI	PSI	PSI	PSI	PSI	PSI	PSI
Braham	C	C	C	C	C	C	C	C	C
Brewer	IR	IR	IR	IR	IR	IR	IR	IR	IR
Carter, C.	P	P	P	P	P	P	P	P	P
Carter, T.	IR	IR	IR	IR	IR	NWT	NWT	NWT	NWT
Chevrier	NWT	NWT	NWT	NWT	P	P	P	P	P
Copeland	NWT	NWT	NWT	NWT	NWT	NWT	NWT	NWT	NWT
Covington	NWT	NWT	NWT	NWT	NWT	NWT	DNP	DNP	IL
Curtis	P	P	P	P	P	LLB	LLB	LLB	LLB
Dillon	HB	HB	HB	HB	HB	HB	HB	HB	HB
Doughty	LS	LS	LS	LS	LS	NWT	NWT	NWT	NWT
Dugans	3rdWR	P	P	P	P	P	WR	P	P
Edmonds	PS	PS	PS	PS	PS	PS	IL	IL	IL
Farmer	P	P	P	P	IL	IL	P	WR	P
Foley	LLB	LLB	LLB	LLB	LLB	IL	IL	IL	IL
Gibson	LDT	LDT	LDT	LDT	LDT	LDT	LDT	LDT	LDT
Goff	RG	RG	RG	RG	RG	RG	RG	RG	RG
Gutierrez	P	P	P	P	P	P	P	P	P
Hall	FS	FS	FS	FS	FS	P	FS	FS	FS
Harris	P	P	P	P	P	P	P	P	P
Hawkins	RCB	RCB	RCB	IL	IL	RCB	RCB	RCB	P
Heath	IR	IR	IR	IR	IR	IR	IR	IR	IR
Holmes	PS	PS	PS	PS	PS	NWT	NWT	NWT	NWT
Houshmandzadeh	P	P	P	P	P	P	WR	P	P
Ivy	NWT	NWT	NWT	NWT	NWT	NWT	PS	PS	PS
Jackson	P	P	P	P	P	P	DNP	P	P
Jennings	P	P	IL	P	P	IL	P	P	P
Johnson, C.	IL	IL	P	P	P	P	P	P	3rdWR
Johnson, M.	PS	PS	PS	NWT	NWT	NWT	NWT	NWT	NWT
Johnson, Riall	IL	IL	IL	IL	IL	P	P	P	P
Johnson, Rudi	IL	IL	IL	IL	IL	IL	IL	P	P
Kaesviharn	P	P	P	P	P	P	LCB	LCB	LCB
Keaton	P	P	P	P	P	P	IL	IL	IL
Keur	NWT	NWT	PS	PS	PS	PS	PS	PS	PS
Kitna	QB	QB	QB	QB	QB	P	QB	QB	QB
Langford	IL	IL	IL	IL	IL	IL	IL	P	P
Leyva	IL	IL	IL	IL	IL	IL	IL	DNP	IL
McGee	TE	TE	TE	TE	IR	IR	IR	IR	IR
McMullen	PS	P	P	PS	P	TE	P	TE	P
Mitchell	DNP	DNP	P	IL*	IL*	IL*	IL	IL*	DNP
Monds	IL	IL	IL	IL	IL	IL	IL	IL	IL
Moore	NWT	NWT	NWT	NWT	NWT	NWT	NWT	NWT	NWT
Neal	P	FB	FB	FB	FB	FB	P	P	P
O'Dwyer	LG	IL	IL	IL	LG	LG	LG	IL	LG
Rackers	P	P	P	P	P	P	P	P	P
Redziniak	NWT	NWT	PS	PS	PS	PS	PS	PS	PS
Rehberg	P	LG	LG	LG	P	P	P	LG	P
Roman	LCB	LCB	LCB	LCB	LCB	LCB	IR	IR	IR
Ross	P	P	P	P	P	P	P	P	P
St. Louis	P	P	P	P	IR	IR	IR	IR	IR
Scott	WR	WR	WR	WR	WR	WR	P	WR	WR
Simmons	MLB	MLB	MLB	MLB	MLB	MLB	MLB	MLB	MLB
Smith, A.	IL*	IL*	P*	DNP	DNP	QB	IR	IR	IR
Smith, J.	RDE	RDE	RDE	RDE	RDE	RDE	RDE	RDE	RDE
Spearman	IR	IR	IR	IR	IR	IR	IR	IR	IR
Spikes	RLB	RLB	RLB	RLB	RLB	RLB	RLB	RLB	RLB
Steele	P	P	P	P	P	P	P	P	P
Stephens	IL	P	P	P	P	P	TE	2ndTE	P
Sulisted	NWT	NWT	NWT	NWT	NWT	NWT	NWT	NWT	NWT
Thompson	NWT	NWT	NWT	NWT	NWT	NWT	PS	PS	PS
Warrick	WR	WR	WR	WR	WR	WR	P	P	WR
Webb	LT	LT	LT	LT	LT	LT	LT	LT	LT
Whittington	P	P	P	P	P	P	P	P	LOE
Williams, D.	P	P	P	P	P	FS	P	P	P
Williams, N.	PUP	REX	REX	P	H-B	P	H-B	IL	IL
Williams, T.	RDT	RDT	RDT	RDT	RDT	RDT	RDT	RDT	RDT
Wilson	P	P	P	P	P	P	P	P	P

2001

- July 10: Signed G **Victor Leyva** (D5) to 3-year contract.
- July 11: Signed LB **Riall Johnson** (D6) to 3-year contract.
- July 12: Signed DE **Bernard Whittington** (UFA-Ind.) to 2-year contract; Waived TE **Jason Gavada**, LB **Duke Pettijohn** and WR **Chris Rosier**.
- July 13: Waived LB **Dave Puloka**.
- July 17: Signed **Rudi Johnson** (D4) to 3-year contract; Signed G **Scott Rehberg** to 2-year contract through 2002, replacing existing deal which was due to expire after 2001 season.
- July 18: Signed WR **Chad Johnson** (D2) to 4-year contract; Signed TE **Sean Brewer** (D3) and WR **T.J. Houshmandzadeh** (D7), each to 3-year contracts.
- July 20: Placed G **Jeff Chase**, DE **Kevin Henry**, DT **Glen Steele** and FB **Nick Williams** on Active/Physically Unable to Perform list; Placed SS **Jared Lee** on Active/Non-Football Injury list.
- July 24: Placed DT **Glen Steele** and G **Jeff Chase** on active roster (both passed physical).
- July 25: Placed SS **Jared Lee** on active roster (passed physical).
- July 30: Waived DT **Calvin Lewis** and FS **Gary Thompkins**.
- July 31: Placed FB **Kenneth Williams** on Reserve/Non-Football Injury list.
- Aug. 1: Waived FB **Kenneth Williams**.
- Aug. 6: Waived G **Jeff Chase**.
- Aug. 7: Placed DE **Kevin Henry** on active roster (passed physical); Waived SS **Jared Lee**; Reported to NFL that OT **Mike Doughty** voluntarily left the team.
- Aug. 12: Terminated contract of CB **Carlton Gray**.
- Aug. 14: Placed OT **Mike Doughty** on Reserve/Left Squad list.
- Aug. 23: Acquired LB **Corey Moore** on waivers from Buffalo.
- Aug. 27: Waived HB **Michael Basnight**, P **Will Brice**, CB **Kenny Bryant**, QB **Scott Covington**, K **Richie Cunningham**, WR-CB **Ramondo North**, OLB **Kamal Shakir** and WR **Craig Yeast**; Placed FB **Nick Williams** on Reserve/Physically Unable to Perform list; Placed OT **Freddie Moore** on Reserve/Injured list.
- Aug. 29: Signed LB **Adrian Ross** to 3-year contract extension through the 2004 season; Acquired P **Nick Harris** on waivers from Denver; Placed WR **Chad Plummer** on Reserve/Injured list.
- Aug. 30: Waived WR **Chad Plummer** from Reserve/Injured list with an injury settlement.
- Sept. 2: Terminated the contracts of FB **Clif Groce**, DE **Kevin Henry**, DE **Jevon Langford** and S-KOR **Tremain Mack**; Waived DT **Jeff Boyle**, OLB **Chris Edmonds**, MLB **Rashad Harris**, WR **Malcolm Johnson**, LS-TE **Kirk McMullen**, DE **Corey Moore**, P **Daniel Pope** and C **Roger Roessler**; Placed WR **Damon Griffin**, OLB **Armegis Spearman** and TE **Sean Brewer** on Reserve/Injured list; Signed QB **Scott Covington** to 2-year contract.
- Sept. 3: Signed DT **Jeff Boyle**, OLB **Chris Edmonds**, WR **Malcolm Johnson** and TE-LS **Kirk McMullen** to practice squad.
- Sept. 4: Acquired DT **Mario Monds** on waivers from Washington; Signed OT **Alex Sulsted** (FA) to practice squad; Terminated contract of DT **Tom Barndt**.
- Sept. 5: Waived WR **Damon Griffin** from Reserve/Injured list with injury settlement.
- Sept. 6: Signed DE **Jevon Langford** to 3-year contract; Placed DE **John Copeland** on Reserve/Injured list.
- Sept. 8: Signed DE **Justin Smith** (D1) to 6-year contract (granted temporary roster exemption).
- Sept. 10: Released DE **John Copeland** from Reserve/Injured list with injury settlement; Waived QB **Scott Covington**.
- Sept. 14: Lifted roster exemption for DE **Justin Smith**, adding him to 53-player active roster.
- Sept. 25: Signed DT **Glen Steele** to 3-year contract through 2003, replacing existing deal which was due to expire after 2001 season.
- Oct. 8: Waived OT **Freddie Moore** from Reserve/Injured list.
- Oct. 10: Signed LB **Steve Foley** to 5-year contract through 2005, replacing existing deal which was due to expire after 2001 season.
- Oct. 16: Signed CB **Ligarius Jennings** from Detroit practice squad to 3-year contract; Placed CB **Rodney Heath** on Reserve/Injured list.

- Oct. 19: Placed DT **Jeff Boyle** on Practice Squad/Injured list.
- Oct. 23: Signed CB **Kevin Kaesviharn** to practice squad.
- Oct. 26: OT **Alex Sulsted** signed off practice squad by Washington.
- Oct. 27: Signed CB **Kevin Kaesviharn** from practice squad to 3-year contract; Waived LB **Riall Johnson**.
- Oct. 30: Signed LB **Riall Johnson** to a 3-year contract; Waived CB **Kevin Kaesviharn**.
- Oct. 31: Signed CB **Kevin Kaesviharn** to practice squad.
- Nov. 1: Signed K **Jaret Holmes** to practice squad.
- Nov. 10: Signed CB **Kevin Kaesviharn** from practice squad to 3-year contract; Placed CB **Tom Carter** on Reserve/Injured list.
- Nov. 17: Signed TE **Kirk McMullen** from practice squad to 3-year contract; Placed TE **Marco Battaglia** on Reserve/Non-Football Illness list.
- Nov. 20: Signed TE **Joshua Keur** and G-C **Ray Redziniak** to the practice squad.
- Nov. 27: Activated FB **Nick Williams** from Reserve/Physically Unable to Perform list; Waived TE-LS **Kirk McMullen**; Released WR **Malcolm Johnson** from practice squad.
- Nov. 28: Signed TE-LS **Kirk McMullen** to practice squad.
- Dec. 3: Placed TE **Tony McGee** on Reserve/Injured list.
- Dec. 4: Signed TE-LS **Kirk McMullen** from practice squad to a 3-year contract; Signed DT-LS **Randy Chevrier** to practice squad.
- Dec. 6: Placed TE-LS **Brad St. Louis** on Reserve/Injured list.
- Dec. 7: Signed DT-LS **Randy Chevrier** from practice squad to 3-year contract.
- Dec. 10: Waived TE **Marco Battaglia** from Reserve/Non-Football Illness list; Released K **Jaret Holmes** from practice squad.
- Dec. 13: Waived CB **Tom Carter** from Reserve/Injured list; Waived OT **Mike Doughty** from Reserve/Left Squad list.
- Dec. 18: Signed LB **Chris Edmonds** from practice squad to 3-year contract; Placed QB **Akili Smith** on Reserve/Injured list; Signed WR **Khori Ivy** and QB **Kevin Thompson** to practice squad.
- Dec. 20: Signed QB **Scott Covington** to 1-year contract; Placed CB **Mark Roman** on Reserve/Injured list.

2002

- Jan. 7: Safeties coach **Ray Horton** resigned.
- Jan. 8: Signed WR **Khori Ivy** and G-C **Ray Redziniak** from practice squad, each to 3-year contract.
- Jan. 22: Announced the list of 5 players submitted to NFL as eligible for the expansion draft to stock the new Houston franchise: OT **John Jackson**, OLB **Riall Johnson**, DE **Jevon Langford**, TE **Tony McGee** and OT **Jamain Stephens**.
- Feb. 7: Signed **Darren Perry** as safeties coach.
- Feb. 11: Tight ends coach **Frank Verducci** resigned; Offensive assistant **John Garrett** named tight ends coach.
- Feb. 12: Allocated 5 players to NFL Europe: LS **Randy Chevrier** (Barcelona), CB **Ligarius Jennings** (Amsterdam), LB **Riall Johnson** (Barcelona), DT **Mario Monds** (Barcelona) and G **Ray Redziniak** (Barcelona); In addition, WR **Khori Ivy** was selected by Barcelona in NFL Allocated Player Draft.
- Feb. 19: Signed **Bob Surace** as offensive assistant coach.
- Mar. 1: OT **John Jackson** became unrestricted free agent when Bengals did not exercise 2002 contract option.
- Mar. 6: Signed OT **John Jackson** (UFA-Cin.) to a 1-year contract.
- Mar. 18: Signed CB **Artrell Hawkins** (UFA-Cin.) to a 3-year contract.
- Mar. 26: Signed CB **Jeff Burris** (FA) to 3-year contract.
- Mar. 29: Signed DE **Reinard Wilson** (UFA-Cin.) to 3-year contract.
- April 5: SS-FS **Chris Carter** (UFA-Cin.) signed with Houston.
- April 11: Signed OLB **Armegis Spearman** (unsigned with Bengals owing exclusive rights) to a 1-year contract.
- April 12: Signed QB **Scott Covington** (unsigned with Bengals owing exclusive rights) to a 1-year contract.
- April 20: Selected 3 college players in annual NFL Draft: OT **Levi Jones** of Arizona State in Round 1 (10th overall), FS **Lamont Thompson** of Washington State in Round 2 (41st), and TE **Matt Schobel** of Texas Christian in Round 3 (67th). Traded 73rd overall selection in Round 3 and 145th overall selection in Round 5 to Carolina for 67th overall selection in Round 3 prior to drafting Schobel.
- April 21: Selected 3 college players in annual NFL Draft: K-P **Travis Dorsch** of Purdue in Round 4 (109th overall), SS **Marquand**

Manuel of Florida in Round 6 (181st), and **DE Joey Evans** of North Carolina in Round 7 (219th).

April 23: Signed FS **Cory Hall** (RFA-Cin.), SS **JoJuan Armour** (RFA-Cin.) and FB/H-B **Nick Williams** (RFA-Cin.), each to 1-year contracts; Signed the following 18 CFAs to 2-year contracts (college in parenthesis): OT **Justin Bland** (Missouri), DE **Bob Dzonovick** (Buffalo), OT **John Grabowski** (Eastern Michigan), FB **Harold Jackson** (Temple), DT **Derrick Johnson** (Kentucky), WR **Jim Jones** (Widener), FS **Stephon Kelly** (Winston-Salem State), DE **Nate Krill** (Duke), WR **Kwazeon Leverette** (Syracuse), WR **Darcey Levy** (Pittsburgh), FB **Jason Murray** (Notre Dame), CB **Reggie Myles** (Alabama), LB **Jermaine Petty** (Arkansas), SS **Pig Prather** (Mississippi State), LB **Tito Rodriguez** (Central Florida), CB **Tierre Sams** (Fresno State), TE **Trent Sansbury** (Furman), WR **Michael Slater** (Murray State); Signed the following 2 CFAs to 3-year contracts: LB **Dwayne Levels** (Oklahoma State), G **Thatcher Szalay** (Montana).

April 25: Terminated contract of TE **Tony McGee**.

April 29: Signed DE **Eric Ogbogu** (UFA-NYJ) to 2-year deal; Signed the following 2 CFAs to 2-year contracts: FS **Robert Grant** (Hawaii), QB **Gavin Hoffman** (Pennsylvania).

May 1: Signed QB **Gus Ferolette** to 1-year contract; Terminated contract of FS **Darryl Williams**.

May 4: Waived 3 players due to failed physicals: DT **Bob Dzonovick**, WR **Jim Jones** and DE **Nate Krill**.

May 10: Signed TE **Matt Schobel** (D302) to 4-year contract.

May 13: Signed FS **Marquand Manuel** (D602) to 3-year contract.

May 16: Signed WR **Chris Archie** (CFA, Eastern Michigan) to 2-year contract.

May 31: Waived DT **Derrick Johnson**.

June 24: Signed DT **Pernell Davis** (FA) to 2-year contract.

July 2: Signed WR **Michael Westbrook** (UFA-Wash.) to 3-year contract.

July 9: Terminated contract of WR **Darnay Scott**.

IN 2001, THE BENGALS WERE...

4-4 at home
2-6 on the road
2-2 when scoring first
4-8 when opponent scores first
2-2 in games decided by 3 pts. or fewer
4-3 in games decided by 7 pts. or fewer
1-2 when leading at halftime
2-2 when tied at halftime
3-6 when trailing at halftime
3-2 when leading after three quarters
0-0 when tied after three quarters
3-8 when trailing after three quarters
5-3 when rushing for 100 net yards

6-4 when opponent rushes for less than 100 net yards
4-1 with plus turnover differential
0-2 with even turnover differential
2-7 with minus turnover differential
2-1 when passing for 250 net yards
2-0 when opponent passes for 250 net yards
6-0 when scoring 20 points or more
3-4 when opponent scores 20 points or more
5-10 when game is outdoors
1-0 when game is in a dome
5-10 on natural grass
1-0 on artificial turf
3-4 with fewer penalty yards

FINAL 2001 NFL STANDINGS

AFC EASTERN DIVISION

	W	L	T	PCT	PF	PA
New England	11	5	0	.688	371	272
Miami*	11	5	0	.688	344	290
New York Jets*	10	6	0	.625	308	295
Indianapolis	6	10	0	.375	413	486
Buffalo	3	13	0	.188	265	420

AFC CENTRAL DIVISION

	W	L	T	PCT	PF	PA
Pittsburgh	13	3	0	.813	352	212
Baltimore*	10	6	0	.625	303	265
Cleveland	7	9	0	.438	285	319
Tennessee	7	9	0	.438	336	388
Jacksonville	6	10	0	.375	294	286
Cincinnati	6	10	0	.375	226	309

AFC WESTERN DIVISION

	W	L	T	PCT	PF	PA
Oakland	10	6	0	.625	399	327
Seattle	9	7	0	.563	301	324
Denver	8	8	0	.500	340	339
Kansas City	6	10	0	.375	320	344
San Diego	5	11	0	.313	332	321

NFC EASTERN DIVISION

	W	L	T	PCT	PF	PA
Philadelphia	11	5	0	.688	343	208
Washington	8	8	0	.500	256	303
New York Giants	7	9	0	.438	294	321
Arizona	7	9	0	.438	295	343
Dallas	5	11	0	.313	246	338

NFC CENTRAL DIVISION

	W	L	T	PCT	PF	PA
Chicago	13	3	0	.813	338	203
Green Bay*	12	4	0	.750	390	266
Tampa Bay*	9	7	0	.563	324	280
Minnesota	5	11	0	.313	290	390
Detroit	2	14	0	.125	270	424

NFC WESTERN DIVISION

	W	L	T	PCT	PF	PA
St. Louis	14	2	0	.875	503	273
San Francisco*	12	4	0	.750	409	282
New Orleans	7	9	0	.438	333	409
Atlanta	7	9	0	.438	291	377
Carolina	1	15	0	.063	253	410

* Wild Card qualifier for playoffs

POSTSEASON (Home team in CAPS)

AFC WILD CARD PLAYOFFS:
NFC WILD CARD PLAYOFFS:

AFC DIVISIONAL PLAYOFFS:
NFC DIVISIONAL PLAYOFFS:

AFC CHAMPIONSHIP:
NFC CHAMPIONSHIP:

OAKLAND 38, N.Y. Jets 24
PHILADELPHIA 31, Tampa Bay 9

NEW ENGLAND 16, Oakland 13 (OT)
Philadelph 33, CHICAGO 19

New England 24, PITTSBURGH 17
ST. LOUIS 29, Philadelphia 24

Baltimore 20, MIAMI 3
GREEN BAY 25, San Francisco 15

PITTSBURGH 27, Baltimore 10
ST. LOUIS 45, Green Bay 17

SUPER BOWL XXXVI at Louisiana Superdome, New Orleans, Louisiana: New England (AFC) 20, St. Louis (NFC) 17

AFC-NFC Pro Bowl at Aloha Stadium, Honolulu, Hawaii: AFC 38, NFC 30

BENGALS 2001 PRESEASON STATISTICS

WON 1, LOST 3

Date	W/L	Score	Opponent	Att.
Aug. 4	L	13-16 OT	at Chicago	66,944
Aug. 10	W	27-24	at Detroit	55,744
Aug. 25	L	10-20	Buffalo	50,037
Aug. 30	L	17-23	Indianapolis	42,032

TEAM STATISTICS				Bengals	Opponents
TOTAL FIRST DOWNS				87	61
Rushing				41	19
Passing				43	35
Penalty				3	7
3rd Down: Made-Att				21-58	20-64
3rd Down Pct.				36.2	31.3
4th Down: Made-Att				2-7	1-1
4th Down Pct.				28.6	100.0
POSSESSION AVG.				30:49	29:11
TOTAL NET YARDS				1579	1074
Avg. Per Game				394.8	268.5
Total Plays				296	260
Avg. Per Play				5.3	4.1
NET YARDS RUSHING				817	448
Avg. Per Game				204.3	112.0
Total Rushes				137	114
NET YARDS PASSING				762	626
Avg. Per Game				190.5	156.5
Sacked-Yards Lost				15-81	15-77
Gross Yards				843	703
Att.-Completions				144-75	131-68
Completion Pct.				52.1	51.9
Had Intercepted				5	4
PUNTS-AVERAGE				21-43.4	25-46.8
Net Punting Avg.				27.8	40.0
PENALTIES-YARDS				23-179	24-204
FUMBLES-BALL LOST				12-6	5-2
TOUCHDOWNS				7	8
Rushing				5	1
Passing				2	5
Returns				0	2

Score by Periods	1	2	3	4	OT	Total
Bengals	17	20	10	20	0	67
Opponents	19	40	10	11	3	83

SCORING	TD-Ru	Rt	K-PAT	FG	S	TP
Rackers	0	0	0	6-6	4-6	0 18
Bennett	2	2	0	0	—	0 12
Cunningham	0	0	0	1-1	2-3	0 7
Dillon	1	1	0	0	—	0 6
Groce	1	1	0	0	—	0 6
C. Johnson	1	0	1	0	—	0 6
Scott	1	0	1	0	—	0 6
A. Smith	1	1	0	0	—	0 6
Bengals	7	5	2	0	7-7	6-9 0 67
Opponents	8	1	5	2	7-7	8-14 1 83

Two-point conversions: None, Bengals 0-0; Opponents 1-1.

RUSHING	No	Yds	Avg	Lg	TD
Keaton	40	212	5.3	17	0
Bennett	18	169	9.4	76†	2
Ru. Johnson	38	159	4.2	17	0
Dillon	9	126	14.0	87†	1
Basnigh	15	65	4.3	14	0
A. Smith	5	34	6.8	9	1
Mitchell	3	27	9.0	11	0
Warrick	2	12	6.0	7	0
Kilna	3	5	1.7	4	0
Groce	2	4	2.0	2†	1
Yeast	1	3	3.0	3	0
Neal	1	1	1.0	1	0
Bengals	137	817	6.0	87†	5
Opponents	114	448	3.9	55	1

RECEIVING	No	Yds	Avg	Lg	TD
C. Johnson	11	175	15.9	51	1
Warrick	10	121	12.1	25	0
Battaglia	8	75	9.4	22	0
Scott	7	94	13.4	27	1
Ru. Johnson	7	36	5.1	16	0
Farmer	6	82	13.7	32	0
Griffin	6	55	9.2	11	0
Bennett	4	42	10.5	24	0
M. Johnson	3	38	12.7	18	0
McGee	3	32	10.7	21	0
Dugans	3	28	9.3	13	0
St. Louis	2	30	15.0	22	0
Groce	2	6	3.0	3	0
McMullen	1	19	19.0	19	0
Keaton	1	7	7.0	7	0
Neal	1	3	3.0	3	0
Bengals	75	843	11.2	51	2
Opponents	68	703	10.3	53†	5

INTERCEPTIONS	No	Yds	Avg	Lg	TD
C. Carter	2	35	17.5	18	0
Bean	1	63	63.0	63	0
Ross	1	3	3.0	3	0
Bengals	4	101	25.3	63	0
Opponents	5	77	15.4	33	0

PUNTING	No	Yds	Avg	Net	TB	In20	Lg	B
Pope	10	409	40.9	32.7	0	3	56	0
Brice	7	341	48.7	21.4	4	1	64	0
N. Harris	4	162	40.5	26.8	0	1	49	0
Bengals	21	912	43.4	27.8	4	5	64	0
Opponents	25	1169	46.8	40.0	4	8	66	0

PUNT RETURNS	Ret	FC	Yds	Avg	Lg	TD
Yeast	5	2	57	11.4	16	0
Griffin	4	1	21	5.3	8	0
Warrick	2	0	3	1.5	7	0
Houshmandzadeh	1	0	8	8.0	8	0
Heath	0	3	0	—	—	0
Bengals	12	6	89	7.4	16	0
Opponents	11	3	248	22.5	80†	1

KICKOFF RETURNS	No	Yds	Avg	Lg	TD
Keaton	9	178	19.8	35	0
Houshmandzadeh	4	84	21.0	25	0
Mack	3	45	15.0	20	0
Battaglia	1	12	12.0	12	0
Griffin	1	39	39.0	39	0
Ru. Johnson	1	12	12.0	12	0
Bengals	19	370	19.5	39	0
Opponents	15	487	32.5	101†	1

FIELD GOALS	1-19	20-29	30-39	40-49	50+
Rackers	0-0	1-1	1-1	2-4	0-0
Cunningham	0-0	1-1	1-1	0-0	0-1
Bengals	0-0	2-2	2-2	2-4	0-1
Opponents	0-0	2-3	1-2	4-6	1-3

FIELD GOAL ATTEMPTS BY GAME:
Rackers: (47G) (34G) (23G, 45N) (42G, 47B).
Cunningham: (30G) (26G) (50N) (-).
Team: (47G, 30G) (26G, 34G) (23G, 45N, 50N) (42G, 47B).
Opponents: (44G, 45G, 47N, 39N, 48G) (29G, 54N) (43G, 29N, 52N, 45N) (23G, 30G, 53G).

DEFENSE

(Based on press box statistics)

Player	ST	AT	TT	Sks-Yds	Int-Yds	PD	FF	FR-Yds
Foley	13	1	14	1-10	0-0	0	0	0-0
C. Carter	11	1	12	0-0	2-35	2	1	0-0
Heath	8	3	11	0-0	0-0	0	0	0-0
Gibson	9	2	11	3-7	0-0	0	0	0-0
Ross	9	2	11	0-0	1-3	1	0	0-0
Mack	7	4	11	1-5	0-0	0	0	0-0
Simmons	7	4	11	0.5-5	0-0	1	0	0-0
Spikes	6	4	10	0.5-5	0-0	0	0	0-0
Armour	9	0	9	1-2	0-0	0	0	0-0
Wilson	9	0	9	2-10	0-0	0	1	0-0
Bean	8	1	9	0-0	1-63	3	0	0-0
Roman	8	1	9	1-6	0-0	2	0	0-0
Langford	7	2	9	1-8	0-0	0	0	0-0
T. Williams	4	5	9	1-3	0-0	0	0	0-0
Hall	6	2	8	1-5	0-0	0	0	0-0
T. Carter	7	0	7	0-0	0-0	2	0	0-0
Whittington	6	1	7	0-0	0-0	1	0	0-0
D. Williams	6	1	7	0-0	0-0	0	0	0-0
Copeland	4	3	7	0-0	0-0	1	0	0-0
Spearman	6	0	6	0-0	0-0	0	0	0-0
Booker	5	1	6	1-7	0-0	3	0	0-0
Curtis	5	1	6	0-0	0-0	0	0	0-0
Steele	4	1	5	1-4	0-0	2	1	1-0
Hawkins	3	0	3	0-0	0-0	1	0	0-0
Boyle	2	1	3	0-0	0-0	0	0	0-0
R. Harris	2	1	3	0-0	0-0	0	0	0-0
Lee	2	0	2	0-0	0-0	0	0	0-0
Henry	1	0	1	0-0	0-0	1	0	0-0
R. Johnson	1	0	1	0-0	0-0	0	0	0-0
Shakir	0	1	1	0-0	0-0	0	0	0-0

SPECIAL TEAMS

(Based on press box statistics)

Player	ST	AT	TT	FF	Yds	BP	FG	BXP
Armour	6	0	6	0	0-0	0	0	0
Dugans	2	1	3	0	0-0	0	0	0
Griffin	2	1	3	0	0-0	0	0	0
R. Johnson	1	2	0	0	0-0	0	0	0
Bean	1	0	1	0	0-0	0	0	0
C. Carter	1	0	1	0	0-0	0	0	0
Curtis	1	0	1	0	0-0	0	0	0
Edmonds	1	0	1	0	0-0	0	0	0
Heath	1	0	1	0	0-0	0	0	0
Plummer	1	0	1	0	0-0	0	0	0
Rackers	1	0	1	0	0-0	0	0	0
Ross	1	0	1	0	0-0	0	0	0
St. Louis	1	0	1	0	0-0	0	0	0
Barndt	1	0	1	0	0-0	0	0	0
R. Harris	1	0	1	0	1-0	0	0	0
Hall	0	1	1	0	0-0	0	0	0
Langford	0	1	1	0	0-0	0	0	0
Shakir	0	1	1	0	0-0	0	0	0
Wilson	0	1	1	0	0-0	0	0	0

PASSING	Att	Cmp	Yds	Cmp %	Yds/Att	TD	TD %	INT	Int %	Lg	Sacks-Yds	Rat
Kirna	69	36	368	52.2	5.33	1	1.4	2	2.9	25	6-37	60.5
Mitchell	63	32	353	50.8	5.60	1	1.6	3	4.8	32	4-12	53.2
A. Smith	12	7	122	58.3	10.17	0	0.0	0	0.0	51	5-32	93.1
Bengals	144	75	843	52.1	5.85	2	1.4	5	3.5	51	15-81	60.0
Opponents	131	68	703	51.9	5.37	5	3.8	4	3.1	53†	15-77	67.7



TEAM HISTORY



BENGALS ALL-TIME RESULTS

(Regular Season and Postseason)

All-Time Record: 229-298-1

All games on Sunday afternoon unless noted otherwise.

1968

Record: 3-11-0 (5th in AFL West); 2-5 at home, 1-6 on road

Head Coach: Paul Brown

Date	Opponent	W-L	Score	Att.	Stadium/Remarks
September 6	@San Diego	L	13-29	33,687	San Diego/Friday night
September 15	Denver	W	24-10	25,049	Nippert
September 22	Buffalo	W	34-23	24,045	Nippert
September 29	San Diego	L	10-31	28,642	Nippert
October 6	@Denver	L	7-10	41,257	Bears
October 13	@Kansas City	L	3-13	47,096	Municipal
October 20	Miami	L	22-24	25,942	Nippert
October 27	@Oakland	L	10-31	37,083	Oakland Coliseum
November 3	Houston	L	17-27	24,012	Nippert
November 10	Kansas City	L	9-16	25,537	Nippert
November 17	@Miami	W	38-21	31,747	Orange Bowl
November 24	Oakland	L	0-34	27,116	Nippert
December 1	@Boston	L	14-33	17,796	Fenway Park
December 8	@New York Jets	L	14-27	61,111	Shea

(Bye December 15)

215-329

Total home att.: 180,343

1969

Record: 4-9-1 (5th in AFL West); 4-3 at home; 0-6-1 on road

Head Coach: Paul Brown

Date	Opponent	W-L	Score	Att.	Stadium/Remarks
September 14	Miami	W	27-21	25,335	Nippert
September 21	San Diego	W	34-20	26,243	Nippert
September 28	Kansas City	W	24-19	27,812	Nippert
October 4	@San Diego	L	14-21	52,748	San Diego/Saturday night
October 12	New York Jets	L	7-21	27,927	Nippert
October 19	Denver	L	23-30	27,920	Nippert
October 26	@Kansas City	L	22-42	50,934	Municipal
November 2	Oakland	W	31-17	27,927	Nippert
November 9	@Houston	T	31-31	45,298	Astrodome
November 16	Boston	L	14-25	25,913	Nippert
November 23	@New York Jets	L	7-40	62,128	Shea
November 30	@Buffalo	L	13-16	35,122	War Memorial
December 7	@Oakland	L	17-37	54,427	Oakland Coliseum
December 14	@Denver	L	16-27	42,198	Mile High

280-367

Total home att.: 189,077

1970

Record: 8-6-0 (1st in AFC Central); 5-2 at home; 3-4 on road

Head Coach: Paul Brown

Date	Opponent	W-L	Score	Att.	Stadium/Remarks
September 20	Oakland	W	31-21	56,616	Riverfront
September 27	@Detroit	L	3-38	58,202	Tiger
October 4	Houston	L	13-20	55,094	Riverfront
October 11	@Cleveland	L	27-30	83,520	Cleveland
October 18	Kansas City	L	19-27	57,265	Riverfront
October 25	@Washington	L	0-20	50,415	RFK
November 2	@Pittsburgh	L	10-21	38,968	Three Rivers/Monday night
November 8	@Buffalo	W	43-14	43,587	War Memorial
November 15	Cleveland	W	14-10	60,007	Riverfront
November 22	Pittsburgh	W	34-7	59,276	Riverfront
November 29	New Orleans	W	26-6	59,342	Riverfront
December 6	@San Diego	W	17-14	41,461	San Diego
December 13	@Houston	W	30-20	34,435	Astrodome
December 20	Boston	W	45-7	60,157	Riverfront

312-255

Total home att.: 407,757

AFC DIVISIONAL PLAYOFFS

December 26	@Baltimore	L	0-17	51,127	Memorial/Saturday afternoon
-------------	------------	---	------	--------	-----------------------------

A RARE RUNNER

The only Bengals quarterback ever to rush for 100 yards in a game was **Virgil Carter**, who gained 110 on nine carries against Cleveland on Nov. 15, 1970.

The game was the first Bengals-Browns match in Riverfront Stadium (later renamed Cinergy Field), and marked Cincinnati's first victory (14-10) over its Ohio rival.

1971

Record: 4-10-0 (4th in AFC Central); 3-4 at home; 1-6 on road**Head Coach: Paul Brown**

Date	Opponent	W-L	Score	Att.	Stadium/Remarks
September 19	Philadelphia	W	37-14	55,880	Riverfront
September 26	@Pittsburgh	L	10-21	48,448	Three Rivers
October 3	@Green Bay	L	17-20	56,263	Lambeau Field
October 10	Miami	L	13-23	60,099	Riverfront
October 17	Cleveland	L	24-27	60,284	Riverfront
October 24	@Oakland	L	27-31	54,699	Oakland Coliseum
October 31	@Houston	L	6-10	37,947	Astrodome
November 7	Atlanta	L	6-9	59,604	Riverfront
November 14	@Denver	W	24-10	51,200	Mile High
November 21	Houston	W	28-13	59,390	Riverfront
November 28	San Diego	W	31-0	59,580	Riverfront
December 5	@Cleveland	L	27-31	82,705	Cleveland
December 12	Pittsburgh	L	13-21	60,022	Riverfront
December 19	@New York Jets	L	21-35	63,151	Shea
			284-265	Total home att.: 414,859	

1972

Record: 8-6-0 (3rd in AFC Central); 4-3 at home; 4-3 on road**Head Coach: Paul Brown**

Date	Opponent	W-L	Score	Att.	Stadium/Remarks
September 17	@New England	W	31-7	60,999	Schaefer
September 24	Pittsburgh	W	15-10	54,292	Riverfront
October 1	@Cleveland	L	6-27	81,564	Cleveland
October 8	Denver	W	21-10	55,812	Riverfront
October 15	@Kansas City	W	23-16	79,068	Arrowhead
October 22	@Los Angeles Rams	L	12-15	73,385	Los Angeles Coliseum
October 29	Houston	W	30-7	59,409	Riverfront
November 5	@Pittsburgh	L	17-40	50,350	Three Rivers
November 12	Oakland	L	14-20	59,485	Riverfront
November 19	Baltimore	L	19-20	49,512	Riverfront
November 26	@Chicago	W	13-3	55,701	Soldier Field
December 3	New York Giants	W	13-10	59,523	Riverfront
December 9	Cleveland	L	24-27	59,524	Riverfront/Saturday afternoon
December 17	@Houston	W	61-17	32,482	Astrodome
			299-229	Total home att.: 397,557	

1973

Record: 10-4-0 (1st in AFC Central); 7-0 at home; 3-4 on road**Head Coach: Paul Brown**

Date	Opponent	W-L	Score	Att.	Stadium/Remarks
September 16	@Denver	L	10-28	49,059	Mile High
September 23	Houston	W	24-10	51,823	Riverfront
September 30	@San Diego	W	20-13	46,733	San Diego
October 7	@Cleveland	L	10-17	70,805	Cleveland
October 14	Pittsburgh	W	19-7	55,819	Riverfront
October 21	Kansas City	W	14-6	56,397	Riverfront
October 28	@Pittsburgh	L	13-20	45,761	Three Rivers
November 4	@Dallas	L	10-38	54,944	Texas
November 11	@Buffalo	W	16-13	76,927	Rich
November 18	New York Jets	W	20-14	55,745	Riverfront
November 25	St. Louis	W	42-24	50,918	Riverfront
December 2	Minnesota	W	27-0	57,859	Riverfront
December 9	Cleveland	W	34-17	58,266	Riverfront
December 16	@Houston	W	27-24	21,955	Astrodome
			286-231	Total home att.: 386,827	

AFC DIVISIONAL PLAYOFFS

December 23	@Miami	L	16-34	74,651	Orange Bowl
-------------	--------	---	-------	--------	-------------

1974

Record: 7-7-0 (3rd in AFC Central); 4-3 at home; 3-4 on road**Head Coach: Paul Brown**

Date	Opponent	W-L	Score	Att.	Stadium/Remarks
September 15	Cleveland	W	33-7	53,113	Riverfront
September 22	San Diego	L	17-20	51,178	Riverfront
September 29	@San Francisco	W	21-3	49,895	Candlestick Park
October 6	Washington	W	28-17	56,175	Riverfront
October 13	@Cleveland	W	34-24	70,897	Cleveland
October 20	@Oakland	L	27-30	51,821	Oakland Coliseum
October 27	Houston	L	21-34	55,434	Riverfront
November 3	@Baltimore	W	24-14	36,110	Memorial
November 10	Pittsburgh	W	17-10	57,532	Riverfront
November 17	@Houston	L	3-20	44,054	Astrodome
November 24	Kansas City	W	33-6	49,777	Riverfront
December 2	@Miami	L	3-24	71,962	Orange Bowl/Monday night
December 8	Detroit	L	19-23	45,159	Riverfront
December 14	@Pittsburgh	L	3-27	42,878	Three Rivers/Saturday afternoon
			283-259	Total home att.: 368,368	

(All-Time Results, continued)

1975

Record: 11-3-0 (2nd in AFC Central/wild-card qualifier); 6-1 at home; 5-2 on road

Head Coach: Paul Brown

Date	Opponent	W-L	Score	Att.	Stadium/Remarks
September 21	Cleveland	W	24-17	52,874	Riverfront
September 28	@New Orleans	W	21-0	52,531	Louisiana Superdome
October 5	@Houston	W	21-19	45,321	Astrodome
October 12	New England	W	27-10	51,220	Riverfront
October 19	Oakland	W	14-10	48,122	Riverfront
October 26	@Atlanta	W	21-14	45,811	Atlanta-Fulton County
November 2	Pittsburgh	L	24-30	58,418	Riverfront
November 9	@Denver	W	17-16	49,919	Mile High
November 17	Buffalo	W	33-24	56,666	Riverfront/Monday night
November 23	@Cleveland	L	23-35	56,427	Cleveland
November 30	Houston	W	23-19	46,128	Riverfront
December 7	@Philadelphia	W	31-0	56,984	Veterans
December 13	@Pittsburgh	L	14-35	48,889	Three Rivers/Saturday afternoon
December 21	San Diego	W	47-17	46,474	Riverfront
			340-246	Total home att.: 359,902	

AFC DIVISIONAL PLAYOFFS

December 28	@Oakland	L	28-31	53,030	Oakland Coliseum
-------------	----------	---	-------	--------	------------------

1976

Record: 10-4-0 (2nd in AFC Central); 6-1 at home; 4-3 on road

Head Coach: Bill Johnson

Date	Opponent	W-L	Score	Att.	Stadium/Remarks
September 12	Denver	W	17-7	53,464	Riverfront
September 19	@Baltimore	L	27-28	50,374	Memorial
September 26	Green Bay	W	28-7	44,103	Riverfront
October 3	@Cleveland	W	45-24	75,817	Cleveland
October 10	Tampa Bay	W	21-0	49,700	Riverfront
October 17	@Pittsburgh	L	6-23	48,311	Three Rivers
October 24	@Houston	W	27-7	45,499	Astrodome
October 31	Cleveland	W	21-6	54,776	Riverfront
November 8	Los Angeles Rams	W	20-12	52,480	Riverfront/Monday night
November 14	Houston	W	31-27	53,243	Riverfront
November 21	@Kansas City	W	27-24	46,259	Arrowhead
November 28	Pittsburgh	L	3-7	55,142	Riverfront
December 6	@Oakland	L	20-35	52,430	Oakland Coliseum/Monday night
December 12	@New York Jets	W	42-3	31,067	Shea
			335-210	Total home att.: 362,908	

1977

Record: 8-6-0 (2nd in AFC Central); 5-2 at home; 3-4 on road

Head Coach: Bill Johnson

Date	Opponent	W-L	Score	Att.	Stadium/Remarks
September 18	Cleveland	L	3-13	52,847	Riverfront
September 25	Seattle	W	42-20	45,579	Riverfront
October 2	@San Diego	L	3-24	40,352	San Diego
October 9	@Green Bay	W	17-7	53,653	Milwaukee County
October 17	@Pittsburgh	L	14-20	47,950	Three Rivers/Monday night
October 23	Denver	L	13-24	54,395	Riverfront
October 30	Houston	W	13-10*	53,194	Riverfront/OT
November 6	@Cleveland	W	10-7	81,932	Cleveland
November 13	@Minnesota	L	10-42	45,371	Metropolitan
November 20	Miami	W	23-17	46,733	Riverfront
November 27	New York Giants	W	30-13	32,705	Riverfront
December 4	@Kansas City	W	27-7	38,488	Arrowhead
December 10	Pittsburgh	W	17-10	36,133	Riverfront/Saturday afternoon
December 18	@Houston	L	16-21	46,212	Astrodome
			238-235	Total home att.: 321,586	

1978

Record: 4-12-0 (4th in AFC Central); 3-5 at home; 1-7 on road

Head Coaches: Bill Johnson (0-5), Homer Rice (4-7)

Date	Opponent	W-L	Score	Att.	Stadium/Remarks
September 3	Kansas City	L	23-24	41,810	Riverfront
September 10	@Cleveland	L	10-13*	72,691	Cleveland/OT
September 17	Pittsburgh	L	3-28	50,260	Riverfront
September 24	New Orleans	L	18-20	40,455	Riverfront
October 1	@San Francisco	L	12-28	41,107	Candlestick Park
October 9	@Miami	L	0-21	54,729	Orange Bowl/Monday night
October 15	New England	L	3-10	48,699	Riverfront
October 22	@Buffalo	L	0-5	47,754	Rich
October 29	Houston	W	28-13	50,532	Riverfront
November 5	@San Diego	L	13-22	43,639	San Diego
November 13	Oakland	L	21-34	51,374	Riverfront/Monday night
November 19	@Pittsburgh	L	6-7	47,578	Three Rivers
November 26	@Houston	L	10-17	43,245	Astrodome
December 3	Atlanta	W	37-7	25,336	Riverfront
December 11	@Los Angeles Rams	W	20-19	47,471	L.A. Coliseum/Monday night
December 17	Cleveland	W	48-16	46,985	Riverfront
			252-284	Total home att.: 355,451	

1979

Record: 4-12-0 (4th in AFC Central); 4-4 at home; 0-8 on road**Head Coach:** Homer Rice

Date	Opponent	W-L	Score	Att.	Stadium/Remarks
September 2	@Denver	L	0-10	74,788	Mile High
September 9	@Buffalo	L	24-51	43,504	Rich
September 16	New England	L	14-20	41,805	Riverfront
September 23	Houston	L	27-30*	45,615	Riverfront/*OT
September 30	@Dallas	L	13-38	63,179	Texas
October 7	Kansas City	L	7-10	40,041	Riverfront
October 14	Pittsburgh	W	34-10	52,381	Riverfront
October 21	@Cleveland	L	27-28	75,119	Cleveland
October 28	Philadelphia	W	37-13	42,036	Riverfront
November 4	@Baltimore	L	28-38	37,740	Memorial
November 11	San Diego	L	24-26	40,782	Riverfront
November 18	@Houston	L	21-42	49,829	Astrodome
November 25	St. Louis	W	34-28	25,103	Riverfront
December 2	@Pittsburgh	L	17-37	46,521	Three Rivers
December 9	@Washington	L	14-28	52,882	RFK
December 16	Cleveland	W	16-12	42,183	Riverfront
			337-421	Total home att.: 329,946	

1980

Record: 6-10-0 (4th in AFC Central); 3-5 at home; 3-5 on road**Head Coach:** Forrest Gregg

Date	Opponent	W-L	Score	Att.	Stadium/Remarks
September 7	Tampa Bay	L	12-17	43,211	Riverfront
September 14	@Miami	L	16-17	38,322	Orange Bowl
September 21	Pittsburgh	W	30-28	52,490	Riverfront
September 28	Houston	L	10-13	50,413	Riverfront
October 5	@Green Bay	L	9-14	55,006	Lambeau Field
October 12	@Pittsburgh	W	17-16	53,668	Three Rivers
October 19	Minnesota	W	14-0	44,487	Riverfront
October 26	@Houston	L	3-23	49,189	Astrodome
November 2	San Diego	L	14-31	46,406	Riverfront
November 9	@Oakland	L	17-28	44,132	Oakland Coliseum
November 16	Buffalo	L	0-14	40,836	Riverfront
November 23	@Cleveland	L	7-31	79,253	Cleveland
November 30	@Kansas City	W	20-6	41,594	Arrowhead
December 7	Baltimore	W	34-33	35,651	Riverfront
December 14	@Chicago	W	17-14*	48,808	Soldier Field/*OT
December 21	Cleveland	L	24-27	50,058	Riverfront
			244-312	Total home att.: 363,552	

1981

Record: 12-4-0 (1st in AFC Central); 6-2 at home; 6-2 on road**Head Coach:** Forrest Gregg

Date	Opponent	W-L	Score	Att.	Stadium/Remarks
September 6	Seattle	W	27-21	41,177	Riverfront
September 13	@New York Jets	W	31-30	49,454	Shea
September 20	Cleveland	L	17-20	52,170	Riverfront
September 27	Buffalo	W	27-24*	46,418	Riverfront/*OT
October 4	@Houston	L	10-17	44,350	Astrodome
October 11	@Baltimore	W	41-19	33,060	Memorial
October 18	Pittsburgh	W	34-7	57,090	Riverfront
October 25	@New Orleans	L	7-17	46,336	Louisiana Superdome
November 1	Houston	W	34-21	54,736	Riverfront
November 8	@San Diego	W	40-17	51,259	San Diego Jack Murphy
November 15	Los Angeles Rams	W	24-10	56,836	Riverfront
November 22	Denver	W	38-21	57,207	Riverfront
November 29	@Cleveland	W	41-21	75,186	Cleveland
December 6	San Francisco	L	3-21	56,796	Riverfront
December 13	@Pittsburgh	W	17-10	50,623	Three Rivers
December 20	@Atlanta	W	30-28	35,972	Atlanta-Fulton County
			421-304	Total home att.: 422,430	

AFC DIVISIONAL PLAYOFF

January 3	Buffalo	W	28-21	55,420	Riverfront
-----------	---------	---	-------	--------	------------

AFC CHAMPIONSHIP

January 10	San Diego	W	27-7	46,302	Riverfront/-59° wind chill
------------	-----------	---	------	--------	----------------------------

SUPER BOWL XVI IN PONTIAC, MICHIGAN

January 24	San Francisco	L	21-26	81,270	Pontiac Silverdome
------------	---------------	---	-------	--------	--------------------

TOPS ON THE ROAD

The Bengals' best-ever road record came in their AFC Championship season of 1981, when they went 6-2. Cincinnati won its last four away from home after splitting the first four.

(All-Time Results, continued)

1982**Record: 7-2-0 (3rd in AFC);** 4-0 at home; 3-2 on road**Head Coach:** Forrest Gregg

Date	Opponent	W-L	Score	Att.	Stadium/Remarks
September 12	Houston	W	27-6	52,268	Riverfront
September 19	@Pittsburgh	L	20-26*	53,973	Three Rivers/OT
— PLAYERS STRIKE BEGINS, SEPTEMBER 20 —					
September 27	@Cleveland#				#Game canceled/Monday night
October 3	Miami#				#Game canceled
October 10	@New England#				#Game canceled
October 17	@New York Giants#				#Game canceled
October 24	Dallas#				#Game canceled
October 31	Pittsburgh#				#Game canceled
November 7	Washington#				#Game canceled
November 14	@Houston#				#Game canceled
— PLAYERS STRIKE ENDS AT 57 DAYS, NOVEMBER 17 —					
November 21	@Philadelphia	W	18-14	65,172	Veterans
November 28	Los Angeles Raiders	W	31-17	53,330	Riverfront
December 5	@Baltimore	W	20-17	23,598	Memorial
December 12	Cleveland	W	23-10	54,305	Riverfront
December 20	@San Diego	L	34-50	51,296	San Diego Jack Murphy/Monday night
December 26	Seattle	W	24-10	55,330	Riverfront
January 2	@Houston	W	35-27	26,522	Astrodome/rescheduled from Nov. 14
232-177				Total home att.: 215,233	

FIRST-ROUND SUPER BOWL TOURNAMENT

January 9	New York Jets	L	17-44	57,560	Riverfront
-----------	---------------	---	-------	--------	------------

1983**Record: 7-9-0 (3rd in AFC Central);** 4-4 at home; 3-5 on road**Head Coach:** Forrest Gregg

Date	Opponent	W-L	Score	Att.	Stadium/Remarks
September 4	Los Angeles Raiders	L	10-20	50,956	Riverfront
September 11	Buffalo	L	6-10	46,839	Riverfront
September 15	@Cleveland	L	7-17	79,700	Cleveland/Thursday night
September 25	@Tampa Bay	W	23-17	56,023	Tampa
October 2	Baltimore	L	31-34	48,104	Riverfront
October 10	Pittsburgh	L	14-24	56,086	Riverfront/Monday night
October 16	@Denver	L	17-24	74,305	Mile High
October 23	Cleveland	W	28-21	50,047	Riverfront
October 30	Green Bay	W	34-14	53,349	Riverfront
November 6	@Houston	W	55-14	39,706	Astrodome
November 13	@Kansas City	L	15-20	44,711	Arrowhead
November 20	Houston	W	38-10	46,375	Riverfront
November 28	@Miami	L	14-38	74,506	Orange Bowl/Monday night
December 4	@Pittsburgh	W	23-10	55,832	Three Rivers
December 11	Detroit	W	17-9	45,728	Riverfront
December 17	@Minnesota	L	14-20	51,565	Metrodome/Saturday afternoon
346-302				Total home att.: 397,484	

1984**Record: 8-8-0 (2nd in AFC Central);** 5-3 at home; 3-5 on road**Head Coach:** Sam Wyche

Date	Opponent	W-L	Score	Att.	Stadium/Remarks
September 2	@Denver	L	17-20	74,178	Mile High
September 9	Kansas City	L	22-27	47,111	Riverfront
September 16	@New York Jets	L	23-43	64,193	Giants
September 23	Los Angeles Rams	L	14-24	45,406	Riverfront
October 1	@Pittsburgh	L	17-38	57,098	Three Rivers/Monday night
October 7	Houston	W	13-3	43,637	Riverfront
October 14	@New England	L	14-20	48,154	Sullivan
October 21	Cleveland	W	12-9	50,667	Riverfront
October 28	@Houston	W	31-13	34,010	Astrodome
November 4	@San Francisco	L	17-23	58,324	Candlestick Park
November 11	Pittsburgh	W	22-20	52,497	Riverfront
November 18	Seattle	L	6-26	50,280	Riverfront
November 25	Atlanta	W	35-14	44,678	Riverfront
December 2	@Cleveland	W	20-17*	51,774	Cleveland/OT
December 9	@New Orleans	W	24-21	40,855	Louisiana Superdome
December 16	Buffalo	W	52-21	55,771	Riverfront
339-339				Total home att.: 390,047	

LONG DISTANCE LEADERS

Chris Bahr and **Doug Pelfrey** are the only Bengals kickers to convert two field goals of 50 or more yards in the same game.

Bahr booted field goals of 55 and 52 yards vs. Houston on September 23, 1979. Pelfrey connected from 53 and 50 yards at Houston on October 24, 1993.

1985

Record: 7-9-0 (2nd in AFC Central); 5-3 at home; 2-6 on road

Head Coach: Sam Wyche

Date	Opponent	W-L	Score	Att.	Stadium/Remarks
September 8	Seattle	L	24-28	51,625	Riverfront
September 15	@St. Louis	L	27-41	46,321	Busch
September 22	San Diego	L	41-44	52,270	Riverfront
September 30	@Pittsburgh	W	37-24	59,541	Three Rivers/Monday night
October 6	New York Jets	L	20-29	51,785	Riverfront
October 13	New York Giants	W	35-30	53,112	Riverfront
October 20	@Houston	L	27-44	35,590	Astrodome
October 27	Pittsburgh	W	26-21	55,421	Riverfront
November 3	@Buffalo	W	23-17	25,640	Rich
November 10	Cleveland	W	27-10	57,293	Riverfront
November 17	@Los Angeles Raiders	L	6-13	52,501	Los Angeles Coliseum
November 24	@Cleveland	L	6-24	74,439	Cleveland
December 1	Houston	W	45-27	46,140	Riverfront
December 8	Dallas	W	50-24	56,936	Riverfront
December 15	@Washington	L	24-27	50,544	RFK
December 22	@New England	L	23-34	57,953	Sullivan
441-437				Total home att.:	424,582

1986

Record: 10-6-0 (2nd in AFC Central); 6-2 at home; 4-4 on road

Head Coach: Sam Wyche

Date	Opponent	W-L	Score	Att.	Stadium/Remarks
September 7	@Kansas City	L	14-24	43,430	Arrowhead
September 14	Buffalo	W	36-33*	52,714	Riverfront/**OT
September 18	@Cleveland	W	30-13	78,779	Cleveland/Thursday night
September 28	Chicago	L	7-44	55,146	Riverfront
October 5	@Green Bay	W	34-28	51,230	Milwaukee County
October 13	Pittsburgh	W	24-22	54,283	Riverfront/Monday night
October 19	Houston	W	31-28	53,844	Riverfront
October 26	@Pittsburgh	L	9-30	50,815	Three Rivers
November 2	@Detroit	W	24-17	52,423	Pontiac Silverdome
November 9	@Houston	L	28-32	32,130	Astrodome
November 16	Seattle	W	34-7	54,410	Riverfront
November 23	Minnesota	W	24-20	53,003	Riverfront
November 30	@Denver	L	28-34	58,705	Mile High
December 7	@New England	W	31-7	60,633	Sullivan
December 14	Cleveland	L	3-34	58,062	Riverfront
December 21	New York Jets	W	52-21	51,619	Riverfront
409-394				Total home att.:	433,081

1987

Record: 4-11-0 (4th in AFC Central); 1-7 at home; 3-4 on road

Head Coach: Sam Wyche

Date	Opponent	W-L	Score	Att.	Stadium/Remarks
September 13	@Indianapolis	W	23-21	59,387	Hoosier Dome
September 20	San Francisco	L	26-27	53,498	Riverfront
— PLAYERS STRIKE BEGINS, SEPTEMBER 22 —					
September 27	@Los Angeles Rams	L	—	—	*Game canceled/players strike
October 4	San Diego**	L	9-10	18,074	Riverfront/**Strike replacement game
October 11	@Seattle**	W	17-10	31,739	Kingdome/**Strike replacement game
— PLAYERS STRIKE ENDS AT 24 DAYS, OCTOBER 15 —					
October 18	Cleveland**	L	0-34	40,179	Riverfront/**Strike replacement game
October 25	@Pittsburgh	L	20-23	53,692	Three Rivers
November 1	Houston	L	29-31	52,700	Riverfront
November 8	Miami	L	14-20	53,840	Riverfront
November 15	@Atlanta	W	16-10	25,758	Atlanta-Fulton County
November 22	Pittsburgh	L	16-30	59,910	Riverfront
November 29	@New York Jets	L	20-27	41,135	Giants
December 6	Kansas City	W	30-27*	46,489	Riverfront/**OT
December 13	@Cleveland	L	24-38	77,331	Cleveland
December 20	New Orleans	L	24-41	43,424	Riverfront
December 27	@Houston	L	17-21	49,775	Astrodome
285-370				Total home att.:	376,249

NO TDs; NO PROBLEM

Three times in their history, the Bengals have won without scoring a touchdown:

- On Sept. 24, 1972, K **Horst Muhlmann's** five field goals (41, 32, 20, 32, 34) fueled a 15-10 victory over Pittsburgh at Riverfront Stadium (later renamed Cinergy Field).

- On Oct. 21, 1984, K **Jim Breech** kicked four field goals (24, 23, 25, 33) for all the Bengals' points in a 12-9 victory over Cleveland at Riverfront.

- On Nov. 6, 1994, the Bengals won on the road without a TD for the only time in team history. Cincinnati used K **Doug Pelfrey's** club-record six field goals (36, 44, 36, 47, 28, 26) plus a safety by LB-DE **Alfred Williams** to post a 20-17 overtime victory at Seattle.

(All-Time Results, continued)

1988**Record: 12-4-0 (1st in AFC Central);** 8-0 at home; 4-4 on road**Head Coach:** Sam Wyche

Date	Opponent	W-L	Score	Att.	Stadium/Remarks
September 4	Phoenix	W	21-14	50,404	Riverfront
September 11	@Philadelphia	W	28-24	66,459	Veterans
September 18	@Pittsburgh	W	17-12	56,647	Three Rivers
September 25	Cleveland	W	24-17	54,943	Riverfront
October 2	@Los Angeles Raiders	W	45-21	42,594	Los Angeles Coliseum
October 9	New York Jets	W	36-19	57,482	Riverfront
October 16	@New England	L	21-27	59,969	Foxboro
October 23	Houston	W	44-21	54,659	Riverfront
October 30	@Cleveland	L	16-23	79,147	Cleveland
November 6	Pittsburgh	W	42-7	56,403	Riverfront
November 13	@Kansas City	L	28-31	34,614	Arrowhead
November 20	@Dallas	W	38-24	37,865	Texas
November 27	Buffalo	W	35-21	58,672	Riverfront
December 4	San Diego	W	27-10	56,866	Riverfront
December 11	@Houston	L	6-41	50,269	Astrodome
December 17	Washington	W	20-17*	52,157	Riverfront/Saturday afternoon/*OT
		448-329	Total home att.: 441,586		

AFC DIVISIONAL PLAYOFF

December 31	Seattle	W	21-13	58,560	Riverfront/Saturday afternoon
-------------	---------	---	-------	--------	-------------------------------

AFC CHAMPIONSHIP

January 8	Buffalo	W	21-10	59,747	Riverfront
-----------	---------	---	-------	--------	------------

SUPER BOWL XXIII IN MIAMI, FLORIDA

January 22	San Francisco	L	16-20	75,129	Joe Robbie
------------	---------------	---	-------	--------	------------

1989**Record: 8-8-0 (4th in AFC Central);** 5-3 at home; 3-5 on road**Head Coach:** Sam Wyche

Date	Opponent	W-L	Score	Att.	Stadium/Remarks
September 10	@Chicago	L	14-17	64,730	Soldier Field
September 17	Pittsburgh	W	41-10	53,885	Riverfront
September 25	Cleveland	W	21-14	55,996	Riverfront/Monday night
October 1	@Kansas City	W	21-17	61,165	Arrowhead
October 8	@Pittsburgh	W	26-16	52,785	Three Rivers
October 15	Miami	L	13-20	58,184	Riverfront
October 22	Indianapolis	L	12-23	57,642	Riverfront
October 29	Tampa Bay	W	56-23	57,225	Riverfront
November 5	@Los Angeles Raiders	L	7-28	51,080	Los Angeles Coliseum
November 13	@Houston	L	24-26	60,694	Astrodome/Monday night
November 19	Detroit	W	42-7	55,720	Riverfront
November 26	@Buffalo	L	7-24	80,074	Rich
December 3	@Cleveland	W	21-0	76,236	Cleveland
December 10	Seattle	L	17-24	54,744	Riverfront
December 17	Houston	W	61-7	47,510	Riverfront
December 25	@Minnesota	L	21-29	58,829	Metrodome/Monday night
		404-285	Total home att.: 440,906		

1990**Record: 9-7-0 (1st in AFC Central);** 5-3 at home; 4-4 on road**Head Coach:** Sam Wyche

Date	Opponent	W-L	Score	Att.	Stadium/Remarks
September 9	New York Jets	W	25-20	56,467	Riverfront
September 16	@San Diego	W	21-16	48,098	San Diego Jack Murphy
September 23	New England	W	41-7	56,470	Riverfront
October 1	@Seattle	L	16-31	60,135	Kingdome/Monday night
October 7	@Los Angeles Rams	W	34-31*	62,619	Anaheim/*OT
October 14	@Houston	L	17-48	53,501	Astrodome
October 22	@Cleveland	W	34-13	78,567	Cleveland/Monday night
October 28	@Atlanta	L	17-38	53,214	Atlanta-Fulton County
November 4	New Orleans	L	7-21	60,067	Riverfront
November 18	Pittsburgh	W	27-3	60,064	Riverfront/Sunday night
November 25	Indianapolis	L	20-34	60,051	Riverfront
December 2	@Pittsburgh	W	16-12	58,200	Three Rivers
December 9	San Francisco	L	17-20*	60,084	Riverfront/*OT
December 16	@Los Angeles Raiders	L	7-24	54,132	Los Angeles Coliseum
December 23	Houston	W	40-20	60,044	Riverfront
December 30	Cleveland	W	21-14	60,041	Riverfront
(Bye November 11)		360-352	Total home att.: 473,288		

AFC WILD CARD PLAYOFF

January 6	Houston	W	41-14	60,012	Riverfront
-----------	---------	---	-------	--------	------------

AFC DIVISIONAL PLAYOFF

January 13	@Los Angeles Raiders	L	10-20	92,045	Los Angeles Coliseum
------------	----------------------	---	-------	--------	----------------------

1991

Record: 3-13-0 (4th in AFC Central); 3-5 at home; 0-8 on road**Head Coach:** Sam Wyche

Date	Opponent	W-L	Score	Att.	Stadium/Remarks
September 1	@Denver	L	14-45	72,855	Mile High
September 8	Houston	L	7-30	56,463	Riverfront/Sunday night
September 15	@Cleveland	L	13-14	78,269	Cleveland
September 22	Washington	L	27-34	52,038	Riverfront
October 6	Seattle	L	7-13	60,010	Riverfront
October 13	@Dallas	L	23-35	63,275	Texas
October 21	@Buffalo	L	16-35	80,131	Rich/Monday night
October 27	@Houston	L	3-35	58,634	Astrodome
November 3	Cleveland	W	23-21	55,077	Riverfront
November 10	Pittsburgh	L	27-33*	55,503	Riverfront/*OT
November 17	@Philadelphia	L	10-17	63,189	Veterans
November 24	Los Angeles Raiders	L	14-38	52,044	Riverfront
December 1	New York Giants	W	27-24	45,063	Riverfront
December 9	@Miami	L	13-37	60,616	Joe Robbie/Monday night
December 15	@Pittsburgh	L	10-17	35,420	Three Rivers
December 22	New England	W	29-7	46,394	Riverfront
(Bye September 29)			263-435	Total home att.: 422,592	

1992

Record: 5-11-0 (4th in AFC Central); 3-5 at home; 2-6 on road**Head Coach:** Dave Shula

Date	Opponent	W-L	Score	Att.	Stadium/Remarks
September 6	@Seattle	W	21-3	57,350	Kingdome
September 13	Los Angeles Raiders	W	24-21*	54,240	Riverfront/*OT
September 20	@Green Bay	L	23-24	57,272	Lambeau Field
September 27	Minnesota	L	7-42	53,847	Riverfront
October 11	Houston	L	24-38	54,254	Riverfront
October 19	@Pittsburgh	L	0-20	55,411	Three Rivers/Monday night
October 25	@Houston	L	10-26	58,701	Astrodome
November 1	Cleveland	W	30-10	54,765	Riverfront
November 8	@Chicago	W	31-28*	56,120	Soldier Field/*OT
November 15	@New York Jets	L	14-17	60,196	Giants
November 22	Detroit	L	13-19	48,574	Riverfront
November 29	Pittsburgh	L	9-21	54,253	Riverfront
December 6	@Cleveland	L	21-37	68,368	Cleveland
December 13	@San Diego	L	10-27	50,579	San Diego Jack Murphy
December 20	New England	W	20-10	45,355	Riverfront
December 27	Indianapolis	L	17-21	47,837	Riverfront
(Bye October 4)			274-364	Total home att.: 413,125	

1993

Record: 3-13-0 (4th in AFC Central); 3-5 at home; 0-8 on road**Head Coach:** Dave Shula

Date	Opponent	W-L	Score	Att.	Stadium/Remarks
September 5	@Cleveland	L	14-27	75,508	Cleveland
September 12	Indianapolis	L	6-9	50,299	Riverfront
September 19	@Pittsburgh	L	7-34	53,682	Three Rivers
September 26	Seattle	L	10-19	46,880	Riverfront
October 10	@Kansas City	L	15-17	75,394	Arrowhead
October 17	Cleveland	L	17-28	55,647	Riverfront
October 24	@Houston	L	12-28	50,039	Astrodome
November 7	Pittsburgh	L	16-24	51,202	Riverfront
November 14	Houston	L	3-38	42,347	Riverfront
November 21	@New York Jets	L	12-17	64,264	Giants
November 28	Los Angeles Raiders	W	16-10	43,272	Riverfront
December 5	@San Francisco	L	8-21	60,039	Candlestick Park
December 12	@New England	L	2-7	29,794	Foxboro
December 19	Los Angeles Rams	W	15-3	36,612	Riverfront
December 26	Atlanta	W	21-17	27,014	Riverfront
January 2	@New Orleans	L	13-20	58,036	Louisiana Superdome
(Byes October 3 & October 31)			187-319	Total home att.: 353,273	

PERFECTION AT HOME

The Bengals have gone undefeated (and untied) at home during the regular season three times in team history:

- 8-0 in the Super Bowl season of 1988
- 7-0 in the 1973 playoff season
- 4-0 in the strike-shortened 1982 campaign

1994

Record: 3-13-0 (3rd in AFC Central); 2-6 at home; 1-7 on road**Head Coach:** Dave Shula

Date	Opponent	W-L	Score	Att.	Stadium/Remarks
September 4	Cleveland	L	20-28	52,778	Riverfront
September 11	@San Diego	L	10-27	53,217	San Diego Jack Murphy
September 18	New England	L	28-31	46,640	Riverfront
September 25	@Houston	L	13-20	44,253	Astrodome
October 2	Miami	L	7-23	55,056	Riverfront/Sunday night
October 16	@Pittsburgh	L	10-14	55,353	Three Rivers
October 23	@Cleveland	L	13-37	77,588	Cleveland
October 30	Dallas	L	20-23	57,096	Riverfront
November 6	@Seattle	W	20-17*	46,630	Kingdome/*OT
November 13	Houston	W	34-31	54,908	Riverfront
November 20	Indianapolis	L	13-17	55,566	Riverfront
November 27	@Denver	L	13-15	69,714	Mile High
December 4	Pittsburgh	L	15-38	53,401	Riverfront
December 11	@New York Giants	L	20-27	67,530	Giants
December 18	@Arizona	L	7-28	50,110	Sun Devil
December 24	Philadelphia	W	33-30	39,923	Riverfront/Saturday afternoon
(Bye October 9)			276-406	Total home att.: 415,368	

1995

Record: 7-9-0 (2nd in AFC Central); 3-5 at home; 4-4 on road**Head Coach:** Dave Shula

Date	Opponent	W-L	Score	Att.	Stadium/Remarks
September 3	@Indianapolis	W	24-21*	42,445	RCA Dome/*OT
September 10	Jacksonville	W	24-17	48,318	Riverfront
September 17	@Seattle	L	21-24	39,492	Kingdome
September 24	Houston	L	28-38	46,332	Riverfront
October 1	Miami	L	23-26	52,671	Riverfront
October 8	@Tampa Bay	L	16-19	41,732	Tampa
October 19	@Pittsburgh	W	27-9	56,684	Three Rivers/Thursday night
October 29	Cleveland	L	26-29*	58,639	Riverfront/*OT
November 5	Oakland	L	17-20	51,265	Riverfront
November 12	@Houston	W	32-25	32,998	Astrodome
November 19	Pittsburgh	L	31-49	54,636	Riverfront
November 26	@Jacksonville	W	17-13	68,249	Jacksonville Municipal
December 3	@Green Bay	L	10-24	60,318	Lambeau Field
December 10	Chicago	W	16-10	38,642	Riverfront
December 17	@Cleveland	L	10-26	55,875	Cleveland
December 24	Minnesota	W	27-24	34,568	Riverfront
(Bye October 15)			349-374	Total home att.: 385,071	

1996

Record: 8-8-0 (3rd in AFC Central); 6-2 at home; 2-6 on road**Head Coaches:** Dave Shula (1-6), Bruce Coslet (7-2)

Date	Opponent	W-L	Score	Att.	Stadium/Remarks
September 1	@ St. Louis	L	16-26	62,659	Trans World Dome
September 8	@ San Diego	L	14-27	55,880	SD Jack Murphy
September 15	New Orleans	W	30-15	45,412	Cinergy Field
September 29	Denver	L	10-14	51,798	Cinergy Field
October 6	Houston	L	27-30*	44,680	Cinergy Field/*OT/Sunday night
October 13	@ Pittsburgh	L	10-20	58,875	Three Rivers
October 20	@ San Francisco	L	21-28	63,218	3Com Park
October 27	Jacksonville	W	28-21	45,890	Cinergy Field
November 3	@ Baltimore	W	24-21	60,743	Memorial
November 10	Pittsburgh	W	34-24	57,265	Cinergy Field
November 17	@Buffalo	L	17-31	75,549	Rich
November 24	Atlanta	W	41-31	44,868	Cinergy Field
December 1	@Jacksonville	L	27-30	57,408	Jacksonville Municipal
December 8	Baltimore	W	21-14	43,022	Cinergy Field
December 15	@Houston	W	21-13	15,131	Astrodome
December 22	Indianapolis	W	31-24	49,389	Cinergy Field
(Bye September 22)			372-369	Total home att.: 382,324	

43 IN A ROW

The Bengals' longest sellout streak of regular and postseason home games is 43 straight games — at Riverfront Stadium/Cinergy Field. The sellout streak began with the opening game against Phoenix in 1988, the season the Bengals won the American Football Conference championship and met the San Francisco 49ers in Super Bowl XXIII. The final game of the streak was the home finale against Indianapolis in 1992.

1997

Record: 7-9-0 (4th in AFC Central); 6-2 at home; 1-7 on road

Head Coach: Bruce Coslet

Date	Opponent	W-L	Score	Att.	Stadium/Remarks
August 31	Arizona	W	24-21	53,644	Cinergy Field
September 7	@ Baltimore	L	10-23	52,968	Memorial
September 21	@ Denver	L	20-38	73,871	Mile High
September 28	New York Jets	L	14-31	57,209	Cinergy Field
October 5	@ Jacksonville	L	13-21	67,128	ALLTEL
October 12	@ Tennessee	L	7-30	17,071	Liberty Bowl (Memphis)
October 19	Pittsburgh	L	10-26	60,020	Cinergy Field
October 26	@ New York Giants	L	27-29	72,584	Giants
November 2	San Diego	W	38-31	53,754	Cinergy Field
November 9	@ Indianapolis	W	28-13	58,473	RCA Dome
November 16	@ Pittsburgh	L	3-20	55,226	Three Rivers
November 23	Jacksonville	W	31-26	55,158	Cinergy Field
November 30	@ Philadelphia	L	42-44	66,623	Veterans
December 4	Tennessee	W	41-14	49,086	Cinergy Field/Thursday night
December 14	Dallas	W	31-24	60,043	Cinergy Field
December 21	Baltimore	W	16-14	50,917	Cinergy Field
(Bye September 14)			355-405	Total home att.: 439,831	

1998

Record: 3-13-0 (5th in AFC Central); 1-7 at home; 2-6 on road

Head Coach: Bruce Coslet

Date	Opponent	W-L	Score	Att.	Stadium/Remarks
September 6	Tennessee	L	14-23	55,848	Cinergy Field
September 13	@ Detroit	W	34-28*	66,354	Pontiac Silverdome*/OT
September 20	Green Bay	L	6-13	56,346	Cinergy Field
September 27	@ Baltimore	L	24-31	68,154	Ravens Stadium at Camden Yards/Sunday night
October 11	Pittsburgh	W	25-20	59,979	Cinergy Field
October 18	@ Tennessee	L	14-44	33,288	Vanderbilt
October 25	@ Oakland	L	10-27	40,089	Network Associates Coliseum
November 1	Denver	L	26-33	59,974	Cinergy Field
November 8	@ Jacksonville	L	11-24	67,040	ALLTEL
November 15	@ Minnesota	L	3-24	64,232	Metrodome
November 22	Baltimore	L	13-20	52,571	Cinergy Field
November 29	Jacksonville	L	17-34	55,432	Cinergy Field
December 6	Buffalo	L	20-33	54,359	Cinergy Field
December 13	@ Indianapolis	L	26-39	55,179	RCA Dome
December 20	@ Pittsburgh	W	25-24	52,017	Three Rivers
December 27	Tampa Bay	L	0-35	49,826	Cinergy Field
(Bye October 4)			268-452	Total home att.: 444,335	

1999

Record: 4-12-0 (5th in AFC Central); 2-6 at home; 2-6 on road

Head Coach: Bruce Coslet

Date	Opponent	W-L	Score	Att.	Stadium/Remarks
September 12	@ Tennessee	L	35-36	65,272	Adelphia Coliseum
September 19	San Diego	L	7-34	47,660	Cinergy Field
September 26	@ Carolina	L	3-27	61,269	Ericsson
October 3	St. Louis	L	10-38	45,481	Cinergy Field
October 10	@ Cleveland	W	18-17	73,048	Cleveland Browns
October 17	Pittsburgh	L	3-17	59,669	Cinergy Field
October 24	@ Indianapolis	L	10-31	55,996	RCA Dome
October 31	Jacksonville	L	10-41	49,138	Cinergy Field
November 7	@ Seattle	L	20-37	66,303	Kingdome
November 14	Tennessee	L	14-24	46,017	Cinergy Field
November 21	Baltimore	L	31-34	43,279	Cinergy Field
November 28	@ Pittsburgh	W	27-20	50,907	Three Rivers
December 5	San Francisco	W	44-30	53,463	Cinergy Field
December 12	Cleveland	W	44-28	59,972	Cinergy Field
December 26	@ Baltimore	L	0-22	68,036	PSINet
January 2	@ Jacksonville	L	7-24	70,532	ALLTEL
(Bye December 19)			283-460	Total home att.: 404,679	

DOUBLE WHAMMY

Twice in Bengals history, two Cincinnati players have broken the 100-yard rushing mark in the same game.

On Oct. 29, 1972, in a 30-7 win vs. Houston, RB **Doug Dressler** gained 110 yards and HB **Essex Johnson** ran for 103 yards.

On Dec. 7, 1986, in a 31-7 victory at New England, HB **James Brooks** rushed for 163 yards and FB **Stanley Wilson** gained 120 yards.

(All-Time Results, continued)

2000

Record: 4-12-0 (5th in AFC Central); 3-5 at home; 1-7 on road

Head Coaches: Bruce Coslet (0-3), Dick LeBeau (4-9)

Date	Opponent	W-L	Score	Att.	Stadium/Remarks
September 10	Cleveland	L	7-24	64,006	Paul Brown
September 17	@Jacksonville	L	0-13	45,653	ALLTEL
September 24	@Baltimore	L	0-37	68,481	PSINet
October 1	Miami	L	16-31	61,535	Paul Brown
October 8	Tennessee	L	14-23	63,406	Paul Brown
October 15	@Pittsburgh	L	0-15	54,328	Three Rivers
October 22	Denver	W	31-21	61,603	Paul Brown
October 29	@Cleveland	W	12-3	73,118	Cleveland Browns
November 5	Baltimore	L	7-27	54,759	Paul Brown
November 12	@Dallas	L	6-23	62,170	Texas
November 19	@New England	L	13-16	60,292	Foxboro
November 26	Pittsburgh	L	28-48	63,925	Paul Brown
December 3	Arizona	W	24-13	50,289	Paul Brown
December 10	@Tennessee	L	3-35	68,498	Adelphia Coliseum
December 17	Jacksonville	W	17-14	50,469	Paul Brown
December 24	@Philadelphia	L	7-16	64,902	Veterans
(Bye September 3)			185-359	Total home att.: 469,992	

2001

Record: 6-19-0 (6th in AFC Central); 4-4 at home; 2-6 on road

Head Coach: Dick LeBeau

Date	Opponent	W-L	Score	Att.	Stadium/Remarks
September 9	New England	W	23-17	51,521	Paul Brown
September 16	@Tennessee	— NFL games not played as result of Sept. 11 terrorist attacks; game rescheduled for Jan. 6			
September 23	Baltimore	W	21-10	51,121	Paul Brown
September 30	@San Diego	L	14-28	56,048	Qualcomm
October 7	@Pittsburgh	L	7-16	62,335	Heinz Field
October 14	Cleveland	W	24-14	64,217	Paul Brown
October 21	Chicago	L	0-24	63,409	Paul Brown
October 28	@Detroit	W	31-27	69,343	Pontiac Silverdome
November 11	@Jacksonville	L	13-30	57,161	ALLTEL
November 18	Tennessee	L	7-20	63,865	Paul Brown
November 25	@Cleveland	L	0-18	72,918	Cleveland Browns
December 2	Tampa Bay	L	13-16*	52,135	Paul Brown/*OT
December 9	Jacksonville	L	10-14	44,920	Paul Brown
December 16	@New York Jets	L	14-15	77,745	Giants
December 23	@Baltimore	L	0-16	68,987	PSINet
December 30	Pittsburgh	W	26-23*	63,751	Paul Brown/*OT
January 6	@Tennessee**	W	23-21	68,798	Adelphia Coliseum/**rescheduled from Sept. 16
(Bye November 4)			226-309	Total home att.: 454,938	

1000 TIMES 12

In 2001, HB **Corey Dillon** posted the 12th 1000-yard rushing season in Bengals history. Here's an overview of those 12 ground-gobbling performances:

Rusher	Year	Yds.	Avg.	Comment
Corey Dillon	2000	1435	4.6	Broke existing team record by nearly 200 yards
Corey Dillon	2001	1315	3.9	Fifth straight 1000-yard season
James Brooks	1989	1239	5.6	Average is franchise-best
Corey Dillon	1999	1200	4.6	Late-season injury foils record bid
Harold Green	1992	1170	4.4	Led team with 41 catches
Corey Dillon	1998	1130	4.3	Led team by 887 yards
Corey Dillon	1997	1129	4.8	Bengals rookie record
James Brooks	1986	1087	5.3	Also 686 yards receiving
Pete Johnson	1981	1077	3.9	274 carries were team record until 2000
Ickey Woods	1988	1066	5.3	"Shuffled" into Super Bowl
Paul Robinson	1968	1023	4.3	Record stood for 13 years
James Brooks	1990	1004	5.1	Also 706 yards receiving

BENGALS ALL-TIME PRESEASON RESULTS

All-Time Preseason Record: 74-80-2

All games night games unless noted with (D).

1968 (2-3-0)

Date	Opponent	Score	W-L
August 3	Kansas City	14-38	L
August 10	@Denver	13-15	L
August 17	Buffalo	6-10	L
August 25 (D)	Pittsburgh-a	19-3	W
August 30	New York Jets-b	13-9	W

a-at Morgantown, W.Va.
b-at Memphis, Tenn.

1969 (3-2-0)

Date	Opponent	Score	W-L
August 10 (D)	Boston-a	13-21	L
August 16	Kansas City-b	7-23	L
August 23	Miami	28-21	W
August 30	@Pittsburgh	23-13	W
September 6	Denver	13-11	W

a-at Bowling Green, Ohio
b-at Jackson, Miss.

1970 (2-3-1)

Date	Opponent	Score	W-L
August 8	Washington	27-12	W
August 15	@Miami	10-20	L
August 22	@St. Louis	20-41	L
August 29	Cleveland	31-24	W
September 5	@Green Bay-a	10-10	T
September 12	Detroit	14-31	L

a-at Milwaukee

1971 (5-0-1)

Date	Opponent	Score	W-L
August 7	@Miami	27-10	W
August 14	@Detroit	31-24	W
August 23	Pittsburgh	20-13	W
August 28	St. Louis	22-21	W
September 4	Green Bay	27-24	W
September 11	@Washington	17-17	T

1972 (3-3-0)

Date	Opponent	Score	W-L
August 5	@Green Bay	14-24	L
August 12	Detroit	28-20	W
August 19	Miami	17-35	L
August 28	@Philadelphia	34-20	W
September 3(D)	Cleveland-a	27-21	W
September 9	Atlanta	14-44	L

a-at Columbus, Ohio

1973 (4-2-0)

Date	Opponent	Score	W-L
August 4	@Miami	13-14	L
August 11	Philadelphia	45-21	W
August 19 (D)	Cleveland-a	6-24	L
August 24	@Detroit	17-10	W
September 1	Atlanta	31-20	W
September 8	Green Bay	13-10	W

a-at Columbus, Ohio

1974 (4-2-0)

Date	Opponent	Score	W-L
August 3	Miami	19-13	W
August 10	Philadelphia	35-21	W
August 17	@Atlanta	13-7	W
August 26	Detroit	27-14	W
September 1(D)	Cleveland-a	17-21	L
September 6	@Green Bay-b	24-26	L

a-at Columbus, Ohio
b-at Milwaukee

†Overtime

1975 (4-3-0)

Date	Opponent	Score	W-L
August 2(D)	Washington-a	9-17	L
August 9	@Miami	3-7	L
August 15	@Buffalo	38-28	W
August 23	Green Bay	27-10	W
August 28	@Philadelphia	20-30	L
September 6(D)	@Detroit	22-14	W
September 13	New Orleans	20-0	W

a-Hall of Fame Game at Canton, Ohio

1976 (4-2-0)

Date	Opponent	Score	W-L
July 31	@Green Bay	23-17	W
August 7	Buffalo	31-10	W
August 14	Detroit	26-14	W
August 22(D)	@Minnesota	17-23	L
August 28	@New Orleans	10-13	L
September 4	@Tampa Bay	24-13	W

1977 (5-1-0)

Date	Opponent	Score	W-L
August 6	@Green Bay	20-23	L
August 13	Tampa Bay	45-0	W
August 21 (D)	@Detroit	17-13	W
August 27	@St. Louis	33-9	W
September 3	Minnesota	26-7	W
September 10	@Chicago	24-6	W

1978 (2-2-0)

Date	Opponent	Score	W-L
August 5	@Tampa Bay	0-17	L
August 12	Detroit	10-14	L
August 19	Chicago	27-3	W
August 26	@Green Bay-a	17-14	W

a-at Milwaukee

1979 (2-2-0)

Date	Opponent	Score	W-L
August 4	@Detroit	40-28	W
August 11	Green Bay	20-5	W
August 18	@Chicago	13-17	L
August 25	Tampa Bay	13-24	L

1980 (1-3-0)

Date	Opponent	Score	W-L
August 9	@Denver	6-17	L
August 16	Chicago	21-3	W
August 23	@Tampa Bay	14-20†	L
August 30	Detroit	10-15	L

†Overtime

1981 (2-2-0)

Date	Opponent	Score	W-L
August 8	@Tampa Bay	24-17	W
August 15	@Detroit	30-20	W
August 22	@Chicago	21-24	L
August 29	Denver	20-24	L

1982 (1-3-0)

Date	Opponent	Score	W-L
August 13	@Kansas City	20-26	L
August 20	@Green Bay-a	27-41	L
August 28	Detroit	23-27	L
September 3	Washington	28-21	W

a-at Milwaukee

(All-Time Preseason Results, continued)

1983 (0-4-0)

Date	Opponent	Score	W-L
August 6	Kansas City	7-24	L
August 12	@Washington	23-27	L
August 18	New York Jets	17-20†	L
August 27	@Detroit	7-34	L
†Overtime			

1984 (3-1-0)

Date	Opponent	Score	W-L
August 4	@New York Jets	21-15	W
August 11	@Tampa Bay	13-21	L
August 18	@Chicago	25-17	W
August 24	Detroit	35-14	W

1985 (2-2-0)

Date	Opponent	Score	W-L
August 10	Kansas City	27-35	L
August 17	New York Jets	24-20	W
August 23	@Detroit	17-31	L
August 30	@Indianapolis	31-21	W

1986 (1-3-0)

Date	Opponent	Score	W-L
August 9	@Kansas City	0-20	L
August 16	@New York Jets	17-28	L
August 23	Green Bay	34-12	W
August 29	Detroit	20-30	L

1987 (2-2-0)

Date	Opponent	Score	W-L
August 15	@Tampa Bay	31-30	W
August 22	@Detroit	9-23	L
August 29	@Green Bay	28-20	W
September 4	New Orleans	14-26	L

1988 (4-1-0)

Date	Opponent	Score	W-L
July 30 (D)	Los Angeles Rams-a	14-7	W
August 6	@Kansas City	21-34	L
August 13	@Buffalo	24-13	W
August 20	Detroit	24-7	W
August 26	@New England	27-21	W
a-Hall of Fame Game at Canton, Ohio			

1989 (2-2-0)

Date	Opponent	Score	W-L
August 13	Buffalo	24-20	W
August 19	@Detroit	35-3	W
August 28	@New Orleans	10-27	L
September 1	@Minnesota	10-17	L

1990 (1-3-0)

Date	Opponent	Score	W-L
August 11	@Tampa Bay	17-30	L
August 18	@Atlanta	17-34	L
August 24	@New England	13-10†	W
August 31	Detroit	24-26	L
†Overtime			

1991 (2-2-0)

Date	Opponent	Score	W-L
August 2	@Detroit	20-24	L
August 10	Philadelphia	24-29	L
August 17	Minnesota	27-24†	W
August 24	@Green Bay-a	19-16†	W
†Overtime			
a-at Milwaukee			

1992 (2-2-0)

Date	Opponent	Score	W-L
August 9	@New York Giants	7-13	L
August 15	@Philadelphia	17-27	L
August 22	Indianapolis	20-0	W
August 28	Detroit	34-17	W

1993 (2-2-0)

Date	Opponent	Score	W-L
August 7	New York Giants	16-27	L
August 14	@Indianapolis	24-7	W
August 20	@Detroit	7-30	L
August 27	Philadelphia	23-3	W

1994 (1-3-0)

Date	Opponent	Score	W-L
August 6	@Tampa Bay	16-17	L
August 13	Indianapolis	21-26	L
August 20	@Philadelphia	7-17	L
August 26	Detroit	38-14	W

1995 (1-3-0)

Date	Opponent	Score	W-L
August 4	@Indianapolis	34-21	W
August 11	Tampa Bay	7-31	L
August 17	@Detroit	13-20	L
August 25	New York Jets	24-30	L

1996 (2-2-0)

Date	Opponent	Score	W-L
August 3	Indianapolis	28-25	W
August 10	@Arizona	10-13	L
August 16	@Washington	28-7	W
August 23	Detroit	17-24	L

1997 (2-2-0)

Date	Opponent	Score	W-L
August 1	@Indianapolis	16-20	L
August 8	@Detroit	27-23	W
August 16	Minnesota	37-13	W
August 22	Seattle	28-31	L

1998 (1-3-0)

Date	Opponent	Score	W-L
August 8	@New York Giants	17-24	L
August 17	Indianapolis	27-30	L
August 22	Detroit	33-19	W
August 28	@Atlanta	0-17	L

1999 (0-4-0)

Date	Opponent	Score	W-L
August 14	@Indianapolis	17-20	L
August 20	@Detroit	0-16	L
August 28	Buffalo	3-30	L
September 3	Atlanta	16-28	L

2000 (1-3-0)

Date	Opponent	Score	W-L
August 4	@Buffalo	20-21	L
August 11	@Atlanta	16-31	L
August 19	Chicago	24-20	W
August 25	Detroit	13-21	L

2001 (1-3-0)

Date	Opponent	Score	W-L
August 4	@Chicago	13-16†	L
August 10	@Detroit	27-24	W
August 25	Buffalo	10-20	L
August 30	Indianapolis	17-23	L
†Overtime			

BENGALS ALL-TIME RESULTS BY OPPONENTS

ARIZONA CARDINALS

Bengals Lead Regular Season Series 5-2-0
(Cardinals franchise known as Phoenix prior to 1994 and in St. Louis prior to 1988)

Year	Site	Result
1973	Cincinnati	W, 42-24
1979	Cincinnati	W, 34-28
1985	St. Louis	L, 27-41
1988	Cincinnati	W, 21-14
1994	Arizona	L, 7-28
1997	Cincinnati	W, 24-21
2000	Cincinnati	W, 24-13

ATLANTA FALCONS

Bengals Lead Regular Season Series 7-2-0

Year	Site	Result
1971	Cincinnati	L, 6-9
1975	Atlanta	W, 21-14
1978	Cincinnati	W, 37-7
1981	Atlanta	W, 30-28
1984	Cincinnati	W, 35-14
1987	Atlanta	W, 16-10
1990	Atlanta	L, 17-38
1993	Cincinnati	W, 21-17
1996	Cincinnati	W, 41-31

BALTIMORE RAVENS

Ravens Lead Regular Season Series 8-4-0

Year	Site	Result
1996	Baltimore	W, 24-21
	Cincinnati	W, 21-14
1997	Baltimore	L, 10-23
	Cincinnati	W, 16-14
1998	Baltimore	L, 24-31
	Cincinnati	L, 13-20
1999	Cincinnati	L, 31-34
	Baltimore	L, 0-22
2000	Baltimore	L, 0-37
	Cincinnati	L, 7-27
2001	Cincinnati	W, 21-10
	Baltimore	L, 0-16

BUFFALO BILLS

Regular Season Series Tied 9-9-0;
Bengals Lead Postseason Series 2-0

Year	Site	Result
1968	Cincinnati	W, 34-23
1969	Buffalo	L, 13-16
1970	Buffalo	W, 43-14
1973	Buffalo	W, 16-13
1975	Cincinnati	W, 33-24
1978	Buffalo	L, 0-5
1979	Buffalo	L, 24-51
1980	Cincinnati	L, 0-14
1981	Cincinnati	W, 27-24 (OT)
	*Cincinnati	W, 28-21
1983	Cincinnati	L, 6-10
1984	Cincinnati	W, 52-21

1985	Buffalo	W, 23-17
1986	Cincinnati	W, 36-33 (OT)
1988	Cincinnati	W, 35-21
	**Cincinnati	W, 21-10
1989	Buffalo	L, 7-24
1991	Buffalo	L, 16-35
1996	Buffalo	L, 17-31
1998	Cincinnati	L, 20-33
	*AFC Divisional Playoff	
	**AFC Championship	

CAROLINA PANTHERS

Panthers Lead Regular Season Series 1-0-0

Year	Site	Result
1999	Carolina	L, 3-27

CHICAGO BEARS

Bengals Lead Regular Season Series 4-3-0

Year	Site	Result
1972	Chicago	W, 13-3
1980	Chicago	W, 17-14 (OT)
1986	Cincinnati	L, 7-44
1989	Chicago	L, 14-17
1992	Chicago	W, 31-28 (OT)
1995	Cincinnati	W, 16-10
2001	Cincinnati	L, 0-24

CLEVELAND BROWNS

Browns Lead Regular Season Series 29-28-0

Year	Site	Result
1970	Cleveland	L, 27-30
	Cincinnati	W, 14-10
1971	Cincinnati	L, 24-27
	Cleveland	L, 27-31
1972	Cleveland	L, 6-27
	Cincinnati	L, 24-27
1973	Cleveland	L, 10-17
	Cincinnati	W, 34-17
1974	Cincinnati	W, 33-7
	Cleveland	W, 34-24
1975	Cincinnati	W, 24-17
	Cleveland	L, 23-35
1976	Cleveland	W, 45-24
	Cincinnati	W, 21-6
1977	Cincinnati	L, 3-13
	Cleveland	W, 10-7
1978	Cleveland	L, 10-13 (OT)
	Cincinnati	W, 48-16
1979	Cleveland	L, 27-28
	Cincinnati	W, 16-12
1980	Cleveland	L, 7-31
	Cincinnati	L, 24-27
1981	Cincinnati	L, 17-20
	Cleveland	W, 41-21
1982	Cincinnati	W, 23-10
1983	Cleveland	L, 7-17
	Cincinnati	W, 28-21
1984	Cincinnati	W, 12-9
	Cleveland	W, 20-17 (OT)
1985	Cincinnati	W, 27-10
	Cleveland	L, 6-24
1986	Cleveland	W, 30-13
	Cincinnati	L, 3-34

1987	Cincinnati	L, 0-34
	Cleveland	L, 24-38
1988	Cincinnati	W, 24-17
	Cleveland	L, 16-23
1989	Cincinnati	W, 21-14
	Cleveland	W, 21-0
1990	Cleveland	W, 34-13
	Cincinnati	W, 21-14
1991	Cleveland	L, 13-14
	Cincinnati	W, 23-21
1992	Cincinnati	W, 30-10
	Cleveland	L, 21-37
1993	Cleveland	L, 14-27
	Cincinnati	L, 17-28
1994	Cincinnati	L, 20-28
	Cleveland	L, 13-37
1995	Cincinnati	L, 26-29 (OT)
	Cleveland	L, 10-26
1999	Cleveland	W, 18-17
	Cincinnati	W, 44-28
2000	Cincinnati	L, 7-24
	Cleveland	W, 12-3
2001	Cincinnati	W, 24-14
	Cleveland	L, 0-18

DALLAS COWBOYS

Cowboys Lead Regular Season Series 5-3-0

Year	Site	Result
1973	Dallas	L, 10-38
1979	Dallas	L, 13-38
1985	Cincinnati	W, 50-24
1988	Dallas	W, 38-24
1991	Dallas	L, 23-35
1994	Cincinnati	L, 20-23
1997	Cincinnati	W, 31-24
2000	Dallas	L, 6-23

DENVER BRONCOS

Broncos Lead Regular Season Series 14-7-0

Year	Site	Result
1968	Cincinnati	W, 24-10
	Denver	L, 7-10
1969	Cincinnati	L, 23-30
	Denver	L, 16-27
1971	Denver	W, 24-10
1972	Cincinnati	W, 21-10
1973	Denver	L, 10-28
1975	Denver	W, 17-16
1976	Cincinnati	W, 17-7
1977	Cincinnati	L, 13-24
1979	Denver	L, 0-10
1981	Cincinnati	W, 38-21
1983	Denver	L, 17-24
1984	Denver	L, 17-20
1986	Denver	L, 28-34
1991	Denver	L, 14-45
1994	Denver	L, 13-15
1996	Cincinnati	L, 10-14
1997	Denver	L, 20-38
1998	Cincinnati	L, 26-33
2000	Cincinnati	W, 31-21

DETROIT LIONS

Bengals Lead Regular Season Series 5-3-0

Year	Site	Result
1970	Detroit	L, 3-38
1974	Cincinnati	L, 19-23
1983	Cincinnati	W, 17-9
1986	Detroit	W, 24-17
1989	Cincinnati	W, 42-7
1992	Cincinnati	L, 13-19
1998	Detroit	W, 34-28 (OT)
2001	Detroit	W, 31-27

GREEN BAY PACKERS

Packers Lead Regular Season Series 5-4-0

Year	Site	Result
1971	Green Bay	L, 17-20
1976	Cincinnati	W, 28-7
1977	Milwaukee	W, 17-7
1980	Green Bay	L, 9-14
1983	Cincinnati	W, 34-14
1986	Milwaukee	W, 34-28
1992	Green Bay	L, 23-24
1995	Green Bay	L, 10-24
1998	Cincinnati	L, 6-13

INDIANAPOLIS COLTS

Colts Lead Regular Season Series 11-8-0;
Colts Lead Postseason Series 1-0
(Colts franchise in Baltimore prior to 1984)

Year	Site	Result
1970	*Baltimore	L, 0-17
1972	Cincinnati	L, 19-20
1974	Baltimore	W, 24-14
1976	Baltimore	L, 27-28
1979	Baltimore	L, 28-38
1980	Cincinnati	W, 34-33
1981	Baltimore	W, 41-19
1982	Baltimore	W, 20-17
1983	Cincinnati	L, 31-34
1987	Indianapolis	W, 23-21
1989	Cincinnati	L, 12-23
1990	Cincinnati	L, 20-34
1992	Cincinnati	L, 17-21
1993	Cincinnati	L, 6-9
1994	Cincinnati	L, 13-17
1995	Indianapolis	W, 24-21 (OT)
1996	Cincinnati	W, 31-24
1997	Indianapolis	W, 28-13
1998	Indianapolis	L, 26-39
1999	Indianapolis	L, 10-31
	*AFC Divisional Playoff	

(continued)

(All-Time Results by Opponents, continued)

JACKSONVILLE JAGUARS

Jaguars Lead Regular Season Series 9-5-0

Year	Site	Result
1995	Cincinnati	W, 24-17
	Jacksonville	W, 17-13
1996	Cincinnati	W, 28-21
	Jacksonville	L, 27-30
1997	Jacksonville	L, 13-21
	Cincinnati	W, 31-26
1998	Jacksonville	L, 11-24
	Cincinnati	L, 17-34
1999	Cincinnati	L, 10-41
	Jacksonville	L, 7-24
2000	Jacksonville	L, 0-13
	Cincinnati	W, 17-14
2001	Jacksonville	L, 13-30
	Cincinnati	L, 10-14

KANSAS CITY CHIEFS

Chiefs Lead Regular Season Series 11-9-0

Year	Site	Result
1968	Kansas City	L, 3-13
	Cincinnati	L, 9-16
1969	Cincinnati	W, 24-19
	Kansas City	L, 22-42
1970	Cincinnati	L, 19-27
1972	Kansas City	W, 23-16
1973	Cincinnati	W, 14-6
1974	Cincinnati	W, 33-6
1976	Kansas City	W, 27-24
1977	Kansas City	W, 27-7
1978	Cincinnati	L, 23-24
1979	Cincinnati	L, 7-10
1980	Kansas City	W, 20-6
1983	Kansas City	L, 15-20
1984	Cincinnati	L, 22-27
1986	Kansas City	L, 14-24
1987	Cincinnati	W, 30-27 (OT)
1988	Kansas City	L, 28-31
1989	Kansas City	W, 21-17
1993	Kansas City	L, 15-17

MIAMI DOLPHINS

Dolphins Lead Regular Season Series 12-3-0; Dolphins Lead Postseason Series 1-0

Year	Site	Result
1968	Cincinnati	L, 22-24
	Miami	W, 38-21
1969	Cincinnati	W, 27-21
1971	Cincinnati	L, 13-23
1973	Miami	L, 16-34
1974	Miami	L, 3-24
1977	Cincinnati	W, 23-17
1978	Miami	L, 0-21
1980	Miami	L, 16-17
1983	Miami	L, 14-38
1987	Cincinnati	L, 14-20
1989	Cincinnati	L, 13-20
1991	Miami	L, 13-37
1994	Cincinnati	L, 7-23
1995	Cincinnati	L, 23-26
2000	Cincinnati	L, 16-31

*AFC Divisional Playoff Game

MINNESOTA VIKINGS

Vikings Lead Regular Season Series 5-4-0

Year	Site	Result
1973	Cincinnati	W, 27-0
1977	Minnesota	L, 10-42
1980	Cincinnati	W, 14-0
1983	Minnesota	L, 14-20
1986	Cincinnati	W, 24-20
1989	Minnesota	L, 21-29
1992	Cincinnati	L, 7-42
1995	Cincinnati	W, 27-24
1998	Minnesota	L, 3-24

NEW ENGLAND PATRIOTS

Patriots Lead Regular Season Series 10-8-0 (Patriots franchise in Boston prior to 1971)

Year	Site	Result
1968	Boston	L, 14-33
1969	Cincinnati	L, 14-25
1970	Cincinnati	W, 45-7
1972	New England	W, 31-7
1975	Cincinnati	W, 27-10
1978	Cincinnati	L, 3-10
1979	Cincinnati	L, 14-20
1984	New England	L, 14-20
1985	New England	L, 23-34
1986	New England	W, 31-7
1988	New England	L, 21-27
1990	Cincinnati	W, 41-7
1991	Cincinnati	W, 29-7
1992	Cincinnati	W, 20-10
1993	New England	L, 2-7
1994	Cincinnati	L, 28-31
2000	New England	L, 13-16
2001	Cincinnati	W, 23-17

NEW ORLEANS SAINTS

Saints Lead Regular Season Series 5-4-0

Year	Site	Result
1970	Cincinnati	W, 26-6
1975	New Orleans	W, 21-0
1978	Cincinnati	L, 18-20
1981	New Orleans	L, 7-17
1984	New Orleans	W, 24-21
1987	Cincinnati	L, 24-41
1990	Cincinnati	L, 7-21
1993	New Orleans	L, 13-20
1996	Cincinnati	W, 30-15

NEW YORK GIANTS

Bengals Lead Regular Season Series 4-2-0

Year	Site	Result
1972	Cincinnati	W, 13-10
1977	Cincinnati	W, 30-13
1985	Cincinnati	W, 35-30
1991	Cincinnati	W, 27-24
1994	New York	L, 20-27
1997	New York	L, 27-29

NEW YORK JETS

Jets Lead Regular Season Series 11-6-0; Jets Lead Postseason Series 1-0

Year	Site	Result
1968	New York	L, 14-27
1969	Cincinnati	L, 7-21
	New York	L, 7-40
1971	New York	L, 21-35
1973	Cincinnati	W, 20-14
1976	New York	W, 42-3
1981	New York	W, 31-30
1982	* Cincinnati	L, 17-44
1984	New York	L, 23-43
1985	Cincinnati	L, 20-29
1986	Cincinnati	W, 52-21
1987	New York	L, 20-27
1988	Cincinnati	W, 36-19
1990	Cincinnati	W, 25-20
1992	New York	L, 14-17
1993	New York	L, 12-17
1997	Cincinnati	L, 14-31
2001	New York	L, 14-15

*AFC First-Round Playoff

OAKLAND RAIDERS

Raiders Lead Regular Season Series 16-7-0; Raiders Lead Postseason Series 2-0 (Raiders franchise in Los Angeles 1982-94)

Year	Site	Result
1968	Oakland	L, 10-31
	Cincinnati	L, 0-34
1969	Cincinnati	W, 31-17
	Oakland	L, 17-37
1970	Cincinnati	W, 31-21
1971	Oakland	L, 27-31
1972	Cincinnati	L, 14-20
1974	Oakland	L, 27-30
1975	Cincinnati	W, 14-10
	* Oakland	L, 28-31
1976	Oakland	L, 20-35
1978	Cincinnati	L, 21-34
1980	Oakland	L, 17-28
1982	Cincinnati	W, 31-17
1983	Cincinnati	L, 10-20
1985	Los Angeles	L, 6-13
1988	Los Angeles	W, 45-21
1989	Los Angeles	L, 7-28
1990	Los Angeles	L, 7-24
	* Los Angeles	L, 10-20
1991	Cincinnati	L, 14-38
1992	Cincinnati	W, 24-21 (OT)
1993	Cincinnati	W, 16-10
1995	Cincinnati	L, 17-20
1998	Oakland	L, 10-27

*AFC Divisional Playoff Game

PHILADELPHIA EAGLES

Bengals Lead Regular Season Series 6-3-0

Year	Site	Result
1971	Cincinnati	W, 37-14
1975	Philadelphia	W, 31-0
1979	Cincinnati	W, 37-13
1982	Philadelphia	W, 18-14
1988	Philadelphia	W, 28-24

1991	Philadelphia	L, 10-17
1994	Cincinnati	W, 33-30
1997	Philadelphia	L, 42-44
2000	Philadelphia	L, 7-16

PITTSBURGH STEELERS

Steelers Lead Regular Season Series 36-27-0

Year	Site	Result
1970	Pittsburgh	L, 10-21
	Cincinnati	W, 34-7
1971	Pittsburgh	L, 10-21
	Cincinnati	L, 13-21
1972	Cincinnati	W, 15-10
	Pittsburgh	L, 17-40
1973	Cincinnati	W, 19-7
	Pittsburgh	L, 13-20
1974	Cincinnati	W, 17-10
	Pittsburgh	L, 3-27
1975	Cincinnati	L, 24-30
	Pittsburgh	L, 14-35
1976	Pittsburgh	L, 6-23
	Cincinnati	L, 3-7
1977	Pittsburgh	L, 14-20
	Cincinnati	W, 17-10
1978	Cincinnati	L, 3-28
	Pittsburgh	L, 6-7
1979	Cincinnati	W, 34-10
	Pittsburgh	L, 17-37
1980	Cincinnati	W, 30-28
	Pittsburgh	W, 17-16
1981	Cincinnati	W, 34-7
	Pittsburgh	W, 17-10
1982	Pittsburgh	L, 20-26 (OT)
1983	Cincinnati	L, 14-24
	Pittsburgh	W, 23-10
1984	Pittsburgh	L, 17-38
	Cincinnati	W, 22-20
1985	Pittsburgh	W, 37-24
	Cincinnati	W, 26-21
1986	Cincinnati	W, 24-22
	Pittsburgh	L, 9-30
1987	Pittsburgh	L, 20-23
	Cincinnati	L, 16-30
1988	Pittsburgh	W, 17-12
	Cincinnati	W, 42-7
1989	Cincinnati	W, 41-10
	Pittsburgh	W, 26-16
1990	Cincinnati	W, 27-3
	Pittsburgh	W, 16-12
1991	Cincinnati	L, 27-33 (OT)
	Pittsburgh	L, 10-17
1992	Pittsburgh	L, 0-20
	Cincinnati	L, 9-21
1993	Pittsburgh	L, 7-34
	Cincinnati	L, 16-24
1994	Pittsburgh	L, 10-14
	Cincinnati	L, 15-38
1995	Pittsburgh	W, 27-9
	Cincinnati	L, 31-49
1996	Pittsburgh	L, 10-20
	Cincinnati	W, 34-24
1997	Cincinnati	L, 10-26
	Pittsburgh	L, 3-20
1998	Cincinnati	W, 25-20
	Pittsburgh	W, 25-24
1999	Cincinnati	L, 3-17
	Pittsburgh	W, 27-20
2000	Pittsburgh	L, 0-15
	Cincinnati	L, 28-48
2001	Pittsburgh	L, 7-16
	Cincinnati	W, 26-23 (OT)

ST. LOUIS RAMS

Bengals Lead Regular Season Series 5-4-0

(Rams franchise in Los Angeles prior to 1995)

Year	Site	Result
1972	Los Angeles	L, 12-15
1976	Cincinnati	W, 20-12
1978	Los Angeles	W, 20-19
1981	Cincinnati	W, 24-10
1984	Cincinnati	L, 14-24
1990	Los Angeles W, 34-31 (OT)	
1993	Cincinnati	W, 15-3
1996	St. Louis	L, 16-26
1999	Cincinnati	L, 10-38

SAN DIEGO CHARGERS

Chargers Lead Regular Season Series 16-9-0;
Bengals Lead Postseason Series 1-0

Year	Site	Result
1968	San Diego	L, 13-29
	Cincinnati	L, 10-31
1969	Cincinnati	W, 34-20
	San Diego	L, 14-21
1970	San Diego	W, 17-14
1971	Cincinnati	W, 31-0
1973	San Diego	W, 20-13
1974	Cincinnati	L, 17-20
1975	Cincinnati	W, 47-17
1977	San Diego	L, 3-24
1978	San Diego	L, 13-22
1979	Cincinnati	L, 24-26
1980	Cincinnati	L, 14-31
1981	San Diego	W, 40-17
	* Cincinnati	W, 27-7
1982	San Diego	L, 34-50
1985	Cincinnati	L, 41-44
1987	Cincinnati	L, 9-10
1988	Cincinnati	W, 27-10
1990	San Diego	W, 21-16
1992	San Diego	L, 10-27
1994	San Diego	L, 10-27
1996	San Diego	L, 14-27
1997	Cincinnati	W, 38-31
1999	Cincinnati	L, 7-34
2001	San Diego	L, 14-28

*AFC Championship

SAN FRANCISCO 49ERS

49ers Lead Regular Season Series 7-2-0;

49ers Lead Postseason Series 2-0

Year	Site	Result
1974	San Francisco	W, 21-3
1978	San Francisco	L, 12-28
1981	Cincinnati	L, 3-21
	* Pontiac, Mich.	L, 21-26
1984	San Francisco	L, 17-23
1987	Cincinnati	L, 26-27
1988	#Miami	L, 16-20
1990	Cincinnati	L, 17-20 (OT)
1993	San Francisco	L, 8-21
1996	San Francisco	L, 21-28
1999	Cincinnati	W, 44-30
	*Super Bowl XVI	
	*Super Bowl XXIII	

SEATTLE SEAHAWKS

Seahawks Lead Regular Season Series 8-7-0;
Bengals Lead Postseason Series 1-0

Year	Site	Result
1977	Cincinnati	W, 42-20
1981	Cincinnati	W, 27-21
1982	Cincinnati	W, 24-10
1984	Cincinnati	L, 6-26
1985	Cincinnati	L, 24-28
1986	Cincinnati	W, 34-7
1987	Seattle	W, 17-10
1988	* Cincinnati	W, 21-13
1989	Cincinnati	L, 17-24
1990	Seattle	L, 16-31
1991	Cincinnati	L, 7-13
1992	Seattle	W, 21-3
1993	Cincinnati	L, 10-19
1994	Seattle	W, 20-17 (OT)
1995	Seattle	L, 21-24
1999	Seattle	L, 20-37

*AFC Divisional Playoff Game

TAMPA BAY BUCCANEERS

Buccaneers Lead Regular Season Series 4-3-0

Year	Site	Result
1976	Cincinnati	W, 21-0
1980	Cincinnati	L, 12-17
1983	Tampa Bay	W, 23-17
1989	Cincinnati	W, 56-23
1995	Tampa Bay	L, 16-19
1998	Cincinnati	L, 0-35
2001	Cincinnati	L, 13-16 (OT)

TENNESSEE TITANS

Titans Lead Regular Season Series 36-29-1;
Bengals Lead Postseason Series 1-0

(Titans franchise in Houston prior to 1997 and known as Oilers prior to 1999)

Year	Site	Result
1968	Cincinnati	L, 17-27
1969	Houston	T, 31-31
1970	Cincinnati	L, 13-20
	Houston	W, 30-20
1971	Houston	L, 6-10
	Cincinnati	W, 28-13
1972	Cincinnati	W, 30-7
	Houston	W, 61-17
1973	Cincinnati	W, 24-10
	Houston	W, 27-24
1974	Cincinnati	L, 21-34
	Houston	L, 3-20
1975	Houston	W, 21-19
	Cincinnati	W, 23-19
1976	Houston	W, 27-7
	Cincinnati	W, 31-27
1977	Cincinnati	W, 13-10 (OT)
	Houston	L, 16-21
1978	Cincinnati	W, 28-13
	Houston	L, 10-17
1979	Cincinnati	L, 27-30 (OT)
	Houston	L, 21-42
1980	Cincinnati	L, 10-13
	Houston	L, 3-23
1981	Houston	L, 10-17
	Cincinnati	W, 34-21
1982	Cincinnati	W, 27-6
	Houston	W, 35-27

1983	Houston	W, 55-14
	Cincinnati	W, 38-10
1984	Cincinnati	W, 13-3
	Houston	W, 31-13
1985	Houston	L, 27-44
	Cincinnati	W, 45-27
1986	Cincinnati	W, 31-28
	Houston	L, 28-32
1987	Cincinnati	L, 29-31
	Houston	L, 17-21
1988	Cincinnati	W, 44-21
	Houston	L, 6-41
1989	Houston	L, 24-26
	Cincinnati	W, 61-7
1990	Houston	L, 17-48
	Cincinnati	W, 40-20
	* Cincinnati	W, 41-14
1991	Cincinnati	L, 7-30
	Houston	L, 3-35
1992	Cincinnati	L, 24-38
	Houston	L, 10-25
1993	Houston	L, 12-28
	Cincinnati	L, 3-38
1994	Houston	L, 13-20
	Cincinnati	W, 34-31
1995	Cincinnati	L, 28-38
	Houston	W, 32-25
1996	Cincinnati	L, 27-30 (OT)
	Houston	W, 21-13
1997	Tennessee	L, 7-30
	Cincinnati	W, 41-14
1998	Cincinnati	L, 14-23
	Tennessee	L, 14-44
1999	Tennessee	L, 35-36
	Cincinnati	L, 14-24
2000	Cincinnati	L, 14-23
	Tennessee	L, 3-35
2001	Cincinnati	L, 7-20
	Tennessee	W, 23-21

*AFC Wild Card Playoff Game

WASHINGTON REDSKINS

Redskins Lead Regular Season Series 4-2-0

Year	Site	Result
1970	Washington	L, 0-20
1974	Cincinnati	W, 28-17
1979	Washington	L, 14-28
1985	Washington	L, 24-27
1988	Cincinnati	W, 20-17 (OT)
1991	Cincinnati	L, 27-34

BENGALS ALL-TIME PRESEASON RESULTS VS. 2002 PRESEASON OPPONENTS

ATLANTA FALCONS

Falcons Lead Preseason Series 5-2-0

Year	Site	Result
1972	Cincinnati	L, 14-44
1973	Cincinnati	W, 31-20
1974	Atlanta	W, 13-7 (OT)
1990	Atlanta	L, 17-34
1998	Atlanta	L, 0-17
1999	Cincinnati	L, 16-28
2000	Atlanta	L, 16-31

BUFFALO BILLS

Preseason Series Tied 4-4-0

Year	Site	Result
1968	Cincinnati	L, 6-10
1975	Buffalo	W, 38-28
1976	Cincinnati	W, 31-10
1988	Buffalo	W, 24-13
1989	Cincinnati	W, 24-20
1999	Cincinnati	L, 3-30
2000	Buffalo	L, 20-21
2001	Cincinnati	L, 10-20

INDIANAPOLIS COLTS

Preseason Series Tied 5-5-0

Year	Site	Result
1985	Indianapolis	W, 31-21
1992	Cincinnati	W, 20-0
1993	Indianapolis	W, 24-7
1994	Cincinnati	L, 21-26
1995	Indianapolis	W, 34-21
1996	Cincinnati	W, 28-25
1997	Indianapolis	L, 16-20
1998	Cincinnati	L, 27-30
1999	Indianapolis	L, 17-20
2001	Cincinnati	L, 17-23

NEW ORLEANS SAINTS

Saints Lead Preseason Series 3-1-0

Year	Site	Result
1975	Cincinnati	W, 20-0
1976	New Orleans	L, 10-13
1987	Cincinnati	L, 14-26
1989	New Orleans	L, 10-27

BENGALS DRAFT CHOICES 1968-2002

1968

RD.	PLAYER	POS.	COLLEGE	SEL. #
1	Bob Johnson	C	Tennessee	2
2a	Bill Staley	DE/T	Utah State	28
2b	Tom Smiley	RB	Lamar	55
3a	Gary Davis	QB	Vanderbilt	56
3b	Paul Robinson	RB	Arizona	82
3c	Dale Livingston	K	Western Michigan	83
4a	Jess Phillips	DB	Michigan State	84
4b	Warren McVea	RB	Houston	109
5a	Dave Middendorf	G	Washington State	112
5b	Al Beauchamp	LB	Southern U.	138
6a	Howard Fest	T	Texas	139
6b	Bill Kendrick	DT	Alabama A&M	143
6c	John Neider	LB	Louisville	145
6d	Dewey Warren	QB	Tennessee	155
6e	Essex Johnson	RB	Grambling	156
6f	Elmo Maples	WR	Southern U.	158
6g	Sidney Ellis	DB	Jackson State	160
6h	Monk Williams	RB	Arkansas A&M	163
6i	Jim Johnson	DB	South Carolina State	165
7a	Steve Smith	TE	Miami (Fla.)	166
7b	Wes Bean	LB	Grambling	192
8a	Harry Gunner	LB	Oregon State	193
8b	Ed Brantley	T	North Texas State	219
9a	Phil Johnson	DB	Long Beach State	220
9b	Steve Hanrahan	DT	Weber State	246
10a	Wayne Patrick	RB	Louisville	247
10b	James Russell	TE	North Texas State	273
11a	Wally Scott	CB	Arizona	274
11b	Jeff Banks	LB	Pacific	300
12a	Bob Trumpy	TE	Utah	301
12b	Harold Jones	T	Grambling	327
13a	James Bivins	LB	Texas Southern	328
13b	Ted Washington	RB	San Diego State	354
14a	Les Webster	RB	Iowa State	355
14b	Steve Lewicke	DE	Texas-El Paso	381
15a	Harvey Palmore	G	Morgan State	382
15b	Joe Mira	WR	Miami (Fla.)	408
16a	James Williams	DB	Alcorn A&M	409
16b	Brown Marks	LB	Indiana	435
17a	Don Manning	LB	UCLA	436
17b	James Smith	TE	Jackson State	462

1969

RD.	PLAYER	POS.	COLLEGE	SEL. #
1	Greg Cook	QB	Cincinnati	5
2	Bill Bergey	LB	Arkansas State	31
3	Speedy Thomas	WR	Utah	57
4	Clem Turner	RB	Cincinnati	83
5	Guy Dennis	G	Florida	109
6	Ken Riley	CB	Florida A&M	135
7	Royce Berry	DE	Houston	161
8	Tim Buchanan	LB	Hawaii	187
9	Mike Stripling	RB	Tulsa	213
10	Steve Howell	TE	Ohio State	239
11	Mark Stewart	S	Georgia	265
12	Lonnie Paige	DT	North Carolina State	290
13	Chuck Benson	WR	Southern Illinois	316
14	Mike Wilson	RB	Dayton	343
15	Bill Shoemaker	PK	Stanford	369
16	Bill Schmitt	LB	Missouri	395
17	Terry Story	T	Georgia Tech	421

1970

RD.	PLAYER	POS.	COLLEGE	SEL. #
1	Mike Reid	DT	Penn State	7
2	Ron Carpenter	DT	North Carolina State	32
3	Chip Bennett	LB	Abilene Christian	60
4a	Joe Stephens	G	Jackson State	85
4b	Billie Hayes	DB	San Diego State	104
5	None			
6	Sandy Durko	S	Southern California	137
7	Lemar Parrish	CB	Lincoln U. (Mo.)	163
8	Bill Trout	DT	Miami (Fla.)	188
9	Bill Bolden	RB	UCLA	216
10	Nick Roman	LB	Ohio State	241
11	Sam Wallace	LB	Grambling	266
12	Tom Truesdell	DE	Ohio Wesleyan	294
13	Paul Dunn	RB	U.S. International	319
14	Joe Johnson	WR	Johnson C. Smith	344
15	Marvin Weeks	DB	Alcorn A&M	372
16	Larry Ely	LB	Iowa	397
17	Richard Lee Smith	RB	Washington	422

1971

RD.	PLAYER	POS.	COLLEGE	SEL. #
1	Vernon Holland	T	Tennessee State	15
2	Steve Lawson	G	Kansas	41
3	Ken Anderson	QB	Augustana (Ill.)	67
4	Fred Willis	RB	Boston College	93
5	Arthur May	DE	Tuskegee	110
6	None			
7	Neal Craig	S	Fisk	171
8	Fred Herring	CB	Tennessee State	197
9	Gary Gustafson	LB	Montana State	223
10	Jack Stambaugh	G	Oregon	249
11	Ed Marshall	WR	Cameron	275
12	J. Rod Hayden	DE	Memphis State	301
13	David Knapman	TE	Central Washington	327
14	Irvin Mallory	DB	Virginia Union	353
15	Bob Thomas	RB	Arizona State	379
16	Mark Debeve	LB	Ohio State	405
17	Sam Pearson	CB	Western Kentucky	432

1972

RD.	PLAYER	POS.	COLLEGE	SEL. #
1	Sherman White	DE	California	2
2	Tommy Casanova	DB	Louisiana State	29
3	Jim LeClair	LB	North Dakota	54
4	Bernard Jackson	DB	Washington State	81
5	Tom DeLeone	C	Ohio State	106
6	None			
7	Steve Conley	LB/RB	Kansas	158
8	Dan Kratzer	WR	Missouri Valley	185
9	Stan Walters	T	Syracuse	210
10	Brian Foster	CB	Colorado	237
11	Kent Pederson	TE	Cal-Santa Barbara	261
12	Rick Wegis	S	Cal Poly-SLO	289
13	James Hamilton	P/QB	Arkansas State	314
14	Steve Porter	WR	Indiana	341
15	Hosea Minnieweather	DT	Jackson State	366
16	John Wiegmann	WR	Cal Poly-Pomona	393
17	Dave Green	P/K	Ohio U.	418

1973

RD.	PLAYER	POS.	COLLEGE	SEL. #
1	Isaac Curtis	WR	San Diego State	15
2	Al Chandler	TE	Oklahoma	43
3	Tim George	WR	Carson-Newman	68
4	None			
5	Bob McCall	RB	Arizona	121
6	Bob Jones	CB	Virginia Union	146
7	Bob Maddox	DT/DE	Frostburg State	171
8	Joe Wilson	RB	Holy Cross	199
9	John Dampeer	G	Notre Dame	224
10	Lenvil Elliott	RB	NE Missouri State	249
11	William Montgomery	DB	Morehouse (Ga.)	277
12	Boobie Clark	QB	Bethune-Cookman	302
13	Brooks West	DT	Texas-El Paso	327
14	Hurles Scales	DB	North Texas State	355
15	Ted McNulty	QB	Indiana	380
16	Harry Unger	RB	Auburn	405
17	Wayne Estabrook	QB	Whittier	433

1974

RD.	PLAYER	POS.	COLLEGE	SEL. #
1	Bill Kollar	DT	Montana State	23
2	Charlie Davis	RB	Colorado	48
3a	Dave Lapham	T	Syracuse	61
3b	Evan Joltz	LB	Cincinnati	73
4a	Mike Boryla	QB	Stanford	87
4b	Daryl White	G	Nebraska	98
4c	Richard Williams	WR	Abilene Christian	103
5a	Haskel Stanback	RB	Tennessee	114
5b	Richard Bishop	DT	Louisville	127
6a	Robin Sinclair	DB	Washington State	152
6b	William Bryant	DB	Grambling	153
7	Ken Sawyer	DB	Syracuse	177
8	John McDaniel	WR	Lincoln	202
9	Ed Johnson	DE	Southern Methodist	231
10	Chuck Herd	WR	Penn State	256
11	Ed Kezirian	T	UCLA	281
12	Rudy McClinton	DB	Xavier (Ohio)	306
13	Ted Jornov	LB	Iowa State	335
14	Mike Phillips	DE	Cornell	360
15	Isaac Jackson	RB	Kansas State	385
16	Daryl Bishop	DB	Kentucky	410
17	Jim Smith	RB	North Carolina Central	439

1975

RD.	PLAYER	POS.	COLLEGE	SEL. #
1	Glenn Cameron	LB	Florida	14
2	Al Kreviss	T	Boston College	39
3a	Gary Burley	DE	Pittsburgh	55
3b	Gary Sheide	QB	Brigham Young	64
3c	Bo Harris	LB	Louisiana State	77
4	Stan Fritts	RB	North Carolina State	97
5a	Pat McNally	P/WR	Harvard	120
5b	Jeff West	P/TE	Cincinnati	122
6a	Tom Shuman	QB	Penn State	142
6b	Rollen Smith	CB	Arkansas	145
7	Chris Devlin	LB	Penn State	170
8	Ricky Davis	S	Alabama	195
9a	Greg Dubineltz	G	Yale	220
9b	Lotell Williams	WR/RB	Virginia Union	227
10	Rocky Felker	QB	Mississippi State	245
11	Marvin Cobb	CB	Southern California	276
12	Jack Novak	TE	Wisconsin	301
13	Ron Rosenberg	LB	Montana	326
14	Frank Haywood	DT	North Carolina State	351
15	Greg Enright	PK	Southern Oregon	376
16	John Tuttle	WR	Kansas State	401
17	Elvin Charity	CB	Yale	432

1976

RD.	PLAYER	POS.	COLLEGE	SEL. #
1a	Billy Brooks	WR	Oklahoma	11
1b	Archie Griffin	RB	Ohio State	24
2a	Glenn Bujnoch	G	Texas A&M	38
2b	Chris Bahr	PK	Penn State	51
3a	Danny Reece	DB	Southern California	69
3b	Reggie Williams	LB	Dartmouth	82
4a	Tony Davis	RB	Nebraska	106
4b	Greg Fairchild	T/G	Tulsa	116
5a	Willie Shelby	DB/WR	Alabama	138
5b	Scott Perry	DB	Williams	147
6	Orlando Nelson	TE	Utah State	176
7a	Bob Bateman	QB	Brown	187
7b	Pete Rome	DB	Miami (Ohio)	192
7c	Ken Kuhn	LB	Ohio State	205
8	Ron Hunt	T	Oregon	232
9	Lonnie Allgood	WR	Syracuse	259
10	Tom Klaban	K	Ohio State	287
11	Melvin Morgan	DB	Mississippi Valley State	314
12	Joe Dale Harris	WR	Alabama	340
13	Randy Walker	RB	Miami (Ohio)	371
14	Greg Coleman	P/PK	Florida A&M	398
15	Lyne Hieber	QB	Indiana (Pa.)	425
16	George Demopoulos	C	Miami (Fla.)	455
17	Scott Dannelley	T/G	Ohio State	482

1977

RD.	PLAYER	POS.	COLLEGE	SEL. #
1a	Eddie Edwards	DT	Miami (Fla.)	3
1b	Wilson Whitley	DT	Houston	8
1c	Mike Cobb	TE	Michigan State	22
2	Pete Johnson	RB	Ohio State	49
3	Mike Voight	RB	North Carolina	76
4a	Rick Walker	TE	UCLA	85
4b	Mike Wilson	T	Georgia	103
4c	Jerry Anderson	CB	Oklahoma	105
5	Ray Phillips	LB	Nebraska	133
6	Tom Duniven	QB	Texas Tech	160
7a	Louis Brederet	DB	North Carolina Central	187
7b	Jim Corbett	TE	Pittsburgh	194
8	Jose Saint-Victor	G	Syracuse	214
9	Willie Zachary	WR	Central State (Ohio)	245
10	Bob Bialik	P	Hillsdale (Mich.)	272
11a	Joel Parrish	G	Georgia	292
11b	Carl Allen	DB	Southern Mississippi	299
12	Alex Percival	WR	Morehouse (Ga.)	326

1978

RD.	PLAYER	POS.	COLLEGE	SEL. #
1a	Ross Browner	DL	Notre Dame	8
1b	Blair Bush	C	Washington	16
2a	Ray Griffin	CB	Ohio State	35
2b	Deacon Turner	RB	San Diego State	45
3	Ted Vincent	DT	Wichita State	72
3b	Don Bass	WR	Houston	83
4	Dennis Law	WR	East Tennessee State	99
5a	Tom Dinkel	LB	Kansas	126
5b	Rob Hertel	QB	Southern California	131
6	Steve Geise	RB	Penn State	155
7a	Joe Branson	S	Livingstone (N.C.)	182
7b	Danny Bass	T	Elon (N.C.)	193
8	Bill Miller	T	Western Illinois	211
9	Ron Shuman	LB	Wichita State	238
10	Tom DePaso	LB	Penn State	267
11a	Calvin Prince	RB	Louisville	293
11b	Mark Donahue	G	Michigan	294
12	Kim Featsent	WR	Kent State	323

(Draft Choices, continued)

1979

RD.	PLAYER	POS.	COLLEGE	SEL. #
1a	Jack Thompson	QB	Washington State	3
1b	Charles Alexander	RB	Louisiana State	12
2	Dan Ross	TE	Northeastern	30
3	Barney Cotton	G	Nebraska	59
4a	James White	DT	Albany State	84
4b	Vaughn Lusby	CB	Arkansas	91
5	Casey Merrill	DE	Cal-Davis	113
6	Steve Kreider	WR	Lehigh	139
7	Max Montoya	T	UCLA	168
8	Howie Kurnick	LB	Cincinnati	194
9	Scott Burk	S	Oklahoma State	223
10	Nathan Poole	RB	Louisville	250
11	Ken Bungarda	DE	Missouri	278
12	Jim Browner	S	Notre Dame	304

1980

RD.	PLAYER	POS.	COLLEGE	SEL. #
1	Anthony Munoz	T	Southern California	3
2	Kirby Criswell	LB	Kansas	31
3	Rod Horn	DL	Nebraska	59
4	Bill Glass	G	Baylor	86
5	Bryan Hicks	S	McNeese State	113
6a	Jo Jo Heath	KR/DB	Pittsburgh	141
6b	Andrew Melontree	LB	Baylor	159
7a	Ron Simpkins	LB	Michigan	167
7b	Gary Don Johnson	DT	Baylor	168
8	Mark Lyles	RB	Florida State	196
9	Greg Bright	S	Morehead State	224
10	Sandro Vitiello	K	Massachusetts	252
11	Alton Alexis	WR	Tulane	281
12	Mike Wright	QB	Vanderbilt	308

1981

RD.	PLAYER	POS.	COLLEGE	SEL. #
1	David Verser	WR	Kansas	10
2	Cris Collinsworth	WR	Florida	37
3	John Simmons	CB	Southern Methodist	64
4	Guy Frazier	LB	Wyoming	93
5	Benjie Pryor	TE	Pittsburgh	120
6	Rex Robinson	PK	Georgia	146
7	Jeff Schuh	LB	Minnesota	176
8	Bobby Kemp	S	Cal State-Fullerton	202
9a	Jim Hannula	OL	Northern Illinois	229
9b	Samoa Samoa	RB	Washington State	230
10	Hubert Simpson	RB	Tennessee	258
11	Robert Jackson	S	Central Michigan	285
12	Mark O'Connell	QB/K	Ball State	312

1982

RD.	PLAYER	POS.	COLLEGE	SEL. #
1	Glen Collins	DE	Mississippi State	26
2	Emanuel Weaver	NT	South Carolina	54
3	Rodney Holman	TE	Tulane	82
4	Rodney Tale	RB	Texas	110
5	Paul Sorensen	DB	Washington State	138
6	Arthur King	NT	Grambling	166
7	Ben Needham	LB	Michigan	194
8	Kari Yli-Renko	T	Cincinnati	222
9	James Bennett	WR	Northwestern State (La.)	250
10	Larry Hogue	CB	Utah State	278
11	Russell Davis	RB	Idaho	305
12	Dan Feraday	QB	Toronto	333

1983

RD.	PLAYER	POS.	COLLEGE	SEL. #
1	Dave Rimington	C	Nebraska	25
2	Ray Horton	CB	Washington	53
3	Jimmy Turner	CB	UCLA	81
4	Steve Maidlow	LB	Michigan State	109
5	Jeff Christensen	QB	Eastern Illinois	137
6a	Kiki DeAyala	LB	Texas	152
6b	Larry Kinnebrew	RB	Tennessee State	165
7	James Griffin	S	Middle Tennessee State	193
8	Mike Martin	WR	Illinois	221
9	Stanley Wilson	RB	Oklahoma	248
10	Tim Krumrie	NT	Wisconsin	276
11	Gary Williams	WR	Ohio State	304
12	Andre Young	LB	Bowling Green	332

1984

Cincinnati traded No. 1 selection to New England for the Nos. 16 & 28 picks. Cincinnati had obtained the No. 1 pick from a 1983 trade of QB Jack Thompson to Tampa Bay.

RD.	PLAYER	POS.	COLLEGE	SEL. #
1a	Ricky Hunley	DE	Arizona	7
1b	Pete Koch	LB	Maryland	16
1c	Brian Blados	OL	North Carolina	28
2	Boomer Esiason	QB	Maryland	38
3	Stanford Jennings	RB	Furman	65
4	John Farley	RB	Cal State-Sacramento	92
5	Barney Bussey	DB	South Carolina State	119
6	Don Kern	TE	Arizona State	150
7	Leo Barker	LB	New Mexico State	177
8	Bruce Reimers	T	Iowa State	204
9	Bruce Kozerski	OL	Holy Cross	231
10a	Aaron Jackson	LB	North Carolina	262
10b	Brent Ziegler	RB	Syracuse	265
11	Steve McKeaver	RB	Central State (Okla.)	289
12	Steve Racquet	LB	Holy Cross	316

1985

RD.	PLAYER	POS.	COLLEGE	SEL. #
1a	Eddie Brown	WR	Miami (Fla.)	13
1b	Emanuel King	LB	Alabama	25
2	Carl Zander	LB	Tennessee	43
3	Sean Thomas	CB	Texas Christian	70
4	Anthony Tuggle	CB	Nicholls State	97
5a	Tony Degrate	NT	Texas	127
5b	Lee Davis	CB	Mississippi	129
6a	Eric Stokes	T	Northeastern	148
6b	Keith Lester	TE	Murray State	154
7a	Kim Lockfin	RB	New Mexico State	172
7b	Joe Walter	T	Texas Tech	181
8	Dave Strobel	LB	Iowa	211
9	Keith Cruise	DE	Northwestern	238
10	Bernard King	LB	Syracuse	265
11	Harold Stanfield	TE	Mississippi College	296
12	Louis Garza	T	New Mexico State	322

1986

RD.	PLAYER	POS.	COLLEGE	SEL. #
1a	Joe Kelly	LB	Washington	11
1b	Tim McGee	WR	Tennessee	21
2	Lewis Billups	CB	North Alabama	38
3a	Jim Skow	DE	Nebraska	58
3b	Mike Hammerstein	DE	Michigan	65
3c	David Fulcher	S	Arizona State	78
4a	Eric Kattus	TE	Michigan	91
4b	Doug Gaynor	QB	Cal State-Long Beach	99
5	Leon White	LB	Brigham Young	123
6	Gary Hunt	CB	Memphis State	152
7	Pat Franklin	RB	Southwest Texas State	177
8	David Douglas	T	Tennessee	204
9	Cary Whittingham	LB	Brigham Young	230
10	Jeff Shaw	NT	Salem College	262
11a	Tim Stone	T	Kansas State	289
11b	Tom Flaherty	LB	Northwestern	294
12	Steve Bradley	QB	Indiana	316

1987

RD.	PLAYER	POS.	COLLEGE	SEL. #
1	Jason Buck	DE	Brigham Young	17
2	Eric Thomas	CB	Tulane	49
3a	Leonard Bell	FS	Indiana	76
3b	Skip McClendon	DE	Arizona State	77
4	Jim Riggs	TE	Clemson	103
5a	Marc Logan	RB	Kentucky	130
5b	Greg Horne	P/PK	Arkansas	139
6	Sonny Gordon	FS	Ohio State	157
7	Chris Thatcher	G/C	Lafayette	188
8	Solomon Wilcots	CB	Colorado	215
9	Craig Raddatz	LB	Wisconsin	242
10	David McCluskey	RB	Georgia	269
11	Jim Warne	T	Arizona State	296
12	John Holifield	RB	West Virginia	328

1988

RD.	PLAYER	POS.	COLLEGE	SEL. #
1	Rickey Dixon	CB	Oklahoma	5
2	Elbert "Ickey" Woods	RB	Nevada-Las Vegas	31
3	Kevin Walker	LB	Maryland	57
4	David Grant	NT	West Virginia	84
5	Herb Wester	T	Iowa	114
6	Paul Jetton	OL	Texas	141
7	Rich Romer	LB	Union (N.Y.)	168
8	Curtis Maxey	NT	Grambling	195
9	Brandy Wells	DB	Notre Dame	226
10	Ellis Dillahunt	DB	East Carolina	253
11	Paul Hickert	K	Murray State	280
12	Carl Parker	WR	Vanderbilt	307

1989

Cincinnati traded the No. 27 selection to Atlanta for the Nos. 35, 89 & 256 picks.

RD.	PLAYER	POS.	COLLEGE	SEL. #
1	None			
2a	Eric Ball	RB	UCLA	35
2b	Freddie Childress	G	Arkansas	55
3	Erik Wilhelm	QB	Oregon State	83
4a	Kerry Owens	LB	Arkansas	89
4b	Rob Woods	T	Arizona	111
5	Natu Tuatagaloa	NT	California	138
6	Craig Taylor	RB	West Virginia	166
7	Kendal Smith	WR	Utah State	194
8	Chris Chenault	LB	Kentucky	222
9	Richard Stephens	T	Tulsa	250
10a	Cornell Holloway	CB	Pittsburgh	256
10b	Bob Jean	QB	New Hampshire	278
11	Dana Wells	NT	Arizona	306
12	Scott Jones	T	Washington	334

1990

RD.	PLAYER	POS.	COLLEGE	SEL. #
1	James Francis	LB	Baylor	12
2	Harold Green	RB	South Carolina	38
3	Bernard Clark	LB	Miami (Fla.)	65
4	Mike Brennan	T	Notre Dame	91
5	Lynn James	WR	Arizona State	122
6	Don Odegard	CB	Nevada-Las Vegas	150
7	Craig Ogletree	LB	Auburn	177
8	Doug Wellsand	TE	Washington State	204
9	Mitchell Price	CB	Tulane	234
10	Eric Crigler	T	Murray State	261
11	Tim O'Connor	T	Virginia	288
12	Andre Riley	WR	Washington	314

1991

RD.	PLAYER	POS.	COLLEGE	SEL. #
1	Alfred Williams	LB	Colorado	18
2	Lamar Rogers	DE	Auburn	52
3	Bob Dahl	DE	Notre Dame	72
4a	Donald Hollas	QB	Rice	99
4b	Rob Carpenter	WR	Syracuse	109
5	Mike Arthur	C	Texas A&M	130
6	Richard Fain	CB	Florida	157
7	Fernandus Vinson	S	North Carolina State	184
8	Mike Dingle	RB	South Carolina	211
9	Shane Garrett	WR	Texas A&M	241
10	Jim Lavin	G/T	Georgia Tech	263
11	Chris Smith	TE	Brigham Young	295
12	Antoine Bennett	CB	Florida A&M	322

1992

Cincinnati traded the No. 5 selection to Washington for the No. 6 & No. 28 picks.

RD.	PLAYER	POS.	COLLEGE	SEL. #
1a	David Klingler	QB	Houston	6
1b	Darryl Williams	S	Miami (Fla.)	28
2	Carl Pickens	WR	Tennessee	31
3	Leonard Wheeler	CB	Troy State	84
4	Ricardo McDonald	LB	Pittsburgh	88
5	Craig Thompson	TE	North Carolina A&T	115
6	Chris Burns	DE	Middle Tennessee State	142
7	Lance Olberding	T	Iowa	172
8	Roosevelt Nix	DE	Central State (Ohio)	199
9	Osteli Miles	RB	Houston	226
10	Horace Smith	CB	Oregon Tech	256
11	John Earle	OL	Western Illinois	283
12	Eric Shaw	LB	Louisiana Tech	310

1993

RD.	PLAYER	POS.	COLLEGE	SEL. #
1	John Copeland	DE	Alabama	5
2	Tony McGee	TE	Michigan	37
3a	Steve Tovar	LB	Ohio State	59
3b	Ty Parten	DT	Arizona	63
4	Marcello Simmons	CB	Southern Methodist	90
5	Forey Duckett	CB	Nevada-Reno	117
6	Tom Scott	T	East Carolina	148
7	Lance Gunn	S	Texas	175
8	Doug Pellrey	K	Kentucky	202

1994

RD.	PLAYER	POS.	COLLEGE	SEL. #
1	Dan Wilkinson	DT	Ohio State	1
2	Darnay Scott	WR	San Diego State	30
3a	Jeff Cottrhan	FB	Ohio State	66
3b	Steve Shine	LB	Northwestern	86
4	Corey Sawyer	CB	Florida State	104
5	Trent Pollard	T	Eastern Washington	132
6a	Kimo von Oelhoffen	DT	Boise State	162
6b	Jerry Reynolds	T	Nevada-Las Vegas	184
7	Ramondo Stallings	DE	San Diego State	195

(Draft Choices, continued)

1995

Cincinnati traded the No. 5 & No. 36 selections to Carolina for the No. 1 pick.

RD.	PLAYER	POS.	COLLEGE	SEL. #
1	Ki-Jana Carter	RB	Penn State	1
2	None			
3	Melvin Tuten	T	Syracuse	69
4	Sam Shade	S	Alabama	102
5	David Dunn	WR	Fresno State	139
6	Ryan Grigson	T	Purdue	175
7	John Walsh	QB	Brigham Young	213

1996

RD.	PLAYER	POS.	COLLEGE	SEL. #
1	Willie Anderson	T	Auburn	10
2	Marco Battaglia	TE	Rutgers	39
3	Ken Blackman	G/T	Illinois	69
4	Jevon Langford	DE	Oklahoma State	108
5	Greg Myers	S	Colorado State	144
6	Tom Tumulty	LB	Pittsburgh	178
7	Rod Jones	G/T	Kansas	219

1997

RD.	PLAYER	POS.	COLLEGE	SEL. #
1	Reinard Wilson	LB	Florida State	14
2	Corey Dillon	RB	Washington	43
3	Rod Payne	C	Michigan	76
4	Tremain Mack	S	Miami (Fla.)	111
5	Andre Purvis	NT	North Carolina	144
6	Canute Curtis	LB	West Virginia	176
7	William Carr	NT	Michigan	217

1998

Cincinnati traded DE Dan Wilkinson to Washington for the No. 17 & No. 78 picks, and traded the No. 135 pick to Indianapolis for QB Paul Justin.

RD.	PLAYER	POS.	COLLEGE	SEL. #
1a	Takeo Spikes	LB	Auburn	13
1b	Brian Simmons	LB	North Carolina	17
2	Artrell Hawkins	CB	Cincinnati	43
3a	Steve Foley	LB	Northeast Louisiana	75
3b	Mike Goff	G	Iowa	78
4	Glen Steele	DL	Michigan	105
5	None			
6	Jason Tucker	WR	Texas Christian	167
7a	Marcus Parker	FB	Virginia Tech	202
7b	Damian Vaughn	TE	Miami (Ohio)	222

1999

RD.	PLAYER	POS.	COLLEGE	SEL. #
1	Akili Smith	QB	Oregon	3
2	Charles Fisher	CB	West Virginia	33
3	Cory Hall	S	Fresno State	65
4	Craig Yeast	WR	Kentucky	98
5	Nick Williams	FB	Miami (Fla.)	135
6	Kelly Gregg	NT	Oklahoma	173
7a	Tony Coats	G	Washington	209
7b	Scott Covington	QB	Miami (Fla.)	245
7c	Donald Broomfield	DE	Clemson	249

2000

RD.	PLAYER	POS.	COLLEGE	SEL. #
1	Peter Warrick	WR	Florida State	4
2	Mark Roman	CB	Louisiana State	34
3	Ron Dugans	WR	Florida State	66
4	Curtis Keaton	HB	James Madison	97
5	Robert Bean	CB	Mississippi State	133
6	Neil Rackers	K	Illinois	169
7	Brad St. Louis	TE-LS	SW Missouri State	210

2001

RD.	PLAYER	POS.	COLLEGE	SEL. #
1	Justin Smith	DE	Missouri	4
2	Chad Johnson	WR	Oregon State	36
3	Sean Brewer	TE	San Jose State	66
4	Rudi Johnson	HB	Auburn	100
5	Victor Leyva	G	Arizona State	135
6	Riall Johnson	LB	Stanford	168
7	T.J. Houshmandzadeh	WR	Oregon State	204

2002

Cincinnati traded the No. 73 & No. 145 selections to Carolina for the No. 67 pick.

RD.	PLAYER	POS.	COLLEGE	SEL. #
1	Levi Jones	OT	Arizona State	10
2	Lamont Thompson	FS	Washington State	41
3	Matt Schobel	TE	Texas Christian	67
4	Travis Dorsch	K-P	Purdue	109
5	None			
6	Marquand Manuel	FS	Florida	181
7	Joey Evans	DE	North Carolina	219

THE LONGEST SHOTS

The latest-drafted player ever to make the Bengals roster for a regular-season game was K-P **Dave Green** of Ohio University. Green was the 418th selection in the 1972 draft, taken in the 17th round. He didn't make the roster in 1972, and had a brief stint (no games played) with Houston in '73 before being re-acquired by Cincinnati. Green played for the Bengals from 1974-75, scoring 70 points and averaging 40.1 yards on 134 punts. He was acquired by Tampa Bay in 1976, and stayed in the NFL through '79.

The latest-drafted player ever to make the Bengals roster in the same season of his selection was RB **Ted Washington** of San Diego State. Washington was the 354th selection in 1968, a 13th-round pick. He played in the NFL only in 1968.

Other noteworthy late-round Bengals draft picks include:

TE-WR **Bob Trumpy** of Utah, who was the 301st selection in the 1968 draft, a 12th-round pick. He went on to play 10 years with Cincinnati (1968-77) and played in two AFL All-Star Games and then two Pro Bowls. NT **Tim Krumrie**, a 10th-round pick from Wisconsin in 1983 (276th overall), played 12 seasons with the Bengals (1983-94) and was a two-time Pro Bowl selection. OT **Joe Walter** of Texas Tech was a seventh-round pick in 1985 (181st overall) and went on to play 13 years for Cincinnati (1985-87). K **Doug Pelfrey** of Kentucky was an eighth-round pick in 1993 (202nd overall) and played for the Bengals from '93-99. He ranks second on the team's all-time scoring list with 660 career points.

BENGALS ALUMNI LIST 1968-2001

SCHOOL	PLAYERS	SCHOOL	PLAYERS	SCHOOL	PLAYERS	SCHOOL	PLAYERS
Abilene Christian	2	Holy Cross	2	Morgan State	1	Southern Illinois	1
Alabama	7	Houston	8	Morris Brown	1	Southern Methodist	5
Alabama A&M	1	Howard Payne	1	Nebraska	7	Southern Mississippi	1
Albany State (Ga.)	1	Idaho	2	Nevada-Las Vegas	1	Southern U.	1
Alcorn State (Alcorn A&M)	1	Illinois	7	Nevada-Reno	2	Southwest Missouri State	1
Appalachian State	1	Indiana	6	New Mexico State	2	Southwest Texas State	2
Arizona	5	Iowa	5	New York Tech	1	Stanford	6
Arizona State	12	Iowa State	3	North Alabama	2	Syracuse	6
Arkansas	3	Jackson State	2	North Carolina	6	Taylor	1
Arkansas A,M,N	2	Jacksonville State	1	North Carolina A&T	4	Temple	2
Arkansas State	2	James Madison	1	North Carolina Central	1	Tennessee	7
Army	1	Johnson C. Smith	1	North Carolina State	3	Tennessee State	8
Auburn	11	Kansas	7	North Dakota	1	Texas	6
Augustana (Ill.)	1	Kansas State	4	North Dakota State	1	Texas A&I	1
Augustana (S.D.)	2	Kent State	1	North Louisiana	2	Texas A&M	7
Ball State	3	Kentucky	5	Northeast Missouri State	1	Texas Christian	4
Baylor	3	Lamar	1	Northeastern	1	Texas Southern	1
Bethune-Cookman	2	Langston	1	Northern Illinois	2	Texas Tech	2
Boise State	3	Lehigh	2	Northern Iowa	1	Toledo	3
Boston College	5	Liberty	1	Northern Michigan	1	Troy State	1
Boston U.	2	Lincoln	2	Northwestern	2	Tufts	1
Bowling Green	3	Los Angeles State	2	Northwestern Oklahoma	1	Tulane	4
Brigham Young	6	Louisiana State	6	Northwestern State (La.)	3	Tulsa	1
Buffalo	1	Louisiana Tech	2	Notre Dame	8	UCLA	8
California	4	Louisville	6	Ohio State	18	Union (N.Y.)	1
Cal State-Fullerton	2	Maine	2	Ohio U.	2	United States Int'l	2
Cal State-Long Beach	2	Mankato State	1	Ohio Wesleyan	1	Utah	6
Cal State-Sacramento	1	Marshall	3	Oklahoma	6	Utah State	1
Cameron	1	Maryland	4	Oklahoma State	4	Vanderbilt	2
Carroll College	1	Massachusetts	2	Oregon	6	Virginia	2
Carson-Newman	1	McGill (Canada)	1	Oregon State	5	Virginia Tech	2
Catawba	1	McMurry	1	Pacific	2	Virginia Union	2
Central Michigan	4	McNeese State	2	Penn State	10	Wake Forest	2
Central State (Ohio)	1	Memphis	3	Pittsburg State	1	Washington	6
Central State (Okla.)	1	Miami (Fla.)	10	Pittsburgh	9	Washington State	7
Central Washington	1	Miami (Ohio)	9	Portland State	1	West Chester	1
Chico State	1	Michigan	9	Princeton	1	West Virginia	10
Cincinnati	10	Michigan State	7	Purdue	2	Western Carolina	1
Clemson	3	Michigan Tech	1	Rice	1	Western Illinois	2
Colorado	8	Middle Tennessee State	1	Richmond	1	Western Kentucky	1
Colorado State	3	Miles College	1	Rutgers	1	Western Michigan	1
Dartmouth	1	Millikin	1	Samford	1	Wichita State	2
Davidson	1	Minnesota	4	Sam Houston State	1	Williams	1
Dayton	1	Mississippi	3	San Diego State	7	Wisconsin	4
Duke	2	Mississippi State	3	San Jose State	5	Wisconsin-LaCrosse	1
Earlham College	1	Mississippi Valley State	3	South Carolina	7	Wooster	1
East Carolina	3	Missouri	2	South Carolina State	2	Wyoming	1
East Tennessee State	1	Montana	1	South Dakota	1	Xavier (Ohio)	1
Eastern Illinois	1	Montana State	1	Southern Arkansas	2	Yale	1
Eastern Kentucky	1	Morehead State	3	Southern California	7	No college	2

BENGALS TAP THE BUCKEYE PIPELINE

Ohio State is the top supplier of college talent to the Bengals, with 18 former Buckeyes having qualified for the team's official all-time roster. The list is headlined by former Pro Bowl FB **Pete Johnson** (1977-83), the No. 3 rusher in Bengals history, as well as by RB **Archie Griffin** (1976-83), CB **Ray Griffin** (1978-84), OT **Rufus Mayes** (1970-78) and DT **Dan Wilkinson** (1994-97).

Arizona State is second with 12 Bengals alumni, and that number is slated to rise to at least 13 in 2002 as ASU offensive tackle **Levi Jones** joins the Bengals as their top draft choice. SEC rivals Florida and Auburn share third with 11 Bengals alumni. The University of Cincinnati added its 10th Bengals alumnus in 2001 when DT **Mario Monds** secured an all-time roster spot. Other schools with 10 Bengals alumni are Miami (Fla.), Penn State and West Virginia.

BENGALS ALL-TIME ROSTER

To be eligible for the all-time roster, a player must have been in uniform for at least one regular season or postseason game, or spent a minimum of four games on the roster (including inactive status) or on the IR, NFL or PUP lists. The Practice Squad and/or Left Squad lists do not qualify.

NO.	NAME	POS.	YRS.	COLLEGE
— A —				
52	Adams, Doug	LB	'71-74	Ohio State
40	Alexander, Charles	HB-FB	'79-85	Louisiana State
82	Alexis, Alton	WR	'80	Tulane
33	Ambrose, Ashley	CB	'96-98	Miss. Valley St.
89	Amsler, Martin	DE	'70	Evansville
31	Anderson, Jerry	S	'77	Oklahoma
14	Anderson, Ken	QB	'71-86	Augustana (Ill.)
71	Anderson, Willie	OT	'96-01	Auburn
78	Archer, Dan	OT	'68	Oregon
33	Armour, JoJuan	S-LB	'99-01	Miami (Ohio)
61	Aranson, Doug	G	'87	San Diego State
65	Arthur, Mike	C	'91-92	Texas A&M
51	Avery, Ken	LB	'69-74	So. Mississippi

— B —

85	Baccaglio, Martin	DE	'68-70	San Jose State
79	Bacon, Coy	DE	'76-77	Jackson State
10	Bahr, Chris	K	'76-79	Penn State
18	Bailey, Thomas	WR	'95	Auburn
42	Ball, Eric	FB-KR	'89-94	UCLA
38	Banks, Estes	RB	'68	Colorado
90	Banks, Michael	DE	'98-00	Sam Houston State
35	Barber, Chris	S	'87-89*	North Carolina A&T
86	Barber, Mike	WR	'90-91	Marshall
53	Barker, Leo	LB	'84-91	New Mexico State
93	Barndt, Tom	DT	'00	Pittsburgh
38, 35	Basnight, Michael	RB	'99-00*	North Carolina A&T
84	Bass, Don	WR-TE	'78-81	Houston
89	Battaglia, Marco	TE	'96-01	Rutgers
31	Battle, Ralph	DB	'84	Jacksonville State
23, 49	Bean, Robert	CB	'00-01	Mississippi State
58	Beauchamp, Al	LB	'68-75	Southern U.
26	Bell, Leonard	S	'87	Indiana
40	Bell, Myron	S	'98-99	Michigan State
21	Benjamin, Ryan	RB	'93	Pacific
35	Bennett, Antoine	CB	'91-92	Florida A&M
16	Bennett, Ben	QB	'87	Duke
36	Bennett, Brandon	RB	'98-01*	South Carolina
57	Bentley, Ray	LB	'92	Central Michigan
66	Bergey, Bill	LB	'69-73	Arkansas State
82	Berry, Royce	DE	'69-75*	Houston
79	Berthussen, Bill	DE	'87	Iowa State
21	Bieniemy, Eric	RB-KR	'95-98	Colorado
24	Billups, Lewis	CB	'86-91	North Alabama
66	Blackman, Ken	G	'96-99*	Illinois
37	Blackmon, Roosevelt	CB	'98-99	Morris Brown
74	Blackwood, Lyle	S	'73-75	Texas Christian
74	Blados, Brian	G-OT	'84-91	North Carolina
45	Blair, Michael	FB	'98	Ball State
8	Blake, Jeff	QB	'94-99	East Carolina
96	Booker, Vaughn	DE	'00-01	Cincinnati
32	Borders, Nate	S	'87	Indiana
61	Boyarsky, Jerry	NT	'82-85	Pittsburgh
85	Boyd, LaVell	WR	'00	Louisville
85	Brabham, Dan	LB	'68	Arkansas
60	Bradley, Chuck	OT	'93	Kentucky
55	Brady, Ed	LB	'86-91	Illinois
74	Braham, Rich	G-C	'94-01*	West Virginia
58	Braxton, David	LB	'94	Wake Forest
3, 10	Breech, Jim	K	'80-92	California
34	Breeden, Louis	CB	'78-87	N. Carolina Central
18	Breen, Adrian	QB	'87	Morehead State
83	Brennan, Brian	WR	'92	Boston College
60	Brennan, Mike	OT	'90-91	Notre Dame
—	Brewer, Sean	TE	'01*	San Jose State
10	Brice, Will	P	'99	Virginia
47	Bright, Greg	S	'80-81	Morehead State
65	Briz, Darrick	C	'94-98	Oregon State

NO.	NAME	POS.	YRS.	COLLEGE
43	Brim, Mike	CB	'93-95	Virginia Union
82	Brooks, Billy	WR	'76-79	Oklahoma
21	Brooks, James	RB	'84-91	Auburn
33	Broussard, Steve	RB	'94	Washington State
75	Brown, Anthony	OT-G	'95-98	Utah
78	Brown, Bob	DT	'75-76	Arkansas A&M
81	Brown, Eddie	WR	'85-91	Miami (Fla.)
86	Brown, Ken	WR	'87	Southern Arkansas
80	Brown, Tom	WR	'87	Augustana (S.D.)
21	Browner, Jim	S	'79-80	Notre Dame
79	Browner, Ross	DE	'78-86	Notre Dame
72	Brumfield, Scott	G	'93-97	Brigham Young
52	Buchanan, Tim	LB	'69	Hawaii
99	Buck, Jason	DE	'87-90	Brigham Young
96	Buckner, Brentson	NT	'97	Clemson
89	Buie, Drew	WR	'72	Catawba
74	Bujnoch, Glenn	G	'76-82	Texas A&M
55	Buncom, Frank	LB	'68	Southern California
28	Burk, Scott	S	'79	Oklahoma State
67	Burley, Gary	DE	'75-83*	Pittsburgh
38	Burns, Jason	RB	'95	Wisconsin
58	Bush, Blair	C	'78-82	Washington
88	Bush, Steve	TE-FB-L	'97-00	Arizona State
27	Bussey, Barney	S	'86-92	South Carolina St.

— C —

68	Cadigan, Dave	G	'94	Southern California
50	Cameron, Glenn	LB	'75-85	Florida
64	Canale, Justin	G	'69	Mississippi State
34	Carey, Richard	CB-PR	'89	Idaho
70	Carpenter, Ron	DT-DE	'70-76	North Carolina St.
32	Carpenter, Ron	S	'93	Miami (Ohio)
86	Carroll, Wesley	WR	'93	Miami (Fla.)
45	Carter, Carl	CB	'90	Texas Tech
42	Carter, Chris	S	'00-01	Texas
32	Carter, Ki-Jana	RB	'95-99*	Penn State
21	Carter, Tom	CB	'99-01	Notre Dame
11	Carter, Virgil	QB	'70-73*	Brigham Young
37	Casanova, Tommy	S-KR	'72-77	Louisiana State
56	Catchings, Toney	LB	'87	Cincinnati
81	Chandler, Al	TE	'73-74	Oklahoma
24	Chapman, Clarence	CB	'80-81	Eastern Michigan
91	Chevrier, Randy	LS	'01	McGill (Canada)
79	Chomyszak, Steve	DT-DE	'68-73	Syracuse
11	Christensen, Jeff	QB	'83	Eastern Illinois
57	Clark, Bernard	LB	'90-91	Miami (Fla.)
42, 35	Clark, Boobie	FB	'73-78	Bethune-Cookman
11	Clark, Bryan	QB	'84	Michigan State
21	Clark, Rico	CB	'99	Louisville
11	Clark, Wayne	DE	'74	U.S. International
—	Clayton, Alonzo	WR	'98*	Northern Iowa
61	Coats, Tony	G	'99	Washington
24	Cobb, Marvin	S	'75-79	Southern California
89	Cobb, Mike	TE	'77	Michigan State
23	Coleman, Al	S	'69-71	Tennessee State
55	Collins, Andre	LB	'95-97	Penn State
90	Collins, Gerald	LB	'95	Vanderbilt
76	Collins, Glen	DE	'82-85	Mississippi State
80	Collinsworth, Cris	WR	'81-88	Florida
38	Conley, Steve	RB	'72	Kansas
12	Cook, Greg	QB	'69-74*	Cincinnati
92	Copeland, John	DE-DT	'93-00	Alabama
81	Corbett, Jim	TE	'77-80	Pittsburgh
76	Cornish, Frank	DT	'70	Grambling
88	Costel, Bruce	TE	'69-76	Pacific
6	Costello, Brad	P	'98-99	Boston U.
46, 29	Cottrill, Jeff	FB	'94-96	Ohio State
70	Cotton, Barney	G	'79	Nebraska
52	Cousino, Brad	LB	'75	Miami (Ohio)
4	Covington, Scott	QB	'99-01	Miami (Fla.)
10	Cratbrete, Eric	WR	'69-71	Pittsburgh
34	Craig, Neal	S	'71-73	Fisk
72	Cupp, Keith	OT	'87	Findlay
98	Curtis, Canute	LB	'97-01	West Virginia
85	Curtis, Isaac	WR	'73-84	San Diego State

NO.	NAME	POS.	YRS.	COLLEGE
-----	------	------	------	---------

— D —

96	Davidson, Kenny	DE	'96	Louisiana State
26	Davis, Charlie	RB-KR	'74-'75*	Colorado
—	Davis, Joel	G	'97*	Army
31	Davis, Lee	CB	'85	Mississippi
21	Davis, Oliver	S	'81-82	Tennessee State
27	Davis, Ricky	S	'75	Alabama
35,25	Davis, Tony	RB-KR	'76-78	Nebraska
93	DeAyala, Kiki	LB	'86-87	Texas
85	DeGraffenreid, Allen	WR	'93	Ohio State
50	DeLeone, Tom	G-C	'72-'73	Ohio State
73	DeMarco, Brian	G	'99	Michigan State
63	Dennis, Guy	G	'69-72	Florida
74	Dennis, Mark	OT	'94	Illinois
56	DePaso, Tom	LB	'78	Penn State
51	Devlin, Chris	LB	'75-'78*	Penn State
34	Dillahun, Ellis	S	'88	East Carolina
28	Dillon, Corey	RB	'97-01	Washington
38	Dingle, Mike	RB	'91-'92*	South Carolina
52,51	Dinkel, Tom	LB	'78-83, '85	Kansas
51	Dixon, Gerald	LB	'96-97	South Carolina
29	Dixon, Rickey	DB	'88-92	Oklahoma
66	Donahue, Mark	G	'78-79	Michigan
76	Doughty, Mike	OT	'99-00*	Notre Dame
67	Douglas, David	OT	'86-88	Tennessee
45	Douthard, Ty	RB	'97	Illinois
44	Dressler, Doug	RB	'70-'74*	Chico State
41	Duckett, Forey	DB	'94	Nevada-Reno
81	Dugans, Ron	WR	'00-01	Florida State
80	Dunn, David	WR-KR	'95-98	Fresno State
21	Dunn, Paul	RB	'70	U.S. International
29	Durko, Sandy	S	'70-'72*	Southern California
27	Dyer, Ken	S	'69-71	Arizona State

— E —

70	Eaddy, James	NT	'87	New York Tech
73	Edwards, Eddie	DE-DT	'77-88	Miami (Fla.)
36	Elliott, Lenvil	RB	'73-78	NE Missouri State
59	Ely, Larry	LB	'70-71	Iowa
52	Elzey, Paul	LB	'68	Toledo
50	Erickson, Bernard	LB	'68	Abilene Christian
17	Ernst, Mike	QB	'73-74	Cal State-Fullerton
7	Eslason, Boomer	QB	'84-92, '97	Maryland

— F —

31	Fain, Richard	CB	'91	Florida
63	Fairchild, Greg	G	'76-77	Tulsa
33	Farley, John	RB	'84	Cal St.-Sacramento
83	Farmer, Danny	WR	'00-01	UCLA
96	Fears, Willie	DE	'87	Northwestern St. (La.)
44	Fenner, Derrick	FB	'92-94	North Carolina
72	Fest, Howard	G-OT	'68-75	Texas
25	Fisher, Charles	CB	'99-00*	West Virginia
52	Flaherty, Tom	LB	'87	Northwestern
71	Fletcher, John	G	'87	Texas A&I
95	Foley, Steve	LB	'98-01	Northeast Louisiana
11	Ford, Mike	QB	'82	Southern Methodist
50	Francis, James	LB	'90-98	Baylor
39	Franklin, Pat	RB	'87	Southwest Texas St.
43	Frazier, Curt	CB	'68	Fresno State
49,58	Frazier, Guy	LB	'81-84	Wyoming
97	Frier, Mike	DE	'92-94	Appalachian State
47,83	Frisch, David	TE	'93-94	Colorado State
33	Fritts, Stan	RB	'75-76	North Carolina St.
33	Fulcher, David	S	'86-92	Arizona State
17	Fulhage, Scott	P	'87-88	Kansas State
42	Fuller, Mike	S-PR	'81-82	Auburn

— G —

18	Gallery, Jim	K	'89	Minnesota
48	Garrett, John	WR	'89	Princeton
89	Garrett, Shane	WR-KR	'91-'92*	Texas A&M
11	Gaynor, Doug	QB	'86	Cal State-Long Beach
26	Gehrke, Jack	WR	'69	Utah
89	George, Tim	WR	'73	Carson-Newman
48	Gibler, Andy	TE	'83	Missouri
84	Gibson, Damon	WR-KR	'98	Iowa
99	Gibson, Oliver	DT-NT	'99-01	Notre Dame

NO.	NAME	POS.	YRS.	COLLEGE
-----	------	------	------	---------

30	Gilliard, Cory	S	'97	Ball State
64	Glass, Bill	G	'80	Baylor
63	Goff, Mike	G-OT	'98-01	Iowa
58	Gordon, Alex	LB	'81-93	Cincinnati
33	Graham, Kenny	S	'70	Washington State
41	Graham, Scottie	RB	'97	Ohio State
24	Grant, Alan	CB	'93	Stanford
98	Grant, David	NT	'88-91	West Virginia
91	Granville, Billy	LB	'97-00	Duke
41	Graves, White	S	'68	Louisiana State
41	Green, Dave	P-K	'74-75	Ohio U.
28	Green, Harold	RB	'90-95	South Carolina
45	Griffin, Archie	RB	'76-83*	Ohio State
87	Griffin, Damon	WR-KR	'99-00	Oregon
22	Griffin, James	S	'83-85	Middle Tenn. St.
76	Griffin, Jim	DE	'68	Grambling
44	Griffin, Ray	CB	'78-84	Ohio State
46	Groce, Cliff	FB	'99-00	Texas A&M
28	Guillory, John	DB	'69-70	Stanford
27	Gunn, Lance	S	'93	Texas
89	Gunner, Harry	DE	'68-69	Oregon State
62	Gutierrez, Brock	C-G	'96-01	Central Michigan

— H —

45	Haddix, Wayne	CB	'91	Liberty
35	Haffner, Mike	WR	'71	UCLA
26	Hall, Cory	S	'99-01	Fresno State
71	Hammerstein, Mike	DE-NT	'86-90*	Michigan
66	Hannula, Jim	OT	'83	Northern Illinois
45,41	Hardy, Adrian	CB	'94-95	Northwestern St. (La.)
36	Hargrove, Jim	RB	'81	Wake Forest
57	Harmon, Ed	LB	'69	Louisville
53	Harris, Bo	LB	'75-82	Louisiana State
26	Harris, Jim	DB	'71	Howard Payne
83	Harris, M.L.	TE	'80-85	Kansas State
8	Harris, Nick	P	'01	California
27	Hawkins, Artrell	CB	'98-01	Cincinnati
5	Hayes, Jeff	P	'86	North Carolina
69	Headrick, Sherrill	LB	'68	Texas Christian
20	Hearst, Garrison	RB	'96	Georgia
36	Heath, Jo-Jo	KR-DB	'80	Pittsburgh
22	Heath, Rodney	CB	'99-01	Minnesota
38	Henson, Champ	RB	'75	Ohio State
34	Herock, Ken	TE	'68	West Virginia
16	Hertel, Rob	QB	'78	Southern California
56	Hibler, Mike	LB	'68	Stanford
27	Hicks, Bryan	S	'80-84*	McNeese State
84,19	Hill, Jeff	WR-KR	'94-96	Purdue
89	Hillary, Ira	WR-KR	'87-89	South Carolina
98	Hinkle, George	DE	'93	Arizona
83	Holden, Steve	WR	'77	Arizona State
40	Hollfield, John	RB	'88-89*	West Virginia
76	Holland, Vernon	OT	'71-79	Tennessee State
12	Hollas, Don	QB	'91-94*	Rice
82	Holman, Rodney	TE	'82-92	Tulane
71	Horn, Rod	NT	'80-81	Nebraska
10	Horne, Greg	P	'87	Arkansas
20	Horton, Ray	CB	'83-88	Washington
84	Houshmandzadeh, T.J.	WR	'01	Oregon State
20	Howard, Ty	CB	'99	Ohio State
71	Howe, Garry	NT	'93	Colorado
85	Hundon, James	WR-KR	'96-99	Portland State
20	Hunt, Bobby	S	'68-69	Auburn
31	Hunt, Gary	DB	'87	Memphis State
72	Hunt, Ron	OT	'76-78	Oregon

— I —

92	Inglis, Tim	LB	'87-88	Toledo
----	-------------	----	--------	--------

— J —

23	Jackson, Bernard	S-CB-KR	'72-76	Washington State
65	Jackson, John	OT	'00-01	Eastern Kentucky
37	Jackson, Robert	S	'81-87, '89*	Central Michigan
80	Jackson, Willie	WR	'98-99	Florida
80	James, Lynn	WR	'90-91	Arizona State
30	Jauron, Dick	S	'78-81*	Yale
57	Jefferson, Kevin	LB	'94-95	Lehigh
87	Jeffries, Curtis	TE	'87	Louisville

(All-Time Roster, continued)

NO.	NAME	POS.	YRS.	COLLEGE
84	Jenkins, Mike	WR	'97	Hampton
25	Jennings, Ligarious	CB	'01	Tennessee State
36	Jennings, Stanford	FB-KR	'84-90	Furman
68	Jetton, Paul	C-G	'89-91	Texas
30	Johnson, Bill	RB	'85-87	Arkansas State
54	Johnson, Bob	C	'68-79	Tennessee
85	Johnson, Chad	WR	'01	Oregon State
68,99	Johnson, Donnell	OT	'93	Johnson C. Smith
19	Johnson, Essex	RB	'68-75	Grambling
29	Johnson, Jim	DB	'69	South Carolina St.
55	Johnson, John	LB	'94	Clemson
80	Johnson, Ken	DE	'71-77	Indiana
11	Johnson, Lee	P-K	'88-98	Brigham Young
43	Johnson, Mark	S	'87	Western Kentucky
46	Johnson, Pete	FB	'77-83	Ohio State
50	Johnson, Riall	LB	'01	Stanford
32	Johnson, Rudi	RB	'01	Auburn
90	Johnson, Tim	DT	'96	Penn State
78	Johnson, Walter	DT	'77	Los Angeles State
18	Joiner, Charlie	WR	'72-75	Grambling
57	Jolitz, Evan	LB	'74	Cincinnati
32	Jones, Bob	S	'73-74	Virginia Union
66	Jones, Dan	OT	'93-95	Maine
25	Jones, Rod (Roderick)	CB	'90-96	Southern Methodist
60	Jones, Rod (Rodrek)	DT-G	'96-00	Kansas
24	Jones, Roger	CB	'94-96	Tennessee State
77	Jones, Scott	OT	'89, '91	Washington
74,78	Jones, Willie Lee	DT-DE	'68, '70-71	Kansas St.
—	Jordan, Kevin	WR	'96*	UCLA
36	Joseph, James	RB	'95	Auburn
12	Joseph, Kerry	QB	'96	McNeese State
10	Justin, Paul	QB	'98	Arizona State
— K —				
34	Kaesviharn, Kevin	CB	'01	Augustana (S.D.)
62	Kalis, Todd	G	'95	Arizona State
84	Kaltus, Eric	TE	'86-91	Michigan
56	Kearney, Tim	LB	'72-74	Northwestern Michigan
29	Keaton, Curtis	RB	'00-01	James Madison
44	Keeling, Rex	P	'68	Samford
24	Kellermann, Ernie	S	'72	Miami (Ohio)
77	Kelly, Bob	OT	'68	New Mexico State
58	Kelly, Joe	LB	'86-89	Washington
87	Kelly, Mike	TE	'70-72	Davidson
98	Kelly, Todd	DE	'95-96	Tennessee
26	Kemp, Bobby	S	'81-86	Cal State-Fullerton
89	Kern, Don	TE	'84-85	Arizona State
65	Kindricks, Bill	DT	'68	Alabama A&M
47	King, Charlie	CB	'68-69	Purdue
90	King, Emanuel	LB	'85-88	Alabama
41	King, Joe	S	'91	Oklahoma State
28	Kinnebrew, Larry	FB	'83-87	Tennessee State
55	Kirk, Randy	LB	'92-93	San Diego State
3	Kilna, Jon	QB	'01	Central Washington
7,15	Klingler, David	QB	'92-95	Houston
71	Koch, Pete	DT	'84	Maryland
50	Koegel, Vic	LB	'74	Ohio State
68	Kollar, Bill	DT	'74-76	Montana State
30	Kors, R.J.	S	'93	Cal State-Long Beach
64	Kozerski, Bruce	C-G-OT	'84-95	Holy Cross
86	Kreider, Steve	WR	'79-86	Lehigh
15	Kresser, Eric	QB	'97-99	Marshall
75	Krevis, Al	OT	'75	Boston College
69	Krumrie, Tim	NT	'83-94	Wisconsin
59	Kurnick, Howie	LB	'79-80*	Cincinnati
— L —				
40	Lamb, Ron	RB	'68-71	South Carolina
94,58	Langford, Jevon	DE	'96-01	Oklahoma State
62	Lapham, Dave	G-C-OT	'74-83	Syracuse
83	Law, Dennis	KR-WR	'78	East Tennessee St.
68	Lawson, Steve	G	'71-72	Kansas
55	LeClair, Jim	LB	'72-83	North Dakota
15	Leeuwenburg, Jay	G-C	'99	Colorado
88	Levenseller, Mike	WR	'79-80	Washington State
15	Lewis, Dave	P-QB	'70-73	Stanford
77	Leyva, Victor	G	'01	Arizona State

NO.	NAME	POS.	YRS.	COLLEGE
75	Linn, Jack	G-OT	'93	West Virginia
11	Livingston, Dale	P-K	'68-69	Western Michigan
52	Logan, James	LB	'95	Memphis
29,23	Logan, Marc	RB	'87-88	Kentucky
30	Lott, Anthone	CB	'97	Florida
29	Lusby, Vaughn	KR-CB	'79	Arkansas
— M —				
34	Mack, Tremain	S-CB-KR	'97-00	Miami (Fla.)
77	Maddox, Bob	DE	'74	Frostburg State
47	Maidlow, Steve	LB	'83-84	Michigan State
9	Manca, Massimo	K	'87	Penn State
44	Manning, Aaron	CB	'87	Iowa State
58,60	Manos, Sam	C	'87	Marshall
83	Marshall, Ed	WR	'71	Cameron (Okla.)
88	Martin, Mike	WR-KR	'83-89	Illinois
24	Mathias, Ric	CB	'98-99*	Wisconsin-LaCrosse
57,52	Matlock, John	C	'68	Miami (Fla.)
73	Matson, Pat	G	'68-74	Oregon
96	Maxey, Curtis	NT	'88	Grambling
71	Mayer, Rufus	OT	'70-78	Ohio State
82	McCall, Ed	WR	'68	Miles College
72	McClendon, Skip	DE	'87-91	Arizona State
65,66	McClure, Wayne	LB	'68, '70	Mississippi
40	McCluskey, David	RB	'87	Georgia
—	McCullough, Deland	RB	'96*	Miami (Ohio)
86	McDaniel, John	WR	'74-77	Lincoln
56	McDonald, Ricardo	LB	'92-97	Pittsburgh
85	McGee, Tim	WR-KR	'86-92, '94-95*	Tennessee
82	McGee, Tony	TE	'93-01	Michigan
96	McGhee, Kanavis	LB	'94	Colorado
59	McGill, Karmeeleyah	LB	'93	Notre Dame
87	McInally, Pat	P-WR	'76-85	Harvard
43	McMullen, Kirk	TE	'01	Pittsburgh
42	McVea, Warren	WR-KR	'68	Houston
85,45	Meethan, Greg	WR	'87	Bowling Green
58	Megna, Marc	LB	'00	Richmond
62	Melander, Jon	G	'92	Minnesota
59	Melontree, Andrew	LB	'80	Baylor
68	Middendorf, Dave	G	'68-69	Washington State
36	Miles, Ostell	RB	'92-93	Houston
44	Milne, Brian	FB	'96-99	Penn State
72	Mitchell, Mack	DE	'79	Houston
19	Mitchell, Scott	QB	'00-01	Utah
99	Mitz, Alonzo	DE	'91-92	Florida
93	Monds, Mario	DT	'01	Cincinnati
28	Montgomery, Cleotha	KR-RB	'80	Ablene Christian
65	Montoya, Max	G-OT	'79-89	UCLA
60	Moore, Blake	C	'80-83	Wooster
60	Moore, Eric	OT	'94	Indiana
—	Moore, Freddie	OT	'01*	Florida A&M
29	Moore, Kelvin	S	'88-99*	Morgan State
65	Moore, Maulty	DT	'75	Bethune-Cookman
93	Morabito, Tim	DT	'96	Boston College
21	Morgan, Melvin	CB	'76-78	Mississippi Valley St.
26	Morrison, Reece	RB	'72-73	Southwest Texas St.
73	Moyer, Ken	G-OT	'89-94*	Toledo
16	Muhlmann, Horst	K	'69-74	none
78	Munoz, Anthony	OT	'80-92	Southern California
25	Myers, Chiz	WR	'69-76	Northwestern Okla.
31	Myers, Greg	S-PR	'96-99	Colorado State
— N —				
41	Neal, Lorenzo	FB	'01	Fresno State
52	Neal, Randy	LB	'95-96	Virginia
53	Neider, John	LB	'68	Louisville
42	Niehoff, Rob	S	'87	Cincinnati
95	Nix, Roosevelt	DE	'92-93	Central State (Ohio)
12	Norseth, Mike	QB	'87-88	Kansas
89	Novak, Jack	TE	'75	Wisconsin
— O —				
68	Obrovac, Mike	G-OT	'81-83	Bowling Green
12	O'Donnell, Neil	QB	'98	Maryland
72	O'Dwyer, Matt	G	'99-01	Northwestern
96	Oglesby, Alfred	DT	'95	Houston
52	Oglethorpe, Craig	LB	'90	Auburn
29	Oliver, Louis	S	'94	Florida

NO.	NAME	POS.	YRS.	COLLEGE
26	Orlando, Bo	S	'96-97	West Virginia
— P —				
74	Park, Ernie	G	'69	McMurry
86	Parker, Carl	WR	'88-89	Vanderbilt
24	Parker, Sirr	CB	'00	Texas A&M
20	Parrish, Lemar	CB-KR	'70-77	Lincoln
93	Parten, Ty	DE	'93-95	Arizona
27	Paul, Tito	CB	'97	Ohio State
64	Payne, Rod	C	'97-98*	Michigan
20	Peacock, Elvis	RB	'81	Oklahoma
9	Pellfrey, Doug	K	'93-99	Kentucky
64	Perreault, Pete	G	'68	Boston U.
32	Perry, Scott	CB	'76-79	Williams
77	Peters, Frank	OT	'69	Ohio U.
50	Peterson, Ben	LB-LS	'99	Pittsburg State
53	Peterson, Bill	LB	'68-72	San Jose State
10	Philcox, Todd	QB	'90	Syracuse
30	Phillips, Jess	RB-DB	'68-72	Michigan State
59	Phillips, Ray	LB	'77-78	Nebraska
81, 80	Pickens, Carl	WR	'92-99	Tennessee
42	Pickering, Clay	WR	'84-85	Maine
58, 97	Pillman, Brian	LB	'84	Miami (Ohio)
81	Pleasant, Marquis	WR	'87	Southern Methodist
61	Poe, Bill	G	'87	Morehead State
76	Pollard, Trent	G-OT	'94-96*	Eastern Washington
35	Poole, Nathan	RB	'79-80	Louisville
13	Pope, Daniel	P	'00	Alabama
32	Price, Mitchell	CB-PR	'90-93	Tulane
60	Pritchard, Ron	LB	'72-77	Arizona State
68	Purelory, Dave	DT	'78	Eastern Michigan
97	Purvis, Andre	DT-DE	'97-99	North Carolina

— Q —

89	Query, Jeff	WR	'92-95	Millikin
----	-------------	----	--------	----------

— R —

5	Rackers, Neil	K	'00-01	Illinois
81	Randall, Dennis	DE	'68	Oklahoma State
27	Randolph, Al	CB	'72	Iowa
20	Randolph, Thomas	CB	'98	Kansas State
61	Rayam, Tom	G	'92-93	Alabama
51	Razzano, Rick	LB	'80-84	Virginia Tech
52	Reasons, Gary	LB	'92	Northwestern St. (La.)
11	Reaves, John	QB	'75-78	Florida
79	Rehberg, Scott	G	'00-01	Central Michigan
74	Reid, Mike	DT	'70-74	Penn State
75	Reimers, Bruce	G-OT	'84-91	Iowa State
67	Reinke, Jeff	DE	'87	Mankato State
88	Rembert, Reggie	WR	'91-93	West Virginia
70	Rice, Andy	DT	'68-69	Texas Southern
46	Rice, Dan	RB	'87	Michigan
68	Richey, Tom	G-OT	'87	Kentucky
72	Riddle, Elston	DE	'92	Nevada-Reno
87	Riggs, Jim	TE	'87-92	Clemson
66, 99	Riley, Bob	OT	'87	Indiana
13	Riley, Ken	CB	'69-83	Florida A&M
52, 64,				
50	Rimington, Dave	C	'83-87	Nebraska
23	Robinson, Frank	CB	'92	Boise State
81	Robinson, Patrick	WR-KR	'93	Tennessee State
18	Robinson, Paul	RB	'68-72	Arizona
79	Rogers, Lamar	DE	'91-92	Auburn
20	Roman, Mark	CB	'00-01	Louisiana State
81	Rnman, Nick	DE	'70-71	Ohio State
83, 48	Romasko, Dave	TE	'87	Carroll College
94	Romer, Rich	LB	'88-89	Union (N.Y.)
57	Ross, Adrian	LB	'98-01	Colorado State
89, 84	Ross, Dan	TE	'79-83, '85	Northeastern
77	Rourke, Jim	OL	'88	Boston College
95	Rucker, Keith	OT	'94-95	Ohio Wesleyan
82, 70	Russell, Wade	TE	'87	aylor
51	Ruud, Tom	LB	'78-79	Nebraska

— S —

70	Saddler, Rod	DE	'91	Texas A&M
87	Sadowski, Troy	TE	'94-96	Georgia
27	Saffold, Saint	WR	'68	San Jose State
72	St. Clair, Mike	DE	'80-82	Grambling

NO.	NAME	POS.	YRS.	COLLEGE
48	St. Louis, Brad	LS-TE	'00-01	SW Missouri State
77	Sargent, Kevin	OT-G	'92-98*	Eastern Washington
98	Savage, Tony	DE	'92	Washington State
23	Sawyer, Corey	CB-KR	'94-98	Florida State
22	Sawyer, Ken	S	'74	Syracuse
15	Schoner, Turk	QB	'80-85, '87-89	Stanford
10	Schroeder, Jay	QB	'93	UCLA
59	Schuh, Jeff	LB	'81-85	Minnesota
59	Schutt, Scott	LB	'87	North Dakota State
37	Scott, Bill	CB	'68	Idaho
86	Scott, Darnay	WR	'94-01*	San Diego State
74	Scott, Tom	OT	'93	East Carolina
76	Scrifflord, Kirk	OT	'90-92	Montana
55	Sellers, Lance	LB	'87	Boise State
35	Shade, Sam	S	'95-98	Alabama
90	Shaw, Eric	LB	'92-94	Louisiana Tech
68	Shaw, Scott	C	'98	Michigan State
39	Shaw, Sedrick	RB	'99	Iowa
30	Shelby, Willie	KR-RB	'76-77	Alabama
30	Shelling, Chris	S	'95-96	Auburn
23	Sherman, Rod	WR-K	'68	Southern California
64	Shinners, John	G	'73-77	Xavier (Ohio)
59	Shumon, Ron	LB	'78	Wichita State
56	Simmons, Brian	LB	'98-01	North Carolina
96	Simmons, Clyde	DE	'98	Western Carolina
25	Simmons, John	CB-KR	'81-86	Southern Methodist
22	Simmons, Marcello	CB	'93	Southern Methodist
56	Simpkins, Ron	LB	'80-86*	Michigan
84	Sims, Reggie	TE	'87	Northern Illinois
70	Skow, Jim	DE	'86-89	Nebraska
45	Smiley, Tom	RB	'68	Lamar
11	Smith, Akili	QB	'99-01	Oregon
70	Smith, Artie	DE	'94-96	Louisiana Tech
91	Smith, Brad	LB	'93	Texas Christian
25	Smith, Daryl	CB	'87-88	North Alabama
60	Smith, Dave	OT	'88	Southern Illinois
31	Smith, Fletcher	CB-S-P	'68-71	Tennessee State
62	Smith, Gary	G	'84	Virginia Tech
76	Smith, Jeff	DE	'87	Earlham College
90	Smith, Justin	DE	'01	Missouri
62	Smith, Ken	G	'87	Miami (Ohio)
83	Smith, Kendal	WR-KR	'89-90	Utah State
24	Smith, Tommie	WR	'69	San Jose State
59	Spearman, Armegis	LB	'00-01*	Mississippi
22	Spencer, Jimmy	CB	'96-97	Florida
51	Spikes, Takeo	LB	'98-01	Auburn
48	Spiller, Phil	S	'68	Los Angeles State
52	Sprotte, Jimmy	LB	'98-99	Arizona
83	Staley, Bill	DE	'68-69	Utah
79	Stallings, Ramondo	DE	'94-98*	San Diego State
70	Steele, Glen	DT-DE	'98-01	Michigan
84	Stegall, Milt	WR	'92-94	Miami (Ohio)
75	Stephens, Jamain	OT-TE	'99-01	North Carolina A&T
53	Stephens, Santo	LB	'94	Temple
15	Stofa, John	QB	'68-69	Buffalo
96, 67	Stubbs, Daniel	DE	'91-93	Miami (Fla.)
23	Suggs, Shafer	S	'80	Ball State
19	Sunter, Ian	K	'80	none
41	Swanson, Terry	P	'69	Massachusetts

— T —

71	Tamm, Ralph	G	'91	West Chester
23	Tate, Rodney	RB-KR	'82-83	Texas
20	Taylor, Craig	RB-KR	'89-91	West Virginia
52	Terry, Tim	LB	'97	Temple
22	Thomas, Eric	CB	'87-92	Tulane
78	Thomas, Lee	DE	'73	Jackson State
24	Thomas, Sean	CB	'85	Texas Christian
17	Thomas, Speedy	WR	'69-72	Utah
49	Thomason, Jeff	TE	'92-93	Oregon
48	Thompson, Craig	TE	'92-93	North Carolina A&T
12	Thompson, Jack	QB	'79-82	Washington State
93	Thompson, Mike	NT	'98	Wisconsin
83	Thornlon, Reggie	WR	'93	Bowling Green
77	Tigges, Mark	OT	'87	Western Illinois
58, 51	Tovar, Steve	LB	'93-97	Ohio State
51	Townsend, Brian	LB	'92	Michigan
59	Truitt, Greg	LS	'94-99*	Penn State

(All-Time Roster, continued)

NO.	NAME	POS.	YRS.	COLLEGE
84	Trumpy, Bob	TE-WR	'68-77	Utah
96	Tuatagaloa, Natu	DE	'89-91	California
53	Tumulty, Tom	LB	'96-99*	Pittsburgh
43	Turner, Clem	RB	'69	Cincinnati
22	Turner, Deacon	RB	'78-80	San Diego State
35	Turner, Jimmy	CB	'83-86	UCLA
61	Tuten, Melvin	OT-TE	'95-96	Syracuse
84	Tweet, Rodney	WR	'87	South Dakota
17,83	Twyner, Gunnard	WR-KR	'97	Western Illinois
— V —				
81	Verser, David	WR-KR	'81-84	Kansas
78	Vincent, Ted	DT	'78	Wichita State
34	Vinson, Ferdinand	S	'91-94	North Carolina St.
11	Vitiello, Sandro	K	'80	Massachusetts
67	von Oelhoffen, Kimo	DL	'94-99	Boise State
— W —				
63	Wagner, Ray	OT	'82	Kent State
27	Walker, Bracey	S	'94-96	North Carolina
59	Walker, Kevin	LB	'88-92	Maryland
88	Walker, Rick	TE	'77-79	UCLA
91	Wallerstedt, Brett	LB	'94-96*	Arizona State
10	Walsh, John	QB	'95	Brigham Young
11	Walter, Dave	QB	'87	Michigan Tech
63	Walter, Joe	OT	'85-97*	Texas Tech
75	Walters, Stan	OT	'72-74	Syracuse
51	Ward, David	LB	'87	Southern Arkansas
88	Ware, Derek	TE	'95	Central State (Okla.)
16	Warren, Dewey	QB	'68	Tennessee
80	Warrick, Peter	WR-PR	'00-01	Florida State
41	Washington, Sam	CB	'85	Miss. Valley St.
22	Washington, Ted	RB	'68	San Diego State
40	Watson, Pete	RB	'72	Tufts
70	Weaver, Emanuel	NT	'82-83*	South Carolina
73	Webb, Richmond	OT	'01	Texas A&M
79	Wells, Dana	NT	'89	Arizona
15	Wells, Mike	QB	'77	Illinois
37	Wheeler, Leonard	CB	'92-96*	Troy State
86	White, Andre	TE	'68	Florida A&M
51	White, Leon	LB	'86-91	Brigham Young
63	White, Mike	DT	'79-80	Albany State (Ga.)
39	White, Sheldon	CB	'93	Miami (Ohio)
83	White, Sherman	DE	'72-75	California
75	Whitley, Wilson	DT	'77-82	Houston
70	Whitten, Bobby	OT	'81	Kansas
97	Whittington, Bernard	DT-DE	'01	Indiana
41	Wilcots, Solomon	S-CB	'87-90	Colorado
4,12	Wilhelm, Erik	QB	'89-91, '93-97	Oregon State
99	Wilkinson, Dan	DT-DE	'94-97	Ohio State
94	Williams, Alfred	LB-DE	'91-94	Colorado
31	Williams, Darryl	S	'92-95, '00-01	Miami (Fla.)
43	Williams, Ed	RB	'74-75	Langston
84	Williams, Gary	WR	'84	Ohio State
33	Williams, Jim	DB	'69	Alcorn State

NO.	NAME	POS.	YRS.	COLLEGE
6	Williams, Monk	WR-KR	'68	Arkansas A&M
30	Williams, Nick	FB/H-B	'99-01	Miami (Fla.)
57	Williams, Reggie	LB	'76-89	Dartmouth
87	Williams, Stepiet	WR	'98	Northeast Louisiana
94	Williams, Tony	DT	'01	Memphis
33	Willis, Fred	RB	'71-72	Boston College
46	Wilson, Joe	RB-KR	'73	Holy Cross
67	Wilson, Mike	OT-RB	'69-70	Dayton
77	Wilson, Mike	OT	'78-85	Georgia
55,57	Wilson, Reinard	LB-DE	'97-01	Florida State
32	Wilson, Stanley	RB	'83-84, '86, '88	Oklahoma
83	Winans, Tydus	WR	'96	Fresno State
60	Withycombe, Mike	OT	'91-92	Fresno State
30,31	Woods, Ickey	FB	'88-91	Nevada-Las Vegas
49	Wright, Dana	RB	'87	Findlay
75	Wright, Ernie	OT	'68-71	Ohio State
42	Wright, Lawrence	S	'97, '99	Florida
14	Wyche, Sam	QB	'68-70	Furman

— Y —

84 Yeast, Craig WR-KR '99-00 Kentucky

— Z —

91 Zander, Carl LB '85-91 Tennessee
45 Zellars, Ray FB '98 Notre Dame

*— Players whose all-time roster listing includes an asterisk were with the team for one or more seasons in which they were not in uniform for a game:

Chris Barber	1988	Don Hollas	1993
Michael Basnight	2000	Robert Jackson	1981
Brandon Bennett	1999	Dick Jauron	1981
Royce Berry	1975	Kevin Jordan	1996
Rich Blackman	1999	Howie Kurnick	1980
Rich Braham	1995	Ric Mathias	1999
Sean Brewer	2001	Deland McCullough	1996
Gary Burley	1975	Tim McGee	1995
Ki-Jana Carter	1995	Freddie Moore	2001
Virgil Carter	1973	Kelvin Moore	1999
Alonso Clayton	1998	Ken Moyer	1992
Greg Cook	1970-72, 1974	Rod Payne	1997
Charlie Davis	1975	Trent Pollard	1996
Joel Davis	1997	Kevin Sargent	1996
Chris Devlin	1977	Darnay Scott	2000
Mike Dingle	1992	Ron Simpkins	1981
Mike Doughty	1999	Armegis Spearman	2001
Doug Dressler	1973	Ramondo Stallings	1998
Sandy Durko	1972	Greg Truitt	1999
Charles Fisher	2000	Tom Tumulty	1999
Shane Garrett	1992	Brett Wallerstedt	1996
Archie Griffin	1983	Joe Walter	1994
Mike Hammerstein	1988	Emanuel Weaver	1983
Bryan Hicks	1984	Leonard Wheeler	1994
John Hollifield	1988		

THE NAME GAME

The most common last name among players listed on the Bengals all-time roster is Johnson. Fifteen players named Johnson are on the roster. Smith is second with 12. Williams ranks third with 10, followed by Jones with seven and Davis with six. Brown, Carter, Clark, Griffin, Moore, White and Wilson each appear on the roster five times.

The Bengals all-time roster has more last names start with the letter B than any other letter — a total of 77. The letter S is second with 63 names. Only two letters of the alphabet, U and X, have no players on the team's all-time roster.

BENGALS COACHING HISTORY

REGULAR SEASON

SEASON	HEAD COACH	RECORD			PCT.
		W	L	T	
1968	Paul Brown	3	11	0	.214
1969	Paul Brown	4	9	1	.308
1970-x	Paul Brown	8	6	0	.571
1971	Paul Brown	4	10	0	.286
1972	Paul Brown	8	6	0	.571
1973-x	Paul Brown	10	4	0	.714
1974	Paul Brown	7	7	0	.500
1975-y	Paul Brown	11	3	0	.786
1976	Bill Johnson	10	4	0	.714
1977	Bill Johnson	8	6	0	.571
1978	Bill Johnson	0	5	0	.000
	Homer Rice	4	7	0	.364
1979	Homer Rice	4	12	0	.250
1980	Forrest Gregg	6	10	0	.375
1981-x, z	Forrest Gregg	12	4	0	.750
1982*	Forrest Gregg	7	2	0	.778
1983	Forrest Gregg	7	9	0	.438
1984	Sam Wyche	8	8	0	.500
1985	Sam Wyche	7	9	0	.438
1986	Sam Wyche	10	6	0	.625
1987	Sam Wyche	4	11	0	.267
1988-x, z	Sam Wyche	12	4	0	.750
1989	Sam Wyche	8	8	0	.500
1990-x	Sam Wyche	9	7	0	.563
1991	Sam Wyche	3	13	0	.188
1992	Dave Shula	5	11	0	.313
1993	Dave Shula	3	13	0	.188
1994	Dave Shula	3	13	0	.188
1995	Dave Shula	7	9	0	.438
1996	Dave Shula	1	6	0	.143
	Bruce Coslet	7	2	0	.778
1997	Bruce Coslet	7	9	0	.438
1998	Bruce Coslet	3	13	0	.188
1999	Bruce Coslet	4	12	0	.250
2000	Bruce Coslet	0	3	0	.000
	Dick LeBeau	4	9	0	.308
2001	Dick LeBeau	6	10	0	.375
TOTALS		224	291	1	.435

x-AFC Central Division Champion

y-Wild Card Playoff Qualifier

z-AFC Champions

*-AFC Super Bowl Tournament Qualifier

PLAYOFFS

SEASON	COACH	W	L	PCT.
1970	Paul Brown	0	1	.000
1973	Paul Brown	0	1	.000
1975	Paul Brown	0	1	.000
1981	Forrest Gregg	2	1	.667
1982	Forrest Gregg	0	1	.000
1988	Sam Wyche	2	1	.667
1990	Sam Wyche	1	1	.500
TOTALS		5	7	.417



Bengals coach Paul Brown is carried off the field on Dec. 20, 1970, following a 45-7 win over the Boston Patriots at Riverfront Stadium. The win clinched a playoff berth for the three-year-old Cincinnati franchise. At the time, no other team had reached the playoffs so early in its history.

HEAD COACHES BY ERA

Dick LeBeau became the eighth head coach of the Bengals on Sept. 25, 2000. Bengals coaches' records, including playoff games:

YEARS	COACH	RECORD	PCT.
1968-75	Paul Brown	55-59-1	.482
1976-78	Bill Johnson	18-15-0	.545
1978-79	Homer Rice	8-19-0	.296
1980-83	Forrest Gregg	34-27-0	.557
1984-91	Sam Wyche	64-68-0	.485
1992-96	Dave Shula	19-52-0	.268
1996-2000	Bruce Coslet	21-39-0	.350
2000-	Dick LeBeau	10-19-0	.345

BENGALS COACHING STAFFS

1968

Head Coach — Paul Brown

Tom Bass	DB
Jack Donaldson	DL
Rick Forzano	OB
Bill Johnson	OL
Frank Smouse	LB
Bill Walsh	TE

1969

Head Coach — Paul Brown

Tom Bass	Def. Coord./DB
Vince Costello	LB
Jack Donaldson	OB
Bill Johnson	OL
Chuck Studley	DL
Bill Walsh	Recv.

1970

Head Coach — Paul Brown

Vince Costello	LB
Jack Donaldson	OB
Bill Johnson	OL
Chuck Studley	DL
Bill Walsh	QB/Recv.
Chuck Weber	Def. Coord.

1971

Head Coach — Paul Brown

Vince Costello	LB
Jack Donaldson	OB
Bill Johnson	OL
Chuck Studley	DL
Bill Walsh	QB/Recv.
Chuck Weber	Def. Coord.

1972

Head Coach — Paul Brown

Vince Costello	LB
Jack Donaldson	OB
Bill Johnson	OL
Chuck Studley	DL
Bill Walsh	QB/Recv.
Chuck Weber	Def. Coord.

1973

Head Coach — Paul Brown

Vince Costello	LB
Jack Donaldson	OB
Bill Johnson	OL
Chuck Studley	DL
Bill Walsh	QB/Recv.
Chuck Weber	Def. Coord.

1974

Head Coach — Paul Brown

Howard Brinker	LB
Jack Donaldson	OB
Bill Johnson	OL
Chuck Studley	DL
Bill Walsh	QB/Recv.
Chuck Weber	Def. Coord.

1975

Head Coach — Paul Brown

Howard Brinker	LB
Jack Donaldson	OB
Bill Johnson	OL
Chuck Studley	DL
Bill Walsh	QB/Recv.
Chuck Weber	DB
Kim Wood	Strength

1976

Head Coach — Bill Johnson

Howard Brinker	Def. Coord.
Jack Donaldson	OB
Boyd Dowler	QB/Recv.
Mike McCormack	OL
Chuck Studley	DL
Charley Winner	DB
Kim Wood	Strength

1977

Head Coach — Bill Johnson

Howard Brinker	Def. Coord./LB
Jack Donaldson	OB
Boyd Dowler	QB/Recv.
Mike McCormack	OL
Chuck Studley	DL
Charley Winner	DB
Kim Wood	Strength

1978

Head Coaches — Bill Johnson* and Homer Rice

Howard Brinker	Def. Coord./LB
Boyd Dowler	Recv.
Mike McCormack	OL
Homer Rice**	OB
George Selcik	RB
Chuck Studley	DL
Charley Winner	DB
Kim Wood	Strength

*Resigned after 5 games; **Promoted to head coach after 5 games

1979

Head Coach — Homer Rice

Howard Brinker	Def. Coord./LB
Boyd Dowler	Recv.
Frank Ganz	ST
Mike McCormack	OL
Dick Modzelewski	DL
George Selcik	OB
Charley Winner	DB
Kim Wood	Strength

1980

Head Coach — Forrest Gregg

Hank Bullough	Def. Coord./LB
Frank Ganz	ST/TE
Lindy Infante	QB/Recv.
Dick LeBeau	DB
Jim McNally	OL
Dick Modzelewski	DL
George Selcik	OB
Kim Wood	Strength

1981

Head Coach — Forrest Gregg

Hank Bullough	Def. Coord./LB
Bruce Coslet	ST/TE
Lindy Infante	QB/WR
Dick LeBeau	DB
Jim McNally	OL
Dick Modzelewski	DL
George Selcik	OB
Kim Wood	Strength

1982

Head Coach — Forrest Gregg

Hank Bullough	Def. Coord./LB
Bruce Coslet	ST/TE
Lindy Infante	Off. Coord.
Dick LeBeau	DB
Jim McNally	OL
Dick Modzelewski	DL
George Selcik	OB
Kim Wood	Strength

1983

Head Coach — Forrest Gregg

Hank Bullough	Def. Coord./LB
Bruce Coslet	ST/TE
Dick LeBeau	DB
Jim McNally	OL
Dick Modzelewski	DL
George Selcik	OB
Kim Wood	Strength

1984

Head Coach — Sam Wyche

Jim Anderson	RB
Bruce Coslet	WR
Joe Faragali	TE
Dick LeBeau	Def. Coord./DB
Jim McNally	OL
Dick Selcer	LB
Bill Urbanik	DL
Trent Walters	DB
Kim Wood	Strength

1985

Head Coach — Sam Wyche

Jim Anderson	RB
Bruce Coslet	WR
Bill Johnson	TE
Dick LeBeau	Def. Coord./DB
Jim McNally	OL
Dick Selcer	LB
Bill Urbanik	DL
Kim Wood	Strength

1986

Head Coach — Sam Wyche

Jim Anderson	RB
Bruce Coslet	Off. Coord./WR
Bill Johnson	TE
Dick LeBeau	Def. Coord./DB
Jim McNally	OL
Dick Selcer	LB
Bill Urbanik	DL
Kim Wood	Strength

1987

Head Coach — Sam Wyche

Jim Anderson	RB
Bruce Coslet	Off. Coord./WR
Bill Johnson	TE
Dick LeBeau	Def. Coord./DB
Jim McNally	OL
Dick Selcer	LB
Mike Stock	ST
Bill Urbanik	DL
Kim Wood	Strength

1988

Head Coach — Sam Wyche

Jim Anderson	RB
Bruce Coslet	Off. Coord./WR
Bill Johnson	TE
Dick LeBeau	Def. Coord./DB
Jim McNally	OL
Dick Selcer	LB
Mike Stock	ST
Bill Urbanik	DL
Kim Wood	Strength

1989

Head Coach — Sam Wyche

Jim Anderson	RB
Bruce Coslet	Off. Coord./WR
Bill Johnson	TE
Dick LeBeau	Def. Coord./DB
Jim McNally	OL
Dick Selcer	LB
Mike Stock	ST
Chuck Studley	DL
Kim Wood	Strength

1990

Head Coach — Sam Wyche

Jim Anderson	RB
Dana Bible	QB
Marv Braden	ST
Bill Johnson	TE
Dick LeBeau	Def. Coord./DB
Jim McNally	OL
Dick Selcer	LB
Mike Stock	WR
Chuck Studley	DL
Kim Wood	Strength

1991

Head Coach — Sam Wyche

Jim Anderson	RB
Dana Bible	QB
Marv Braden	ST
Dick LeBeau	Def. Coord./DB
Jim McNally	OL
Dick Selcer	LB
Dave Shula	WR
Mike Stock	TE
Chuck Studley	DL
Kim Wood	Strength

1992

Head Coach — Dave Shula

Jim Anderson	RB
Dana Bible	QB
Marv Braden	ST
Mike Haluchak	LB
Bob Karmelowicz	DL
Ron Lynn	Def. Coord.
Jim McNally	OL
Ron Meeks	DB
Mike Pope	TE
Richard Williamson	WR
Kim Wood	Strength

1993

Head Coach — Dave Shula

Jim Anderson	RB
Ken Anderson	QB
Marv Braden	ST
Mike Haluchak	LB
Bob Karmelowicz	DL
Ron Lynn	Def. Coord.
Jim McNally	OL
Ron Meeks	DB
Mike Pope	Off. Coord./TE
Richard Williamson	WR
Kim Wood	Strength

1994

Head Coach — Dave Shula

Paul Alexander	TE
Jim Anderson	RB
Ken Anderson	QB
Marv Braden	ST
Bruce Coslet	Off. Coord.
Bobby DePaul	Def. Staff Assistant
Jim McNally	OL
Ron Meeks	DB
Joe Pascale	LB
Larry Peccatiello	Def. Coord.
Joe Wessel	DL
Richard Williamson	WR
Kim Wood	Strength

1995

Head Coach — Dave Shula

Paul Alexander	OL
Jim Anderson	RB
Ken Anderson	QB
Bruce Coslet	Off. Coord.
Bobby DePaul	DL
John Garrett	Off. Asst./WR
Tim Krumrie	Def. Asst.
Ron Meeks	CB
Gary Moeller	TE
Joe Pascale	LB
Larry Peccatiello	Def. Coord.
Joe Wessel	ST
Kim Wood	Strength & Conditioning

1996

Head Coaches — Dave Shula* and Bruce Coslet

Paul Alexander	OL
Jim Anderson	RB
Ken Anderson**	Off. Coord./QB
Bruce Coslet**	Off. Coord.
Bobby DePaul	Staff Assistant
John Garrett	WR
Tim Krumrie	DL
Ron Meeks	DB
Gary Moeller	TE
Joe Pascale	LB
Larry Peccatiello	Def. Coord.
Joe Wessel	ST
Kim Wood	Strength & Conditioning
*First 7 games only; **Promoted to head coach after 7 games; *** Off. Coord. last 9 games only	

1997

Head Coach — Bruce Coslet

Paul Alexander	OL
Jim Anderson	RB
Ken Anderson	Off. Coord.
Louie Cioffi	Def. Staff Assistant
Mark Duffner	LB
John Garrett	Off. Staff Assistant
Ray Horton	DB
Tim Krumrie	DL
Dick LeBeau	Asst. Head Coach/Def. Coord.
Al Roberts	ST
Kim Wood	Strength & Conditioning
Bob Wylie	TE

1998

Head Coach — Bruce Coslet

Paul Alexander	OL
Jim Anderson	RB
Ken Anderson	Off. Coord.
Louie Cioffi	Def. Staff Assistant
Mark Duffner	LB
John Garrett	Off. Staff Assistant
Ray Horton	DB
Tim Krumrie	DL
Dick LeBeau	Asst. Head Coach/Def. Coord.
Al Roberts	ST
Kim Wood	Strength & Conditioning
Bob Wylie	TE

1999

Head Coach — Bruce Coslet

Paul Alexander	OL
Jim Anderson	RB
Ken Anderson	Off. Coord.
Louie Cioffi	Def. Staff Assistant
Mark Duffner	LB
Ray Horton	DB
Tim Krumrie	DL
Dick LeBeau	Asst. Head Coach/Def. Coord.
(continued)	

Steve Mooshagian	WR
Al Roberts	ST
Frank Verducci	TE
Kim Wood	Strength & Conditioning

2000

Head Coaches — Bruce Coslet* and Dick LeBeau

Paul Alexander	OL
Jim Anderson	RB
Ken Anderson	Off. Coord.
Louie Cioffi	Def. Staff Assistant
Mark Duffner	LB
Larry Horton	DB
Tim Krumrie	DL
Dick LeBeau	Asst. Head Coach/Def. Coord.

Steve Mooshagian	WR
Al Roberts	ST
Frank Verducci	TE
Kim Wood	Strength & Conditioning
*Resigned after 3 games; **Promoted to head coach after 3 games	

2001

Head Coach — Dick LeBeau

Paul Alexander	OL
Jim Anderson	RB
Ken Anderson	QB
Bob Bratkowski	Off. Coord.
Kevin Coyle	CB
Louie Cioffi	Def. Assistant
Mark Duffner	Def. Coord./LB
John Garrett	Off. Assistant
Rodney Holman	Strength & Conditioning Assistant

Ray Horton	S
Tim Krumrie	DL
Steve Mooshagian	WR
Al Roberts	ST
Frank Verducci	TE
Kim Wood	Strength & Conditioning

2002

Head Coach — Dick LeBeau

Paul Alexander	OL
Jim Anderson	RB
Ken Anderson	QB
Bob Bratkowski	Off. Coord.
Kevin Coyle	CB
Louie Cioffi	Def. Assistant
Mark Duffner	Def. Coord./LB
John Garrett	TE
Rodney Holman	Strength & Conditioning Assistant

Tim Krumrie	DL
Steve Mooshagian	WR
Darren Perry	S
Al Roberts	ST
Bob Surace	Off. Assistant
Kim Wood	Strength & Conditioning

BENGALS ALL-TIME ASSISTANT COACHES

NAME	COLLEGE	SEASONS	YEARS
Alexander, Paul	Cortland St.	1994-2002	9
Anderson, Jim	Cal-Western	1984-2002	19
Anderson, Ken	Augustana (Ill.)	1993-2002	10
Bass, Tom	San Jose State	1968-69	2
Bible, Dana	Cincinnati	1990-91	2
Braden, Marv	SW Missouri State	1990-94	5
Bratkowski, Bob	Washington State	2001-02	2
Brinker, Howard	Miami (Ohio)	1974-79	6
Bullough, Hank	Michigan State	1980-83	4
Cioffi, Louie	C.W. Post	1997-2002	6
Costlet, Bruce*	Pacific	1981-89, 94-96	12
Costello, Vince	Ohio U.	1969-73	5
Coyle, Kevin	Massachusetts	2001-02	2
DePaul, Bobby	Maryland	1994-96	3
Donaldson, Jack	Ohio State	1969-77	9
Dowler, Boyd	Colorado	1976-79	4
Duffner, Mark	William & Mary	1997-2002	6
Faragalli, Joe	Villanova	1984	1
Forzano, Rick	Kent State	1969	1
Gansz, Frank	Navy	1979-80	2
Garrett, John	Princeton	1995-98, 2001-02	6
Haluchak, Mike	Southern California	1992-93	2
Holman, Rodney	Tulane	2001-02	2
Horton, Ray	Washington	1997-2001	5
Infante, Lindy	Florida	1980-82	3
Johnson, Bill*	Texas A&M	1968-75, 85-90	14
Karmelowicz, Bob	Bridgeport	1992-93	2
Krumrie, Tim	Wisconsin	1995-2002	8
LeBeau, Dick*	Ohio State	1980-91, 97-2000	16
Lynn, Ron	Mt. Union	1992-93	2
McCormack, Mike	Kansas	1976-79	4
McNally, Jim	Buffalo	1980-94	15
Meeks, Ron	Arkansas State	1992-96	5
Modzelewski, Dick	Maryland	1979-83	5
Moeller, Gary	Ohio State	1995-96	2
Mooshagian, Steve	Fresno State	1999-2002	4
Pascale, Joe	Connecticut	1994-96	3
Peccatiello, Larry	William & Mary	1994-96	3
Perry, Darren	Penn State	2002	1
Pope, Mike	Lenoir Rhyne	1992-93	2
Rice, Homer*	Centre	1978	1
Roberts, Al	Washington	1997-2002	6
Selcik, George	Notre Dame	1978-83	6
Selcer, Dick	Notre Dame	1984-91	8
Shula, Dave*	Dartmouth	1991	1
Smouse, Frank	Youngstown State	1968	1
Stock, Mike	Northwestern	1987-91	5
Studley, Chuck	Illinois	1969-78, 89-91	13
Surace, Bob	Princeton	2002	1
Urbanik, Bill	Ohio State	1984-88	5
Verducci, Frank	Seton Hall	1999-2001	3
Walsh, Bill	San Jose State	1970-75	6
Walters, Trent	Indiana	1984	1
Weber, Chuck	West Chester State	1970-75	6
Wessel, Joe	Florida State	1994-96	3
Williamson, Richard	Alabama	1992-94	3
Winner, Charley	Southeast Missouri	1976-79	4
Wood, Kim	Wisconsin	1975-2002	28
Wylie, Bob	Colorado	1997-98	2

(For positions coached, please see pages 184-185)

*Has also served as Bengals head coach

BENGALS YEAR-BY-YEAR LEAGUE RANKINGS

(Rankings based on average yards per game)

YEAR	Offense			Defense		
	RUSH	PASS	TOT.	RUSH	PASS	TOT.
1968 (AFL)	3	9	8	9	6	8
1969 (AFL)	7	7-T	7	10	7	10
1970	4	21	16	9	25	20
1971	6	14-T	6	13	13	12
1972	14	9	9	12	4	3
1973	7	8	5	8	13	8
1974	12	4	4	22	4	11
1975	17	*1	2	18	2	7
1976	15	13	15	11	3	5
1977	18-T	7	13	13	23	21
1978	18	10	11	19-T	3	10
1979	11	24	23	16	27	28
1980	12	21	19	4	13	9
1981	17	3	2	9	22	12
1982	20	3	2	3	22	18
1983	16	14	14	2-T	3	*1
1984	6-T	13-T	5	11	18	13
1985	12	4	3	15	24	22
1986	2	3	*1	22	10	20
1987	4	9	5	8	14	8
1988	*1	11	*1	18	10	15
1989	*1	7	3	10	9	7
1990	5	15	9	22	26	25
1991	12	11	14	13	28	28
1992	8	27	26	24	25	26
1993	24	27	27	27	2	16
1994	18	18	18	23	9	15
1995	24	11	17	26	29	30
1996	13	12	10	12	29	25
1997	9	13	10	29	21	28
1998	19	17	17	30	12	28
1999	6-T	23	15	16	28	25
2000	2	31	29	24	23	22
2001	18-T	23	23	11	12	9

T — Tie; * — led league

BENGALS PLAYOFF RESULTS — Won 5, Lost 7

Season	Date of Game	Opponent	Score	W-L	Playoff Game
1970	December 26	@Baltimore	0-17	L	AFC Divisional Playoff
1973	December 23	@Miami	16-34	L	AFC Divisional Playoff
1975	December 28	@Oakland	28-31	L	AFC Divisional Playoff
1981	January 3, 1982	Buffalo	28-21	W	AFC Divisional Playoff
	January 10, 1982	San Diego	27-7	W	AFC Championship
	January 24, 1982	San Francisco	21-26	L	Super Bowl XVI at Pontiac, Mich.
1982	January 9, 1983	New York Jets	17-44	L	AFC First-Round Playoff
1988	December 31	Seattle	21-13	W	AFC Divisional Playoff
	January 8, 1989	Buffalo	21-10	W	AFC Championship
	January 22, 1989	San Francisco	16-20	L	Super Bowl XXIII at Miami, Fla.
1990	January 6, 1991	Houston	41-14	W	AFC Wild Card Playoff
	January 13, 1991	@L.A. Raiders	10-20	L	AFC Divisional Playoff

BENGALS LEADERS BY YEARS

RUSHING

YEAR	NAME	ATT	YDS	AVG	LG	TD
1968	Paul Robinson	238	1023	4.3	87	8
1969	Jess Phillips	118	578	4.9	83	3
1970	Jess Phillips	163	648	4.0	76	4
1971	Fred Willis	135	590	4.4	36	7
1972	Essex Johnson	212	825	3.9	19	4
1973	Essex Johnson	195	997	5.1	46	4
1974	Charlie Davis	72	375	5.2	29	0
1975	Boobie Clark	167	594	3.6	17	4
1976	Boobie Clark	151	671	4.4	24	7
1977	Pete Johnson	153	585	3.8	65	4
1978	Pete Johnson	180	762	4.2	50	7
1979	Pete Johnson	243	865	3.6	35	14
1980	Pete Johnson	186	747	4.0	57	6
1981	Pete Johnson	274	1077	3.9	39	12
1982	Pete Johnson	156	622	4.0	21	7
1983	Pete Johnson	210	763	3.6	16	14
1984	Larry Kinnebrew	154	623	4.0	23	9
1985	James Brooks	192	929	4.8	39	7
1986	James Brooks	205	1087	5.3	56	5
1987	Larry Kinnebrew	145	570	3.9	52	8
1988	Ickey Woods	203	1066	5.3	56	15
1989	James Brooks	221	1239	5.6	65	7
1990	James Brooks	195	1004	5.1	56	5
1991	Harold Green	158	731	4.6	75	2
1992	Harold Green	265	1170	4.4	53	2
1993	Harold Green	215	589	2.7	25	0
1994	Derrick Fenner	141	468	3.3	21	1
1995	Harold Green	171	661	3.9	23	2
1996	Garrison Hearst	225	847	3.8	24	0
1997	Corey Dillon	233	1129	4.8	71	10
1998	Corey Dillon	262	1130	4.3	66	4
1999	Corey Dillon	263	1200	4.6	50	5
2000	Corey Dillon	315	1435	4.6	80	7
2001	Corey Dillon	340	1315	3.9	96	10

RECEPTIONS

YEAR	NAME	NO	YDS	AVG	LG	TD
1968	Bob Trumphy	37	639	17.3	80	3
1969	Eric Crabtree	40	855	21.4	73	7
1970	Chip Myers	32	542	16.9	56	1
1971	Bob Trumphy	40	531	13.3	44	3
1972	Chip Myers	57	792	13.9	42	3
1973	Isaac Curtis	45	843	18.7	77	9
	Boobie Clark	45	347	7.7	39	0
1974	Chip Myers	32	383	12.0	22	1
1975	Isaac Curtis	44	934	21.2	55	7
1976	Isaac Curtis	41	766	18.7	85	6
1977	Billy Brooks	39	772	19.8	94	4
1978	Isaac Curtis	47	737	15.7	57	3
1979	Don Bass	58	724	12.5	50	3
1980	Dan Ross	56	724	12.9	37	4
1981	Dan Ross	71	910	12.8	37	5
1982	Cris Collinsworth	49	700	14.3	50	1
1983	Cris Collinsworth	66	1130	17.1	63	5
1984	Cris Collinsworth	64	989	15.5	57	6
1985	Cris Collinsworth	65	1125	17.3	71	5
1986	Cris Collinsworth	62	1024	16.5	46	10
1987	Eddie Brown	44	608	13.8	47	3
1988	Eddie Brown	53	1273	24.0	86	9
1989	Tim McGee	65	1211	18.6	74	8
1990	Eddie Brown	44	706	16.0	50	9
1991	Eddie Brown	59	827	14.0	53	2
1992	Harold Green	41	214	5.2	19	0
1993	Jeff Query	56	654	11.7	51	4
1994	Carl Pickens	71	1127	15.9	70	11
1995	Carl Pickens	99	1234	12.5	68	17
1996	Carl Pickens	100	1180	11.8	61	12
1997	Darnay Scott	54	797	14.8	77	5
1998	Carl Pickens	82	1023	12.5	67	5
1999	Darnay Scott	68	1022	15.0	76	7
2000	Peter Warrick	51	592	11.6	46	4
2001	Peter Warrick	70	667	9.5	33	1

RECEIVING YARDAGE

YEAR	NAME	YDS	REC	AVG	LG	TD
1968	Bob Trumphy	639	37	17.3	80	3
1969	Eric Crabtree	855	40	21.4	73	7
1970	Chip Myers	542	32	16.9	56	1
1971	Bob Trumphy	531	40	13.3	44	3
1972	Chip Myers	792	57	13.9	42	3
1973	Isaac Curtis	843	45	18.7	77	9
1974	Isaac Curtis	633	30	21.1	77	10
1975	Isaac Curtis	934	44	21.2	55	7
1976	Isaac Curtis	766	41	18.7	85	6
1977	Billy Brooks	772	39	19.8	94	4
1978	Isaac Curtis	737	47	15.7	57	3
1979	Don Bass	724	58	12.5	50	3
1980	Dan Ross	724	56	12.9	37	4
1981	Cris Collinsworth	1009	67	15.1	74	8
1982	Cris Collinsworth	700	49	14.3	50	1
1983	Cris Collinsworth	1130	66	17.1	63	5
1984	Cris Collinsworth	989	64	15.5	57	6
1985	Cris Collinsworth	1125	65	17.3	71	5
1986	Cris Collinsworth	1024	62	16.5	46	10
1987	Eddie Brown	608	44	13.8	47	3
1988	Eddie Brown	1273	53	24.0	86	9
1989	Tim McGee	1211	65	18.6	74	8
1990	Tim McGee	737	43	17.1	52	1
1991	Eddie Brown	827	59	14.0	53	2
1992	Tim McGee	408	35	11.7	36	3
1993	Jeff Query	654	56	11.7	51	4
1994	Carl Pickens	1127	71	15.9	70	11
1995	Carl Pickens	1234	99	12.5	68	17
1996	Carl Pickens	1180	100	11.8	61	12
1997	Darnay Scott	797	54	14.8	77	5
1998	Carl Pickens	1023	82	12.5	67	5
1999	Darnay Scott	1022	68	15.0	76	7
2000	Peter Warrick	592	51	11.6	46	4
2001	Darnay Scott	819	57	14.4	49	2

SCORING

YEAR	NAME	POS	PTS	HOW SCORED
1968	Dale Livingston	PK	59	13 FG; 20 PAT
1969	Horst Muhlmann	PK	80	16 FG; 32 PAT
1970	Horst Muhlmann	PK	108	25 FG; 33 PAT
1971	Horst Muhlmann	PK	91	20 FG; 31 PAT
1972	Horst Muhlmann	PK	111	27 FG; 30 PAT
1973	Horst Muhlmann	PK	94	21 FG; 31 PAT
1974	Horst Muhlmann	PK	65	11 FG; 32 PAT
1975	Dave Green	PK	70	10 FG; 40 PAT
1976	Chris Bahr	PK	81	14 FG; 39 PAT
1977	Chris Bahr	PK	82	19 FG; 25 PAT
1978	Chris Bahr	PK	74	16 FG; 26 PAT
1979	Pete Johnson	RB	90	14 TD-Ru; 1 TD-Rc
1980	Ian Sunter	PK	48	11 FG; 15 PAT
1981	Jim Breech	PK	115	22 FG; 49 PAT
1982	Jim Breech	PK	67	14 FG; 25 PAT
1983	Jim Breech	PK	87	16 FG; 39 PAT
1984	Jim Breech	PK	103	22 FG; 37 PAT
1985	Jim Breech	PK	120	24 FG; 48 PAT
1986	Jim Breech	PK	101	17 FG; 50 PAT
1987	Jim Breech	PK	97	24 FG; 25 PAT
1988	Ickey Woods	RB	90	15 TD-Ru
1989	Jim Breech	PK	73	12 FG; 37 PAT
1990	Jim Breech	PK	92	17 FG; 41 PAT
1991	Jim Breech	PK	96	23 FG; 27 PAT
1992	Jim Breech	PK	88	19 FG; 31 PAT
1993	Doug Pelfrey	PK	85	24 FG; 13 PAT
1994	Doug Pelfrey	PK	108	28 FG; 24 PAT
1995	Doug Pelfrey	PK	121	29 FG; 34 PAT
1996	Doug Pelfrey	PK	110	23 FG; 41 PAT
1997	Doug Pelfrey	PK	77	12 FG; 41 PAT
1998	Doug Pelfrey	PK	78	19 FG; 21 PAT
1999	Doug Pelfrey	PK	81	18 FG; 27 PAT
2000	Neil Rackers	PK	57	12 FG; 21 PAT
2001	Corey Dillon	RB	78	10 TD-Ru; 3 TD-Rc

PASSING

YEAR	NAME	ATT	CMP	YDS	PCT	TD	INT	RAT
1968	John Stofa	177	85	896	48.0	5	5	60.8
1969	Greg Cook	197	106	1854	53.8	15	11	88.3
1970	Virgil Carter	278	143	1647	51.4	9	9	66.9
1971	Virgil Carter	222	138	1624	62.2	10	7	86.2
1972	Ken Anderson	301	171	1918	56.8	7	7	74.0
1973	Ken Anderson	329	179	2428	54.4	18	12	81.2
1974	Ken Anderson	328	213	2667	64.9	18	10	95.7
1975	Ken Anderson	377	228	3169	60.5	21	11	93.9
1976	Ken Anderson	338	179	2367	53.0	19	14	76.9
1977	Ken Anderson	323	166	2145	51.4	11	11	69.7
1978	Ken Anderson	319	173	2219	54.2	10	22	58.0
1979	Ken Anderson	339	189	2340	55.8	16	10	80.7
1980	Ken Anderson	275	166	1778	60.4	6	13	66.9
1981	Ken Anderson	479	300	3754	62.6	29	10	98.4
1982	Ken Anderson	309	218	2495	70.6	12	9	95.3
1983	Ken Anderson	297	198	2333	66.7	12	13	85.6
1984	Ken Anderson	275	175	2107	63.6	10	12	81.0
1985	Boomer Esiason	431	251	3443	58.2	27	12	93.2
1986	Boomer Esiason	469	273	3959	58.2	24	17	87.7
1987	Boomer Esiason	440	240	3321	54.5	16	19	73.1
1988	Boomer Esiason	388	223	3572	57.5	28	14	97.4
1989	Boomer Esiason	455	258	3525	56.7	28	11	92.1
1990	Boomer Esiason	402	224	3031	55.7	24	22	77.0
1991	Boomer Esiason	413	233	2883	56.4	13	16	72.5
1992	Boomer Esiason	278	144	1407	51.8	11	15	57.0
1993	David Klingler	343	190	1935	55.4	6	9	66.6
1994	Jeff Blake	306	156	2154	51.0	14	9	76.9
1995	Jeff Blake	567	326	3822	57.5	28	17	82.1
1996	Jeff Blake	549	308	3624	56.1	24	14	80.3
1997	Jeff Blake	317	184	2125	58.0	8	7	77.6
	Boomer Esiason	186	118	1478	63.4	13	2	106.9
1998	Neil O'Donnell	343	212	2216	61.8	15	4	90.2
1999	Jeff Blake	389	215	2670	55.3	16	12	77.6
2000	Akili Smith	267	118	1253	44.2	3	6	52.8
2001	Jon Kitna	581	313	3216	53.9	12	22	61.1

KICKOFF RETURNS

(Yardage leaders)

YEAR	NAME	NO	YDS	AVG	LG	TD
1968	Warren McVea	14	310	22.1	30	0
1969	Essex Johnson	16	362	22.6	51	0
1970	Lemar Parrish	16	482	30.1	95	1
1971	Paul Robinson	18	335	18.6	37	0
1972	Bernard Jackson	21	509	24.2	62	0
1973	Bernard Jackson	21	520	24.8	41	0
1974	Bernard Jackson	29	682	23.5	45	0
1975	Bernard Jackson	25	587	23.5	39	0
1976	Willie Shelby	30	761	25.4	97	1
1977	Willie Shelby	19	403	21.2	38	0
1978	Ray Griffin	37	787	21.3	39	0
1979	Deacon Turner	55	1149	20.9	36	0
1980	Cleotha Montgomery	44	843	19.2	40	0
1981	David Verser	29	691	23.8	78	0
1982	David Verser	16	320	20.0	33	0
1983	John Simmons	14	317	22.6	36	0
1984	Stanford Jennings	22	452	20.5	46	0
1985	Mike Martin	48	1104	23.0	45	0
1986	Tim McGee	43	1007	23.4	94	0
1987	Barney Bussey	21	406	19.3	34	0
1988	Stanford Jennings	32	684	21.4	98	1
1989	Stanford Jennings	26	525	20.2	33	0
1990	Stanford Jennings	29	584	20.1	33	0
1991	Eric Ball	13	262	20.2	24	0
1992	Milt Stegall	25	430	17.2	39	0
1993	Patrick Robinson	30	567	18.9	42	0
1994	Eric Ball	42	915	21.8	43	0
1995	David Dunn	50	1092	21.8	45	0
1996	David Dunn	35	782	22.3	90	1
1997	Eric Bieniemy	34	789	23.2	102	1
1998	Tremain Mack	45	1165	25.9	97	1
1999	Tremain Mack	51	1382	27.1	99	1
2000	Tremain Mack	50	1036	20.7	50	0
2001	Curtis Keaton	42	891	21.2	64	0

PUNT RETURNS

(Yardage leaders)

YEAR	NAME	NO	YDS	AVG	LG	TD
1968	Essex Johnson	22	111	5.0	45	0
1969	Essex Johnson	17	85	5.0	17	0
1970	Lemar Parrish	23	194	8.4	79	1
1971	Lemar Parrish	12	93	7.8	47	0
1972	Tommy Casanova	30	289	9.6	66	1
1973	Lemar Parrish	25	200	8.0	47	0
1974	Lemar Parrish	18	338	18.8	90	2
1975	Lyle Blackwood	23	123	5.3	31	0
1976	Willie Shelby	21	162	7.7	30	0
1977	Tony Davis	19	220	11.6	70	0
1978	Tony Davis	22	130	5.9	12	0
1979	Vaughn Lusby	32	260	8.1	40	0
1980	Cleotha Montgomery	31	223	7.2	42	0
1981	Mike Fuller	23	177	7.7	34	0
1982	Mike Fuller	17	95	5.6	13	0
1983	Mike Martin	23	227	9.9	19	0
1984	Mike Martin	24	376	15.7	55	0
1985	Mike Martin	32	268	8.4	26	0
1986	Ray Horton	11	111	10.1	25	0
1987	Mike Martin	28	277	9.9	21	0
1988	Ira Hillary	17	166	9.8	20	0
1989	Mike Martin	15	107	7.1	17	0
1990	Mitchell Price	29	251	8.7	66	1
1991	Mitchell Price	14	203	14.5	78	1
1992	Carl Pickens	18	229	12.7	95	1
1993	Patrick Robinson	43	305	7.1	36	0
1994	Corey Sawyer	26	307	11.8	82	1
1995	Corey Sawyer	9	58	6.4	21	0
1996	Corey Sawyer	15	117	7.8	62	0
1997	Greg Myers	26	201	7.7	18	0
1998	Damon Gibson	27	218	8.1	65	1
1999	Craig Yeast	10	209	20.9	86	2
2000	Craig Yeast	34	225	6.6	27	0
2001	T.J. Houshmandzadeh	12	163	13.6	86	0

PUNTING

YEAR	NAME	NO	YDS	AVG	LG	BK
1968	Dale Livingston	70	3036	43.4	66	0
1969	Dale Livingston	70	2769	39.6	55	1
1970	Dave Lewis	79	3651	46.2	63	0
1971	Dave Lewis	72	3229	44.8	56	0
1972	Dave Lewis	66	2777	42.1	60	0
1973	Dave Lewis	68	2790	41.0	60	0
1974	Dave Green	66	2701	40.9	53	0
1975	Dave Green	68	2655	39.0	57	1
1976	Pat McNally	76	2999	39.5	61	0
1977	Pat McNally	67	2802	41.8	67	1
1978	Pat McNally	91	3919	43.1	65	0
1979	Pat McNally	89	3678	41.3	61	2
1980	Pat McNally	83	3390	40.8	61	2
1981	Pat McNally	72	3272	45.4	62	1
1982	Pat McNally	31	1201	38.7	53	0
1983	Pat McNally	67	2804	41.9	60	2
1984	Pat McNally	67	2832	42.3	61	0
1985	Pat McNally	57	2410	42.3	64	1
1986	Jeff Hayes	56	1965	35.1	52	2
1987	Scott Fulhage	52	2168	41.7	58	0
1988	Scott Fulhage	44	1672	38.0	53	2
1989	Lee Johnson	61	2446	40.1	62	2
1990	Lee Johnson	64	2705	42.3	70	0
1991	Lee Johnson	64	2795	43.7	62	0
1992	Lee Johnson	76	3196	42.1	64	0
1993	Lee Johnson	90	3954	43.9	60	0
1994	Lee Johnson	79	3461	43.8	64	1
1995	Lee Johnson	68	2861	42.1	61	0
1996	Lee Johnson	80	3630	45.4	67	1
1997	Lee Johnson	81	3471	42.9	66	0
1998	Lee Johnson	69	3083	44.7	69	1
1999	Will Brice	60	2475	41.3	72	2
2000	Daniel Pope	94	3775	40.2	57	0
2001	Nick Harris	84	3372	40.1	57	1

INTERCEPTIONS

YEAR	NAME	NO	YDS	AVG	LG	TD
1968	Jess Phillips	3	26	8.7	23	0
1969	Fletcher Smith	4	67	16.8	29	0
	Bobby Hunt	4	66	16.5	27	0
	Ken Riley	4	66	16.5	66	0
	Bill Peterson	4	23	5.8	17	0
1970	Lemar Parrish	5	28	5.6	19	0
1971	Lemar Parrish	7	105	15.0	65	1
1972	Tommy Casanova	5	108	21.6	33	0
	Lemar Parrish	5	90	18.0	33	2
1973	Tommy Casanova	4	33	8.1	16	0
1974	Ken Riley	5	33	6.6	19	0
1975	Ken Riley	6	76	12.7	30	1
1976	Ken Riley	9	141	15.7	53	1
1977	Lemar Parrish	3	95	31.7	47	1
	Reggie Williams	3	67	22.3	54	1
1978	Dick Jauron	4	52	13.0	24	1
1979	Dick Jauron	6	41	6.8	12	0
1980	Louis Breedon	7	91	13.0	29	0
1981	Ken Riley	5	6	1.2	6	0
1982	Ken Riley	5	88	17.6	56	1
1983	Ken Riley	8	89	11.1	42	2
1984	Louis Breedon	4	96	24.0	70	0
	Robert Jackson	4	32	8.0	28	1
	Bobby Kemp	4	27	6.8	14	0
1985	James Griffin	7	118	16.6	33	1
1986	Louis Breedon	7	72	10.3	36	1
1987	David Fulcher	3	30	10.0	28	0
	Robert Jackson	3	49	16.3	29	0
1988	Eric Thomas	7	61	8.7	37	0
1989	David Fulcher	8	87	10.9	22	0
1990	Barney Bussey	4	37	9.3	18	0
	David Fulcher	4	20	5.0	18	0
1991	David Fulcher	4	51	12.8	27	1
1992	Darryl Williams	4	65	16.3	30	0
1993	Mike Brim	3	74	24.7	30	1
1994	Louis Oliver	3	36	12.0	19	0
1995	Bracey Walker	4	56	14.0	23	0
1996	Ashley Ambrose	8	63	7.9	31	1
1997	Corey Sawyer	4	44	11.0	37	0
1998	Sam Shade	3	33	11.0	32	0
	Artrell Hawkins	3	21	7.0	12	0
1999	Rodney Heath	3	72	24.0	58	1
2000	Tom Carter	2	40	20.0	30	0
	Takeo Spikes	2	12	6.0	7	0
2001	Kevin Kaesviharn	3	41	13.7	29	0
	Artrell Hawkins	3	26	8.7	22	0

BENGALS SUPERLATIVE SEASONS

1,000-YARD RUSHERS

YARDS	PLAYER	YEAR
1,435	Corey Dillon	2000
1,315	Corey Dillon	2001
1,239	James Brooks	1989
1,200	Corey Dillon	1999
1,170	Harold Green	1992
1,130	Corey Dillon	1998
1,129	Corey Dillon	1997
1,087	James Brooks	1986
1,077	Pete Johnson	1981
1,066	Ikkey Woods	1988
1,023	Paul Robinson	1968
1,004	James Brooks	1990

1,000-YARD RECEIVERS

YARDS	PLAYER	YEAR
1,273	Eddie Brown	1988
1,234	Carl Pickens	1995
1,211	Tim McGee	1989
1,180	Carl Pickens	1996
1,130	Cris Collinsworth	1983
1,127	Carl Pickens	1994
1,125	Cris Collinsworth	1985
1,024	Cris Collinsworth	1986
1,023	Carl Pickens	1998
1,022	Darnay Scott	1999
1,009	Cris Collinsworth	1981

3,000-YARD PASSERS

YARDS	PLAYER	YEAR
3,959	Boomer Esiason	1986
3,822	Jeff Blake	1995
3,754	Ken Anderson	1981
3,624	Jeff Blake	1996
3,572	Boomer Esiason	1988
3,525	Boomer Esiason	1989
3,443	Boomer Esiason	1985
3,321	Boomer Esiason	1987
3,216	Jon Kitna	2001
3,169	Ken Anderson	1975
3,031	Boomer Esiason	1990

BENGALS OFFENSE YEAR-BY-YEAR

YEAR	PLAYS	FIRST DOWNS	RUSH YDS	NET PASS YDS	TOTAL YDS	PTS
1968	772	171	1807	1619	3426	215
1969	728	172	1523	2345	3868	280
1970	831	210	2057	1870	3927	312
1971	867	236	2142	2124	4266	284
1972	899	255	1996	2321	4317	299
1973	871	252	2236	2276	4512	286
1974	835	260	1978	2511	4489	283
1975	966	295	1819	3241	5060	340
1976	878	238	2109	2191	4300	335
1977	904	248	1861	2333	4194	238
1978	1034	271	2131	2741	4872	252
1979	1049	289	2329	2310	4639	337
1980	1060	283	2069	2815	4884	244
1981	1078	361	1973	3995	5968	421
1982	606	207	949	2339	3288	232
1983	1036	327	2104	3183	5287	346
1984	1081	339	2179	3301	5480	339
1985	1062	344	2183	3717	5900	441
1986	1046	348	2533	3957	6490	409
1987	1045	319	2164	3213	5377	285
1988	985	351	2710	3347	6057	448
1989	1083	348	2483	3618	6101	404
1990	943	277	2120	2943	5063	360
1991	993	286	1811	3158	4969	263
1992	934	248	1976	1943	3919	274
1993	986	239	1511	2541	4052	187
1994	990	267	1556	3236	4792	276
1995	975	288	1439	3753	5192	349
1996	1088	332	1793	3432	5225	372
1997	1002	310	1966	3316	5282	355
1998	979	271	1639	3185	4824	268
1999	1039	293	2051	3226	5277	283
2000	1001	254	2314	1946	4260	185
2001	1071	294	1712	3088	4800	226

BENGALS DEFENSE YEAR-BY-YEAR

YEAR	PLAYS	FIRST DOWNS	RUSH YDS	NET PASS YDS	TOTAL YDS	PTS
1968	916	275	2097	2620	4717	329
1969	935	278	2651	2686	5337	367
1970	874	236	1543	2635	4178	255
1971	811	213	1778	2128	3906	265
1972	794	207	1815	1737	3552	229
1973	840	219	1807	1898	3705	231
1974	892	256	2152	1790	3942	259
1975	889	241	2194	1729	3923	246
1976	930	234	1912	1758	3670	210
1977	901	253	1897	2227	4124	235
1978	1036	269	2396	2236	4632	284
1979	1052	334	2219	3692	5911	421
1980	995	286	1680	3124	4804	312
1981	1055	324	1881	3408	5289	304
1982	551	170	850	2043	2893	177
1983	973	276	1499	2828	4327	302
1984	1034	322	1868	3391	5259	339
1985	1019	337	1999	3664	5663	437
1986	1051	336	2122	3152	5274	394
1987	937	286	1641	3056	4697	370
1988	1059	322	2048	3134	5182	329
1989	997	280	2162	3135	5297	285
1990	1010	308	2085	3520	5605	352
1991	980	308	1662	3990	5652	435
1992	1024	319	2007	3326	5333	364
1993	1000	306	2220	2798	5018	319
1994	1053	310	1906	3248	5154	406
1995	1127	355	2104	4245	6349	374
1996	1047	317	1643	3826	5469	369
1997	1091	351	2223	3459	5682	405
1998	992	310	2612	3151	5763	452
1999	1011	316	1699	3798	5497	460
2000	1068	307	1925	3562	5487	359
2001	1013	281	1675	3157	4832	309

BENGALS SELECTIONS IN 1968 AFL EXPANSION DRAFT

FROM BOSTON PATRIOTS

Joe Bellino, RB, Navy
Jim Boudreaux, DT, La. Tech
J.D. Garrett, RB, Grambling
*White Graves, DB, Louisiana St.
Ron Hall, DB, Missouri Valley

FROM BUFFALO BILLS

Gary Bugenhagen, T, Syracuse
Bobby Burnett, RB, Arkansas
*Charlie King, DB, Purdue
Bob Schmidt, T, Minnesota
Rich Zecher, DT, Utah St.

FROM DENVER BRONCOS

Cookie Gilchrist, RB, none
Mike Kellogg, RB, Santa Clara
*Pat Matson, G, Oregon
Henry Sorrell, LB, Tenn.-Chatt.
Lonnie Wright, DB, Colorado St.

FROM HOUSTON OILERS

*Dan Brabham, LB, Arkansas
Joe Bob Isbell, G, Houston
*Willie Lee Jones, DE, Kansas St.
Bob Poole, TE, Clemson
*Andy Rice, DT, Texas Southern

FROM KANSAS CITY CHIEFS

Chris Burford, SE, Stanford
*Sherrill Headrick, LB, Tex. Christian
*Bobby Hunt, DB, Auburn
Al Reynolds, G, Tarkio
*Fletcher Smith, DB, Tennessee St.

FROM NEW YORK JETS

Solomon Brannan, DB, Morris Brown
Bill Brown, T, Texas-El Paso
*John Matlock, C, Miami (Fla.)
*Pete Perreault, G, Boston U.
Jim Waskiewicz, C/LB, Wichita St.

FROM OAKLAND RAIDERS

*Dan Archer, T, Oregon
*Estes Banks, RB, Colorado
Nate Johns, RB, San Diego St.
*Rod Sherman, FL, Southern Cal.
Richard Sligh, DT, N. Car. Central

FROM SAN DIEGO CHARGERS

*Frank Buncom, LB, Southern Cal.
*Jim Griffin, DE, Grambling
Frank Marsh, RB, Oregon St.
Dick Van Raaphorst, PK, Ohio St.

*Made Bengals All-Time Roster

BENGALS ALL-TIME RUSHING STATISTICS

Players active with Bengals as of July 10, 2002, are listed in bold.

PLAYER	YRS	YDS	ATT	AVG	LG	TD
James Brooks, RB 1984-91	8	6447	1344	4.8	65	37
Corey Dillon, RB 1997-2001	5	6209	1413	4.4	96	36
Pete Johnson, RB 1977-83	7	5421	1402	3.9	65	64
Harold Green, RB 1990-95	6	3727	968	3.9	75	8
Essex Johnson, RB 1968-75	8	3070	675	4.5	86	18
Boobie Clark, RB 1973-78	6	2978	779	3.8	26	25
Archie Griffin, RB 1976-83	8	2808	691	4.1	77	7
Charles Alexander, RB 1979-85	7	2645	748	3.5	37	13
Larry Kinnebrew, RB 1983-87	5	2582	639	4.0	52	37
Paul Robinson, RB 1968-72	5	2441	617	4.0	87	19
Kan Anderson, QB 1971-86	16	2220	397	5.6	29	20
Jess Phillips, RB 1968-72	5	1860	424	4.4	83	8
Ickey Woods, RB 1988-91	4	1525	332	4.6	56	27
Jeff Blake, QB 1994-99	6	1499	285	5.3	30	10
Derrick Fenner, RB 1992-94	3	1450	374	3.9	35	9
Lenvil Elliott, RB 1973-78	6	1395	324	4.3	32	3
Boomer Esiason, QB 1984-92, 97	10	1355	340	4.0	24	5
Stanford Jennings, RB 1984-90	7	1225	308	4.0	20	9
Stanley Wilson, RB 1983-84, 86, 88	4	1118	253	4.4	58	11
Doug Dressler, RB 1970-74	5	1101	272	4.0	43	9
Garrison Hearst, RB 1996	1	847	225	3.8	24	0
Eric Bienenmy, RB 1995-98	4	803	192	4.2	33	6
Brandon Bennett, RB 1998-2001	4	799	217	3.7	37	5
Ki-Jana Carter, RB 1995-99	5	747	227	3.3	79	16
Fred Willis, RB 1971-72	2	717	177	4.1	36	7
Eric Ball, RB 1989-94	6	576	156	3.7	27	8
Stan Fritts, RB 1975-76	2	575	141	4.1	22	11
Deacon Turner, RB 1978-80	3	549	142	3.9	65	1
Craig Taylor, RB 1989-91	3	480	114	4.2	34	7
Bill Johnson, RB 1985-87	3	475	86	5.5	34	1
David Klingler, QB 1992-95	4	420	69	6.1	29	0
Steve Broussard, RB 1994	1	403	94	4.3	37	2
Charlie Davis, RB 1974-75	2	375	72	5.2	29	0
Ed Williams, RB 1974-75	2	374	93	4.0	19	5
Akili Smith, QB 1999-2001	3	366	66	5.5	24	1
Virgil Carter, QB 1970-73	4	345	54	6.4	73	4
Tony Davis, RB 1976-78	3	316	84	3.8	16	5
Michael Basnight, RB 1999-2000	2	308	62	5.0	46	0
Sam Wyche, QB 1968-70	3	299	43	7.0	23	3
Turk Schonert, QB 1980-85, 87-89	9	276	62	4.5	17	3
Marc Logan, RB 1987-88	2	213	39	5.5	51	1
Jack Thompson, QB 1979-82	4	200	39	5.1	21	6
Jeff Cothran, RB 1994-96	3	191	57	3.4	15	1
Don Hollas, QB 1991-94	4	175	32	5.6	27	0
Eddie Brown, WR 1985-91	7	164	25	6.6	35	0
Peter Warrick, WR 2000-01	2	162	24	6.8	77	2
Greg Cook, QB 1969-74	6	148	25	5.9	30	1
Tom Smiley, RB 1968	1	146	63	2.3	11	1
Darnay Scott, WR 1994-2001	8	137	21	6.5	23	0
Warren McVea, WR 1968	1	133	9	14.8	80	1
Estes Banks, RB 1968	1	131	34	3.9	20	0
Brian Milne, RB 1996-99	4	125	34	3.7	26	4
Clem Turner, RB 1969	1	105	23	4.6	34	0
Ron Lamb, RB 1968-71	4	100	33	3.0	17	0
David McCluskey, RB 1987	1	94	29	3.2	12	1
Jeff Hayes, P 1986	1	92	3	30.7	61	1
Mike Dingle, RB 1991-92	2	91	21	4.3	21	0
Nick Williams, RB 1999-2001	3	84	20	4.2	13	0
Rodney Tate, RB 1982-83	2	79	27	2.9	13	0
Ostell Miles, RB 1992-93	2	78	30	2.6	15	1
Isaac Curtis, WR 1973-84	12	76	25	3.0	20	0
Dana Wright, RB 1987	1	74	24	3.1	10	0
Jon Kitna, QB 2001	1	73	27	2.7	20	1
Curtis Keaton, RB 2000-01	2	72	11	6.5	21	0
Dave Walter, QB 1987	1	70	16	4.4	16	0
Erik Wilhelm, QB 1989-91, 93-97	8	69	19	3.6	18	0
Jim Hargrove, RB 1981	1	66	16	4.1	27	1
John Reaves, QB 1975-78	4	63	17	3.7	20	2
Scott Mitchell, QB 2000-01	2	61	10	6.1	12	1
Dan Rice, RB 1987	1	59	18	3.3	8	0

PLAYER	YRS	YDS	ATT	AVG	LG	TD
David Verser, WR 1981-84	4	48	7	6.9	29	0
Jay Schroeder, QB 1993	1	41	10	4.1	20	0
Don Bass, TE-WR 1978-81	4	40	6	6.7	14	0
James Joseph, RB 1995	1	40	16	2.5	8	0
Joe Wilson, RB 1973	1	39	10	3.9	11	0
Champ Henson, RB 1975	1	38	11	3.5	8	0
Tom Dinkel, LB 1978-83, 85	7	34	3	11.3	20	0
Neil O'Donnell, QB 1998	1	34	13	2.6	10	0
Dale Livingston, P-K 1968-69	2	29	2	14.5	18	0
Clif Groce, RB 1999-2000	2	26	11	2.4	8	1
Eric Crabtree, WR 1969-71	3	24	4	6.0	16	0
Mike Martin, WR 1983-89	7	24	3	8.0	15	0
Steve Kreider, WR 1979-86	8	23	4	5.8	21	0
Charlie Joiner, WR 1972-75	4	22	5	4.4	8	0
Dave Lewis, QB-P 1970-73	4	22	12	1.8	15	0
Daniel Pope, P 2000	1	22	2	11.0	22	0
Speedy Thomas, WR 1969-72	4	22	8	2.8	16	1
Saint Saffold, WR 1968	1	21	1	21.0	21	0
Tommy Casanova, S 1972-77	6	20	1	20.0	20	0
John Holfield, RB 1989	1	20	11	1.8	11	0
Sedrick Shaw, RB 1999	1	20	4	5.0	10	1
Greg Meehan, WR 1987	1	19	4	4.8	17	0
Adrian Breen, QB 1987	1	18	6	3.0	9	0
Tim McGee, WR 1986-92, 94	9	18	8	2.3	25	0
Ben Bennett, QB 1987	1	17	2	8.5	9	0
Dewey Warren, QB 1968	1	17	4	4.3	12	0
Jeff Query, WR 1992-95	4	14	3	4.7	8	0
Reece Morrison, RB 1972-73	2	13	4	3.3	8	0
Cleotha Montgomery, RB 1980	1	12	1	12.0	12	0
John Farley, RB 1984	1	11	7	1.6	5	0
Lynn James, WR 1990-91	2	11	1	11.0	11	0
Rex Keeling, P 1968	1	10	1	10.0	10	0
Lorenzo Neal, RB 2001	1	10	5	2.0	4	0
Damon Gibson, WR 1998	1	9	1	9.0	9	0
Willie Shelby, RB 1976-77	2	9	5	1.8	3	0
Wayne Clark, QB 1974	1	8	1	8.0	8	1
Steve Conley, RB 1972	1	8	3	2.7	5	0
Sandy Durko, S 1970-72	3	7	1	7.0	7	0
Mike Levenseller, WR 1979-80	2	6	1	6.0	6	0
Carl Pickens, WR 1992-99	8	6	6	1.0	6	0
Patrick Robinson, WR 1993	1	6	1	6.0	6	0
Ryan Benjamin, RB 1993	1	5	3	1.7	2	0
Bobby Hunt, S 1968-69	2	5	1	5.0	5	1
Mike Norseth, QB 1987-88	2	5	1	5.0	5	0
Michael Blair, RB 1998	1	4	1	4.0	4	0
Glenn Bujnoch, G 1976-82	7	4	1	4.0	4	1
Doug Gaynor, QB 1986	1	4	1	4.0	4	0
Ted Washington, RB 1968	1	4	1	4.0	4	0
John McDaniel, WR 1974-77	4	3	2	1.5	5	0
Nathan Poole, RB 1979-80	2	3	6	0.5	7	0
Rod Sherman, WR 1968	1	3	1	3.0	3	0
Paul Justin, QB 1998	1	2	1	2.0	2	0
Jason Burns, RB 1995	1	1	1	1.0	1	0
Bruce Coslet, TE 1969-76	8	1	1	1.0	1	0
John Stofa, QB 1968-69	2	1	10	0.1	13	0
Marvin Cobb, S 1975-79	5	0	1	0.0	0	0
Brad Costello, P 1998-99	2	0	1	0.0	0	0
Rob Hertel, QB 1978	1	0	1	0.0	0	0
Jim Corbett, TE 1977-80	4	-1	1	-1.0	-1	0
Scottie Graham, RB 1997	1	-1	1	-1.0	-1	0
Eric Kresser, QB 1997-99	3	-1	1	-1.0	-1	0
Dennis Law, WR 1978	1	-1	1	-1.0	-1	0
Bob Trumpy, TE-WR 1968-77	10	-1	1	-1.0	-1	0
Craig Yeast, WR 1999-2000	2	-1	3	-0.3	15	0
Jeff Christensen, QB 1983	1	-2	1	-2.0	-2	0
Ira Hillary, WR 1987-89	3	-2	1	-2.0	-2	0
Jeff Hill, WR 1994-96	3	-3	1	-3.0	-3	0
Scott Covington, QB 1999-2001	3	-4	2	-2.0	-2	0
M.L. Harris, TE 1980-85	6	-5	4	-1.3	0	0
Neil Rackers, K 2000-01	2	-5	1	-5.0	-5	0
Pat McInally, P-WR 1976-85	10	-7	5	-1.4	18	0
Mike Barber, WR 1990-91	2	-13	1	-13.0	-13	0
David Dunn, WR 1995-98	4	-13	1	-13.0	-13	0
Cris Collinsworth, WR 1981-88	8	-15	7	-2.1	7	0
Billie Brooks, WR 1976-79	4	-17	3	-5.7	4	0
Lee Johnson, P 1988-98	11	-25	4	-6.3	0	0

BENGALS ALL-TIME RECEPTION STATISTICS

Players active with Bengals as of July 10, 2002, are listed in bold.

PLAYER	YRS	NO	YDS	AVG	LG	TD
Carl Pickens, WR 1992-99	8	530	6887	13.0	75	63
Cris Collinsworth, WR 1981-88	8	417	6698	16.1	74	36
Isaac Curtis, WR 1973-84	12	416	7101	17.1	85	53
Darnay Scott, WR 1994-2001	8	386	5975	15.5	88	36
Eddie Brown, WR 1985-91	7	363	6134	16.9	86	41
Rodney Holman, TE 1982-92	11	318	4329	13.6	73	34
Tony McGee, TE 1993-2001	9	299	3795	12.7	54	20
Bob Trumpy, TE-WR 1968-77	10	298	4600	15.4	80	35
James Brooks, RB 1984-91	8	297	3012	10.1	57	27
Tim McGee, WR 1986-92, 94	9	282	4703	16.7	78	25
Dan Ross, TE 1979-83, 85	6	263	3204	12.2	41	16
Chip Myers, WR 1969-76	8	218	3079	14.1	63	12
Archie Griffin, RB 1976-83	8	192	1607	8.4	52	6
Pete Johnson, RB 1977-83	7	173	1327	7.7	34	6
Charles Alexander, RB 1979-85	7	165	1130	6.8	65	2
Boobie Clark, RB 1973-78	6	151	1139	7.5	39	2
Steve Kreider, WR 1979-86	8	150	2119	14.1	56	9
Harold Green, RB 1990-95	6	145	1004	6.9	34	3
Corey Dillon, RB 1997-2001	5	138	1113	8.1	41	5
Eric Bieniemy, RB 1995-98	4	133	1098	8.3	42	0
Essex Johnson, RB 1968-75	8	121	1541	12.7	78	11
Peter Warrick, WR 2000-01	2	121	1259	10.4	46	5
Don Bass, TE-WR 1978-81	4	117	1580	13.5	55	13
Stanford Jennings, RB 1984-90	7	107	1027	9.6	43	9
Lenvil Elliott, RB 1973-78	6	102	921	9.0	33	9
M.L. Harris, TE 1980-85	6	99	1369	13.8	80	10
Billy Brooks, WR 1976-79	4	93	1683	18.1	94	7
Speedy Thomas, WR 1969-72	4	93	1236	13.3	90	8
Derrick Fenner, RB 1992-94	3	91	744	8.2	40	2
Doug Dressler, RB 1970-74	5	87	689	7.9	33	1
Charlie Joiner, WR 1972-75	4	82	1463	17.8	65	6
Jeff Query, WR 1992-95	4	77	963	12.5	83	7
David Dunn, WR 1995-98	4	76	1132	14.9	40	4
Jess Phillips, RB 1968-72	5	76	427	5.6	31	2
Eric Crabtree, WR 1969-71	3	73	1188	16.3	73	11
Marco Battaglia, TE 1996-2001	6	70	651	9.3	34	2
Paul Robinson, RB 1968-72	5	69	454	6.6	68	2
Mike Martin, WR 1983-89	7	67	1017	15.2	54	6
Eric Kattus, TE 1986-91	6	66	698	10.6	57	5
Larry Kinnebrew, RB 1983-87	5	65	600	9.2	31	3
Bruce Coslet, TE 1969-76	8	61	878	14.4	71	9
Pat McNally, WR 1976-85	10	57	808	14.2	59	5
Ki-Jana Carter, RB 1995-99	5	52	375	7.2	35	1
Brian Milne, RB 1996-99	4	52	291	5.6	20	0
Brandon Bennett, RB 1998-2001	4	47	471	10.0	55	0
Ikkey Woods, RB 1988-91	4	47	397	8.4	25	0
Ron Dugans, WR 2000-01	2	42	376	9.0	31	3
Willie Jackson, WR 1998-99	2	38	534	14.1	47	2
Mike Barber, WR 1990-91	2	37	451	12.2	42	2
Jim Riggs, TE 1987-92	6	37	274	7.4	17	0
Reggie Rembert, WR 1991-93	3	36	437	12.1	27	1
Craig Thompson, TE 1992-93	2	36	281	7.8	32	3
Cliff Groce, RB 1999-2000	2	36	199	5.5	14	0
Danny Farmer, WR 2000-01	2	34	496	14.6	38	1
Steve Broussard, RB 1994	1	34	218	6.4	25	0
Fred Willis, RB 1971-72	2	33	269	8.2	29	0
Rod Sherman, WR 1968	1	31	374	12.1	27	1
James Hundon, WR 1996-99	4	28	416	14.9	61	4
Chad Johnson, WR 2001	1	28	329	11.8	28	1
Craig Taylor, RB 1989-91	3	28	188	6.7	20	3
Craig Yeast, WR 1999-2000	2	27	321	11.9	27	0
Ira Hillary, WR 1987-89	3	27	303	11.2	31	2
Stanley Wilson, RB 1983-84, 86, 88	4	27	277	10.3	34	2
John McDaniel, WR 1974-77	4	26	459	17.7	60	1
Jim Corbett, TE 1977-80	4	25	376	15.0	51	1
Deacon Turner, RB 1978-80	3	25	141	5.6	15	1
David Verser, WR 1981-84	4	23	454	19.7	73	3
Ed Williams, RB 1974-75	2	23	194	8.4	20	2
Eric Ball, RB 1989-94	6	22	216	9.8	48	3
Warren McVea, WR 1968	1	21	264	12.6	55	2
T.J. Houshmandzadeh, WR 2001	1	21	228	10.9	23	0
James Joseph, RB 1995	1	20	118	5.9	13	0

PLAYER	YRS	NO	YDS	AVG	LG	TD
Damon Gibson, WR 1998	1	19	258	13.6	76	3
Charlie Davis, RB 1974-75	2	19	171	9.0	32	0
Jeff Coltran, RB 1994-96	3	19	117	6.2	15	1
Troy Sadowski, TE 1994-96	3	19	106	5.6	12	0
Lorenzo Neal, RB 2001	1	19	101	5.3	12	1
Tom Smiley, RB 1968	1	19	86	4.5	17	0
Rodney Tate, RB 1982-83	2	18	142	7.9	25	0
Kendal Smith, WR 1989-90	2	17	185	10.9	41	1
Nick Williams, RB 1999-2001	3	17	180	10.6	20	0
Michael Basnight, RB 1999-2000	2	16	172	10.8	47	0
Saint Saffold, WR 1968	1	16	172	10.8	25	0
Brian Brennan, WR 1992	1	16	166	10.4	21	1
Bill Johnson, RB 1985-87	3	16	122	7.6	17	0
Stan Fritts, RB 1975-76	2	15	138	9.2	19	2
Tony Davis, RB 1976-78	3	15	135	9.0	28	0
Rick Walker, TE 1977-79	3	14	153	10.9	28	3
Damon Griffin, WR 1999-2000	2	14	137	9.8	20	0
Garrison Hearst, RB 1996	1	12	131	10.9	40	1
Lynn James, WR 1990-91	2	10	139	13.9	22	1
Steve Bush, TE-RB 1997-2000	4	8	82	10.3	18	0
Patrick Robinson, WR 1993	1	8	72	9.0	14	0
Anthony Munoz, T 1980-92	13	7	18	2.6	12	4
Ostell Miles, RB 1992-93	2	6	89	14.8	27	0
Wesley Carroll, WR 1993	1	6	81	13.5	28	0
Stepret Williams, WR 1998	1	6	81	13.5	19	1
David Frisch, TE 1993-94	2	6	43	7.2	12	0
Dennis Law, WR 1978	1	5	81	16.2	20	0
Marc Logan, RB 1987-88	2	5	34	6.8	18	0
Mike Dingle, RB 1991-92	2	5	23	4.6	12	1
Clem Turner, RB 1969	1	5	14	2.8	8	0
Ron Lamb, RB 1968-71	4	4	77	19.3	60	0
Gunnard Twyner, WR 1997	1	4	45	11.3	16	0
Jeff Hill, WR 1994-96	3	4	44	11.0	18	0
Milt Stegall, WR 1992-94	3	4	43	10.8	13	1
Dana Wright, RB 1987	1	4	28	7.0	11	0
Jeff Thomason, TE 1992-93	2	4	22	5.5	10	0
Estes Banks, RB 1968	1	4	15	3.8	13	1
Shane Garrett, WR 1991-92	2	3	32	10.7	13	0
Greg Meehan, WR 1987	1	3	25	8.3	12	0
Nathan Poole, RB 1979-80	2	3	-14	-4.7	3	0
Marquis Pleasant, WR 1987	1	2	45	22.5	35	0
Derek Ware, TE 1995	1	2	36	18.0	21	0
Jack Novak, TE 1975	1	2	34	17.0	19	0
Mike Levenseller, WR 1979-80	2	2	30	15.0	22	0
John Garrett, WR 1989	1	2	29	14.5	18	0
Tim George, WR 1973	1	2	28	14.0	19	0
Wade Russell, TE 1987	1	2	27	13.5	23	1
John Hollifield, RB 1989	1	2	18	9.0	14	0
Ed Marshall, WR 1971	1	2	18	9.0	10	0
Andre White, TE 1968	1	2	18	9.0	11	0
Kirk McMullen, TE 2001	1	2	15	7.5	11	0
Don Kern, TE 1984-85	2	2	14	7.0	9	0
Melvin Tuten, T 1995-96	2	2	12	6.0	9	1
John Farley, RB 1984	1	2	11	5.5	10	0
Carl Parker, WR 1988-89	2	1	45	45.0	45	0
Tommie Smith, WR 1969	1	1	41	41.0	41	0
Bernard Jackson, DB 1972-76	5	1	22	22.0	22	0
Ryan Benjamin, RB 1993	1	1	16	16.0	16	0
Bill Peterson, LB 1968-72	5	1	10	10.0	10	0
Al Chandler, TE, 1973-74	2	1	9	9.0	9	0
Curtis Keaton, RB 2000-01	2	1	9	9.0	9	0
Mike Kelly, TE 1970-72	3	1	9	9.0	9	0
David McCluskey, RB 1987	1	1	8	8.0	8	0
Michael Blair, RB 1998	1	1	7	7.0	7	0
Akili Smith, QB 1999-2001	3	1	6	6.0	6	0
Drew Buie, WR 1972	1	1	5	5.0	5	0
Sam Wyche, QB 1968-70	3	1	5	5.0	5	0
Brian Blados, G-T 1984-91	8	1	4	4.0	4	0
Reece Morrison, RB 1972-73	2	1	4	4.0	4	0
Willie Shelby, RB 1976-77	2	1	3	3.0	3	0
Scottie Graham, RB 1997	1	1	1	1.0	1	0
Jim Hargrove, RB 1981	1	1	0	0.0	0	0
Champ Henson, RB 1975	1	1	-2	-2.0	-2	0
Sedrick Shaw, RB 1999	1	1	-4	-4.0	-4	0
David Klingler, QB 1992-95	4	1	-6	-6.0	-6	0

BENGALS ALL-TIME PASSING STATISTICS

Players active with Bengals as of July 10, 2002, are listed in bold.

350 OR MORE ATTEMPTS

PLAYER	YRS	ATT	CMP	PCT	YDS	TD	INT	RAT
Boomer Esiason, QB 1984-92, 97	10	3564	2015	56.5	27,149	187	131	83.1
Ken Anderson, QB 1971-86	16	4475	2654	59.3	32,838	197	160	81.9
Jeff Blake, QB 1994-99	6	2221	1240	55.8	15,134	93	62	79.3
Turk Schonert, QB 1980-85, 87-89	9	350	216	61.7	2756	7	12	78.7
Virgil Carter, QB 1970-73	4	582	328	56.4	3850	22	20	74.9
David Klingler, QB 1992-95	4	687	375	54.6	3880	16	21	66.1
Jon Kitna, QB 2001	1	581	313	53.9	3216	12	22	61.1
Jack Thompson, QB 1979-82	4	370	175	47.3	2072	13	19	55.1
Akili Smith, QB 1999-2001	3	428	203	47.4	2095	5	12	54.2

50-349 ATTEMPTS

PLAYER	YRS	ATT	CMP	PCT	YDS	TD	INT	RAT
Neil O'Donnell, QB 1998	1	343	212	61.8	2216	15	4	90.2
Greg Cook, QB 1969-74	6	200	107	53.5	1865	15	11	87.6
Sam Wyche, QB 1968-70	3	220	115	52.3	1743	12	8	81.7
Erik Wilhelm, QB 1989-91, 93-97	8	136	77	56.6	912	5	6	71.1
Jay Schroeder, QB 1993	1	159	78	49.1	832	5	2	70.0
Don Hollas, QB 1991-94	4	115	67	58.3	645	3	5	64.6
John Stofa, QB 1968-69	2	177	85	48.0	896	5	5	60.8
Paul Justin, QB 1998	1	63	34	54.0	426	1	3	60.7
Dewey Warren, QB 1968	1	80	47	58.8	506	1	4	60.7
John Reaves, QB 1975-78	4	276	131	47.5	1546	7	17	47.8
Scott Mitchell, QB 2000-01	2	199	93	46.7	1004	3	11	44.0

FEWER THAN 50 ATTEMPTS

PLAYER	YRS	ATT	CMP	PCT	YDS	TD	INT	RAT
Archie Griffin, RB 1976-83	8	4	3	75.0	39	2	0	144.8
Lee Johnson, P-K 1988-98	11	5	4	80.0	19	2	0	122.1
Lemell Elliott, RB 1973-78	6	1	1	100.0	17	0	0	118.8
Jack Gehrke, WR 1969	1	1	1	100.0	13	0	0	118.8
Darnay Scott, WR 1994-2001	8	1	1	100.0	53	0	0	118.8
Jim Breech, K 1980-92	13	1	1	100.0	12	0	0	116.7
Pat McNally, WR-P 1976-85	10	4	3	75.0	81	0	0	116.7
Doug Gaynor, QB 1986	1	3	3	100.0	30	0	0	108.3
James Brooks, RB 1984-91	8	2	1	50.0	8	1	0	100.0
Dale Livingston, P-K 1968-69	2	2	2	100.0	15	0	0	97.9
Fred Willis, RB 1971-72	2	3	2	66.7	24	0	0	91.0
Scott Covington, QB 1999-2001	3	5	4	80.0	23	0	0	85.8
Adrian Breen, QB 1987	1	8	3	37.5	9	1	0	85.4
Carl Pickens, WR 1992-99	8	3	2	66.7	18	0	0	82.6
Stan Fritts, RB 1975-76	2	4	2	50.0	31	0	0	76.0
Dave Walter, QB 1987	1	21	10	47.6	113	0	0	64.2
Dave Green, P 1974-75	2	3	1	33.3	22	0	0	60.4
Dave Lewis, QB-P 1970-73	4	14	6	42.9	57	0	0	54.8
Eric Kresser, QB 1997-99	3	21	10	47.6	164	1	2	50.6
Eric Bieniemy, RB 1995-98	4	2	0	0.0	0	0	0	39.6
Steve Broussard, RB 1994	1	1	0	0.0	0	0	0	39.6
Ki-Jana Carter, RB 1995-99	5	1	0	0.0	0	0	0	39.6
Marvin Cobb, S 1975-79	5	1	0	0.0	0	0	0	39.6
David Dunn, WR 1995-98	4	1	0	0.0	0	0	0	39.6
Rob Hertel, QB 1978	1	4	1	25.0	9	0	0	39.6
Lynn James, WR 1990-91	2	1	0	0.0	0	0	0	39.6
Rex Keeling, P 1968	1	1	0	0.0	0	0	0	39.6
Steve Kreider, WR 1979-86	8	7	2	28.6	14	0	0	39.6
Doug Pelfrey, K 1993-99	7	1	0	0.0	0	0	0	39.6
Wayne Clark, QB 1974	1	22	9	40.9	98	0	3	15.2
Ben Bennett, QB 1987	1	6	2	33.3	25	0	1	7.6
Cris Collinsworth, WR 1981-88	8	1	0	0.0	0	0	1	0.0
Corey Dillon, RB 1997-2001	5	1	0	0.0	0	0	1	0.0
Todd Philcox, QB 1990	1	2	0	0.0	0	0	1	0.0
*Ira Hillary, WR 1987-89	3	0	0	—	0	0	0	—
*Eddie Brown, WR 1985-91	7	0	0	—	0	0	0	—

*—Sacked on his only pass attempt

BENGALS ALL-TIME SCORING

Players active with Bengals as of July 10, 2002, are listed in bold.

PLAYER	YRS	TD RUSH	TD REC'D	TD RET	PAT	2-PT CONV	FG	SAF	PTS
Jim Breech, K 1980-92	13	0	0	0	476	0	225	0	1151
Doug Pelfrey, K 1993-99	7	0	0	0	201	0	153	0	660
Horst Muhlmann, K 1969-74	6	0	0	0	189	0	120	0	549
Pete Johnson, RB 1977-83	7	64	6	0	-	0	-	0	420
Carl Pickens, WR-KR 1992-99	8	0	63	1	-	2	-	0	388
James Brooks, RB 1984-91	8	37	27	0	-	0	-	0	384
Isaac Curtis, WR 1973-84	12	0	53	0	-	0	-	0	318
Chris Bahr, K 1976-79	4	0	0	0	130	0	62	0	316
Eddie Brown, WR 1985-91	7	0	41	0	-	0	-	0	246
Corey Dillon, RB 1997-2001	5	36	5	0	-	0	-	0	246
Larry Kinnebrew, RB 1983-87	5	37	3	0	-	0	-	0	240
Cris Collinsworth, WR 1981-88	8	0	36	0	-	0	-	0	216
Darnay Scott, WR 1994-2001	8	0	36	0	-	0	-	0	216
Bob Trumpy, TE-WR 1968-77	10	0	35	0	-	0	-	0	210
Rodney Holman, TE 1982-92	11	0	34	0	-	0	-	0	204
Essee Johnson, RB 1968-75	8	18	11	0	-	0	-	0	174
Boobie Clark, RB 1973-78	6	25	2	0	-	0	-	0	162
Ickey Woods, RB 1988-91	4	27	0	0	-	0	-	0	162
Tim McGee, WR-KR 1986-92, 94	9	0	25	0	-	0	-	0	150
Neil Rackers, K 2000-01	2	0	0	0	44	0	29	0	131
Paul Robinson, RB 1968-72	5	19	2	0	-	0	-	0	126
Tony McGee, TE 1993-2001	9	0	20	0	-	1	-	0	122
Ken Anderson, QB 1971-86	16	20	0	0	-	0	-	0	120
Stanford Jennings, RB-KR 1984-90	7	9	9	1	-	0	-	0	114
Ki-Jana Carter, RB 1995-99	5	16	1	0	-	0	-	0	102
Dan Ross, TE 1979-83, 85	6	0	16	0	-	0	-	0	96
Charles Alexander, RB 1979-85	7	13	2	0	-	0	-	0	90
Don Bass, TE-WR 1978-81	4	0	13	1	-	0	-	0	84
Stan Fritts, RB 1975-76	2	11	2	0	-	0	-	0	78
Archie Griffin, RB 1976-83	8	7	6	0	-	0	-	0	78
Lemar Parrish, CB-KR 1970-77	8	0	0	13	-	0	-	0	78
Stanley Wilson, RB 1983-84, 86, 88	4	11	2	0	-	0	-	0	78
Lenvil Elliott, RB 1973-78	6	3	9	0	-	0	-	0	72
Chip Myers, WR 1969-76	8	0	12	0	-	0	-	0	72
Dave Green, P-K 1974-75	2	0	0	0	40	0	10	0	70
Eric Ball, RB-KR 1989-94	6	8	3	0	-	0	-	0	66
Eric Crabtree, WR 1969-71	3	0	11	0	-	0	-	0	66
Derrick Fenner, RB 1992-94	3	9	2	0	-	0	-	0	66
Harold Green, RB 1990-95	6	8	3	0	-	0	-	0	66
Jeff Blake, QB 1994-99	6	10	0	0	-	2	-	0	64
Doug Dressler, RB 1970-74	5	9	1	0	-	0	-	0	60
M.L. Harris, TE 1980-85	6	0	10	0	-	0	-	0	60
Jess Phillips, RB-DB 1968-72	5	8	2	0	-	0	-	0	60
Craig Taylor, RB-KR 1989-91	3	7	3	0	-	0	-	0	60
Dale Livingston, P-K 1968-69	2	0	0	0	20	0	13	0	59
Steve Kreider, WR 1979-86	8	0	9	0	2	0	-	0	56
Bruce Coslet, TE 1969-76	8	0	9	0	-	0	-	0	54
Speedy Thomas, WR 1969-72	4	1	8	0	-	0	-	0	54
Ian Sunter, K 1980	1	0	0	0	15	0	11	0	48
Peter Warrick, WR-KR 2000-01	2	2	5	1	-	0	-	0	48
Eric Bieniemy, RB 1995-98	4	6	0	1	-	0	-	0	42
Billy Brooks, WR 1976-79	4	0	7	0	-	0	-	0	42
Jeff Query, WR 1992-95	4	0	7	0	-	0	-	0	42
Ed Williams, RB 1974-75	2	5	2	0	-	0	-	0	42
Fred Willis, RB 1971-72	2	7	0	0	-	0	-	0	42
Charlie Joiner, WR 1972-75	4	0	6	0	-	0	-	0	36
Mike Martin, WR-KR 1983-89	7	0	6	0	-	0	-	0	36
Jack Thompson, QB 1979-82	4	6	0	0	-	0	-	0	36
Brandon Bennett, RB 1998-2001	4	5	0	0	-	0	-	0	30
Tony Davis, RB-KR 1976-78	3	5	0	0	-	0	-	0	30
David Dunn, WR-KR 1995-98	4	0	4	1	-	0	-	0	30
Boomer Esianova, QB 1984-92, 97	10	5	0	0	-	0	-	0	30
Eric Kattus, TE 1986-91	6	0	5	0	-	0	-	0	30
Pat McNally, P-WR 1976-85	10	0	5	0	-	0	-	0	30
Ken Riley, CB 1969-83	15	0	0	5	-	0	-	0	30
Brian Milne, RB 1996-99	4	4	0	0	-	1	-	0	26
Virgil Carter, QB 1970-73	4	4	0	0	1	0	-	0	25
Tommy Casanova, S-KR 1972-77	6	0	0	4	-	0	-	0	24

(Bengals All-Time Scoring, continued)

PLAYER	YRS	TD RUSH	TD RECV	TD RET	PAT	2-PT CONV	FG	SAF	PTS
Damon Gibson, WR-KR 1998	1	0	3	1	-	0	-	0	24
James Hundon, WR-KR 1996-99	4	0	4	0	-	0	-	0	24
Anthony Munoz, T 1980-92	13	0	4	0	-	0	-	0	24
Reggie Williams, LB 1976-89	14	0	0	3	-	0	-	2	22
Ron Dugans, WR 2000-01	2	0	3	0	-	1	-	0	20
James Francis, LB 1990-98	9	0	0	3	-	0	-	1	20
Jim Gallery, K 1989	1	0	0	0	13	0	2	0	19
Al Beauchamp, LB 1968-75	8	0	0	3	-	0	-	0	18
James Griffin, S 1983-85	3	0	0	3	-	0	-	0	18
Ray Griffin, CB 1978-84	7	0	0	3	-	0	-	0	18
Warren McVea, WR-KR 1968	1	1	2	0	-	0	-	0	18
Scott Perry, CB 1976-79	4	0	0	3	-	0	-	0	18
Turk Schonert, QB 1980-85, 87-89	9	3	0	0	-	0	-	0	18
Craig Thompson, TE 1992-93	2	0	3	0	-	0	-	0	18
David Verser, WR-KR 1981-84	4	0	3	0	-	0	-	0	18
Rick Walker, TE 1977-79	3	0	3	0	-	0	-	0	18
Sam Wyche, QB 1968-70	3	3	0	0	-	0	-	0	18
Steve Broussard, RB 1994	1	2	0	0	-	1	-	0	14
David Fulcher, S 1986-92	7	0	0	2	-	0	-	1	14
Willie Jackson, WR 1998-99	2	0	2	0	-	1	-	0	14
Darryl Williams, S 1992-95, 2000-01	6	0	0	2	-	0	-	1	14
Mike Barber, WR 1990-91	2	0	2	0	-	0	-	0	12
Marco Battaglia, TE 1996-2001	6	0	2	0	-	0	-	0	12
Royce Berry, DE 1969-75	7	0	0	2	-	0	-	0	12
Louis Breeden, CB 1978-87	10	0	0	2	-	0	-	0	12
Barney Bussey, S 1986-92	7	0	0	2	-	0	-	0	12
Jeff Cothran, RB 1994-96	3	1	1	0	-	0	-	0	12
Ira Hillary, WR-KR 1987-89	3	0	2	0	-	0	-	0	12
Ray Horton, CB 1983-88	6	0	0	2	-	0	-	0	12
Robert Jackson, S 1981-87, 89	8	0	0	2	-	0	-	0	12
Tremain Mack, S-CB-KR 1997-2000	4	0	0	2	-	0	-	0	12
Mitchell Price, PR 1990-93	4	0	0	2	-	0	-	0	12
John Reaves, QB 1975-78	4	2	0	0	-	0	-	0	12
Corey Sawyer, CB-KR 1994-98	5	0	0	2	-	0	-	0	12
Willie Shelby, KR-RB 1976-77	2	0	0	2	-	0	-	0	12
Deacon Turner, RB 1978-80	3	1	1	0	-	0	-	0	12
Craig Yeast, WR-KR 1999-2000	2	0	0	2	-	0	-	0	12
Rod Sherman, WR-K 1968	1	0	1	0	4	0	0	0	10
Harry Gunner, DE 1968-69	2	0	0	1	-	0	-	1	8
Garrison Hearst, RB 1996	1	0	1	0	-	1	-	0	8
Leon White, LB 1986-91	6	0	0	1	-	0	-	1	8
Ashley Ambrose, CB 1996-98	3	0	0	1	-	0	-	0	6
Estes Banks, RB 1968	1	0	1	0	-	0	-	0	6
Leo Barker, LB 1984-91	8	0	0	1	-	0	-	0	6
Ray Bentley, LB 1992	1	0	0	1	-	0	-	0	6
Lewis Billups, CB 1986-91	6	0	0	1	-	0	-	0	6
Brian Brennan, WR 1992	1	0	1	0	-	0	-	0	6
Mike Brim, CB 1993-95	3	0	0	1	-	0	-	0	6
Glenn Bujnoch, G 1976-82	7	1	0	0	-	0	-	0	6
Wayne Clark, QB 1974	1	1	0	0	-	0	-	0	6
Marvin Cobb, S 1975-79	5	0	0	1	-	0	-	0	6
Greg Cook, QB 1969-74	6	1	0	0	-	0	-	0	6
John Copeland, DE 1993-2000	8	0	0	1	-	0	-	0	6
Jim Corbett, TE 1977-80	4	0	1	0	-	0	-	0	6
Neal Craig, S 1971-73	3	0	0	1	-	0	-	0	6
Mike Dingle, RB 1991-92	2	0	1	0	-	0	-	0	6
Eddie Edwards, DE 1977-88	12	0	0	1	-	0	-	0	6
Danny Farmer, WR 2000-01	2	0	1	0	-	0	-	0	6
Jim Griffin, DE 1968	1	0	0	1	-	0	-	0	6
Clif Groce, RB 1999-2000	2	1	0	0	-	0	-	0	6
Jim Hargrove, RB 1981	1	1	0	0	-	0	-	0	6
Bo Harris, LB 1975-82	8	0	0	1	-	0	-	0	6
Jeff Hayes, P 1986	1	1	0	0	-	0	-	0	6
Rodney Heath, CB 1999-2001	3	0	0	1	-	0	-	0	6
Bobby Hunt, S 1968-69	2	1	0	0	-	0	-	0	6
Lynn James, WR 1990-91	2	0	1	0	-	0	-	0	6
Dick Jauron, S 1978-81	4	0	0	1	-	0	-	0	6
Bill Johnson, RB 1985-87	3	1	0	0	-	0	-	0	6
Chad Johnson, WR 2001	1	0	1	0	-	0	-	0	6
Lee Johnson, P-K 1988-98	11	0	0	0	0	0	2	0	6
Roger Jones, CB 1994-96	3	0	0	1	-	0	-	0	6
Charlie King, CB 1968-69	2	0	0	1	-	0	-	0	6

PLAYER	YRS	TD RUSH	TD RECV	TD RET	PAT	2-PT CONV	FG	SAF	PTS
Jon Kitna, QB 2001	1	1	0	0	-	0	-	0	6
Howie Kurnick, LB 1979-80	2	0	0	1	-	0	-	0	6
Jim LeClair, LB 1972-83	12	0	0	1	-	0	-	0	6
Marc Logan, RB 1987-88	2	1	0	0	-	0	-	0	6
Bob Maddox, DE 1974	1	0	0	1	-	0	-	0	6
Massimo Manca, K 1987	1	0	0	0	3	0	1	0	6
David McCluskey, RB 1987	1	1	0	0	-	0	-	0	6
John McDaniel, WR 1974-77	4	0	1	0	-	0	-	0	6
Ostell Miles, RB 1992-93	2	1	0	0	-	0	-	0	6
Scott Mitchell, QB 2000-01	2	1	0	0	-	0	-	0	6
Melvin Morgan, CB 1976-78	3	0	0	1	-	0	-	0	6
Lorenzo Neal, RB 2001	1	0	1	0	-	0	-	0	6
Reggie Rembert, WR 1991-93	3	0	1	0	-	0	-	0	6
Wade Russell, TE 1987	1	0	1	0	-	0	-	0	6
Mike St. Clair, DE 1980-82	3	0	0	1	-	0	-	0	6
Sam Shade, S 1995-98	4	0	0	1	-	0	-	0	6
Sedrick Shaw, RB 1999	1	1	0	0	-	0	-	0	6
Brian Simmons, LB 1998-2001	4	0	0	1	-	0	-	0	6
John Simmons, CB-KR 1981-86	6	0	0	1	-	0	-	0	6
Tom Smiley, RB 1968	1	1	0	0	-	0	-	0	6
Akili Smith, QB 1999-2001	3	1	0	0	-	0	-	0	6
Kendal Smith, WR-KR 1989-90	2	0	1	0	-	0	-	0	6
Jimmy Spencer, CB 1996-97	2	0	0	1	-	0	-	0	6
Takeo Spikes, LB 1998-2001	4	0	0	1	-	0	-	0	6
Milt Stegall, WR-KR 1992-94	3	0	1	0	-	0	-	0	6
Eric Thomas, CB 1987-92	6	0	0	1	-	0	-	0	6
Melvin Tuten, T 1995-96	2	0	1	0	-	0	-	0	6
Fernandus Vinson, S 1991-94	4	0	0	1	-	0	-	0	6
Stepfret Williams, WR 1998	1	0	1	0	-	0	-	0	6
Alfred Williams, DE 1991-94	4	0	0	0	-	0	-	2	4
Ross Browner, DE 1978-86	9	0	0	0	1	0	-	1	3
Coy Bacon, DE 1976-77	2	0	0	0	-	0	-	1	2
Gary Burley, DE 1976-83	8	0	0	0	-	0	-	1	2
Ron Carpenter, DT-DE 1970-76	7	0	0	0	-	0	-	1	2
Alex Gordon, LB 1991-93	3	0	0	0	-	0	-	1	2
Paul Justin, QB 1998	1	0	0	0	-	1	-	0	2
Scott Schutt, LB 1987	1	0	0	0	-	0	-	1	2
Sherman White, DE 1972-75	4	0	0	0	-	0	-	1	2
Sandro Vitiello, K 1980	1	0	0	0	1	0	0	0	1

BENGALS PRO BOWL HISTORY

Former Bengals tackle Anthony Munoz was selected to play in 11 AFC-NFC Pro Bowl games. At the time of his retirement (1992), that was the most selections of any player in NFL history.

The complete list of Bengals selected for the NFL Pro Bowl and AFL All-Star games:

Player	Selections	Years*	Player	Selections	Years*
Anthony Munoz, T	11	1981-91	Jeff Blake, QB	1	1995
Lemar Parrish, CB	6	1970-71, 1974-77	Eddie Brown, WR	1	1988
Ken Anderson, QB	4	1975-76, 1981-82	Harold Green, RB	1	1992
James Brooks, RB	4	1986, 1988-90	Bob Johnson, C	1	1968
Isaac Curtis, WR	4	1973-76	Pete Johnson, RB	1	1981
Bob Trumpy, TE	4	1968-70, 1973	Jim LeClair, LB	1	1976
Tommy Casanova, S	3	1974, 1976-77	Tremain Mack, KR	1	1999
Cris Collinsworth, WR	3	1981-83	Pat McNally, P	1	1981
Corey Dillon, RB	3	1999-2001	Chip Myers, WR	1	1972
Boomer Esiason, QB	3	1986, 1988-89	Dan Ross, TE	1	1982
David Fulcher, S	3	1988-90	Eric Thomas, CB	1	1988
Rodney Holman, TE	3	1988-90			
Max Montoya, G	3	1986, 1988-89			
Coy Bacon, DE	2	1976-77			
Tim Krumrie, NT	2	1987-88			
Carl Pickens, WR	2	1995-96			
Mike Reid, DT	2	1972-73			
Paul Robinson, RB	2	1968-69			
Ashley Ambrose, CB	1	1996			
Bill Bergey, LB	1	1969			

*Year listed is season during which player earned Pro Bowl selection (not calendar year in which Pro Bowl game was played).

BENGALS ALL-TIME INTERCEPTION STATISTICS

Players active with Bengals as of July 10, 2002, are listed in bold.

PLAYER	YRS	INT	TD	PLAYER	YRS	INT	TD
Ken Riley, CB 1969-83	15	65	5	Carl Zander, LB 1985-91	7	3	0
Louis Breedon CB, 1978-87	10	33	2	Ken Avery, LB 1969-74	6	2	0
David Fulcher, SS 1986-92	7	31	2	Chris Carter, SS-FS 2000-01	2	2	0
Lemar Parrish, CB 1970-77	8	25	4	Mike Fuller, FS 1981-82	2	2	0
Tommy Casanova, FS 1972-77	6	17	2	Harry Gunner, DE 1968-69	2	2	1
Reggie Williams, LB 1976-89	14	16	1	Cory Hall, FS 1999-2001	3	2	0
Al Beauchamp, LB 1968-75	8	15	2	Roger Jones, CB 1994-96	3	2	1
Robert Jackson, FS 1981-87, 89	8	15	2	Joe Kelly, LB 1986-89	4	2	0
Eric Thomas, CB 1987-92	6	15	1	Alonzo Miltz, DE 1991-92	2	2	0
Ray Horton, CB 1983-88	6	14	2	Melvin Morgan, CB 1976-78	3	2	0
Ashley Ambrose, CB 1996-98	3	13	1	Mitchell Price, CB 1990-93	4	2	0
Marvin Cobb, FS 1975-79	5	13	1	Brian Simmons, LB 1998-2001	4	2	0
James Francis, LB 1990-98	9	11	3	John Simmons, CB 1981-86	6	2	1
Ray Griffin, CB 1978-84	7	11	3	Daryl Smith, CB 1987-88	2	2	0
Dick Jauron, FS 1978-81	4	11	1	Justin Smith, DE 2001	1	2	0
Corey Sawyer, CB 1994-98	5	11	1	Jimmy Turner, CB 1983-86	4	2	0
Darryl Williams, FS 1992-95, 2000-01	6	11	2	Leon White, LB 1986-91	6	2	0
Barney Bussey, SS 1986-92	7	10	0	Sheldon White, CB 1993	1	2	0
Jim LeClair, LB 1972-83	12	10	0	Solomon Wilcats, FS 1987-90	4	2	0
Bill Bergey, LB 1969-73	5	9	0	Robert Bean, CB 2000-01	2	1	0
Lewis Billups, CB 1986-91	6	9	0	Myron Bell, SS 1998-99	2	1	0
James Griffin, FS 1983-85	3	9	3	Roosevelt Blackmon, CB 1998-99	2	1	0
Bernard Jackson, FS 1972-76	5	9	0	Greg Bright, FS 1980-81	2	1	0
Bobby Kemp, SS 1981-86	6	9	0	Jim Browner, FS 1979-80	2	1	0
Fletcher Smith, CB-S 1968-71	4	9	0	Ross Browner, DE 1978-86	9	1	0
Bo Harris, LB 1975-82	8	7	1	Richard Carey, CB 1989	1	1	0
Steve Tovar, LB 1993-97	5	7	0	Al Coleman, FS 1969-71	3	1	0
Rickey Dixon, FS 1988-92	5	6	0	Ricky Davis, FS 1975	1	1	0
Artrell Hawkins, CB 1998-2001	4	6	0	Chris Devlin, LB 1975-78	4	1	0
Rod Jones, CB 1990-96	7	6	0	Tom Dinkel, LB 1978-83, 85	7	1	0
Jimmy Spencer, CB 1996-97	2	6	0	Gerald Dixon, LB 1996-97	1	1	0
Bracey Walker, SS 1994-96	3	6	0	Eddie Edwards, DE 1977-88	12	1	0
Mike Brim, CB 1993-95	3	5	1	Richard Fain, CB 1991	1	1	0
Glenn Cameron, LB 1975-85	11	5	0	Steve Foley, LB 1998-2001	4	1	0
Neal Craig, FS 1971-73	3	5	1	David Grant, DE 1988-91	4	1	0
Bobby Hunt, FS 1968-69	2	5	0	John Guillory, DB 1969-70	2	1	0
Bill Peterson, LB 1968-72	5	5	0	Sherrill Headrick, LB 1968	1	1	0
Takeo Spikes, LB 1998-2001	4	5	1	Bryan Hicks, FS 1980-84	5	1	0
Sandy Durko, FS 1970-72	3	4	0	Charlie King, CB 1968-69	2	1	1
Greg Myers, FS 1996-99	4	4	0	Jevon Langford, DE 1996-2001	6	1	0
Scott Perry, CB 1976-79	4	4	2	Tremain Mack, SS 1997-2000	4	1	0
Sam Shade, SS 1995-98	4	4	0	Ricardo McDonald, LB 1992-97	6	1	0
Doug Adams, LB 1971-74	4	3	0	Rob Niehoff, FS 1987	1	1	0
Leo Barker, LB 1984-91	8	3	0	Ron Pritchard, LB 1972-77	6	1	0
Tom Carter, CB 1999-2001	3	3	0	Thomas Randolph, CB 1998	1	1	0
John Copeland, DE 1993-2000	8	3	0	Rick Razzano, LB 1980-84	5	1	0
Ken Dyer, FS 1969-71	3	3	0	Mark Roman, CB 2000-01	2	1	0
Kenny Heath, SS 1970	1	3	0	Adrian Ross, LB 1998-2001	4	1	0
Rodney Hagem, CB 1999-2001	3	3	1	Jeff Schuh, LB 1981-85	5	1	0
Kevin Kaesviharn, CB 2001	1	3	0	Leonard Wheeler, CB 1992-96	5	1	0
Louis Oliver, SS 1994	1	3	0	Wilson Whitley, DT 1977-82	6	1	0
Bo Orlando, FS 1996-97	2	3	0	Dan Wilkinson, DT 1994-97	4	1	0
Jess Phillips, FS 1968 (RB 1969-72)	5	3	0				

PARRISH HITS PAYDIRT

The only Bengals player ever to score two touchdowns in a game on returns and/or recoveries is **Lemar Parrish** — and he did it three times.

Parrish, a Bengals cornerback and kick returner from 1970-77, scored two TDs on Nov. 8, 1970 at Buffalo (95-yard kickoff return and 83-yard return of a blocked FG attempt); on Dec. 17, 1972 at Houston (25-yard interception return and 33-yard interception return); and on Oct. 6, 1974 vs. Washington (90-yard punt return and 47-yard fumble return).

BENGALS 100-YARD RUSHERS

DATE	OPP.	PLAYER	ATT	YDS	LG	TD
10-27-68	@Oak.	Paul Robinson	17	159	87	1
11-3-68	Hou.	Paul Robinson	21	156	31	1
11-10-68	K.C.	Paul Robinson	24	115	36	0
11-17-68	@Mia.	Paul Robinson	22	134	54	3
10-4-69	@S.D.	Jess Phillips	13	103	49	0
11-2-69	Oak.	Jess Phillips	15	120	83	1
11-30-69	@Buff.	Paul Robinson	24	117	17	0
9-20-70	Oak.	Jess Phillips	15	130	76	1
11-15-70	Cle.	Virgil Carter	9	110	73	0
11-22-70	Pitt.	Paul Robinson	18	119	24	1
9-19-71	Phil.	Essex Johnson	8	113	68	1
12-5-71	@Cle.	Essex Johnson	4	109	86	1
10-29-72	Hou.	Doug Dressler	19	110	16	1
10-29-72	Hou.	Essex Johnson	16	103	19	1
9-23-73	Hou.	Essex Johnson	15	131	19	1
9-30-73	@S.D.	Essex Johnson	21	121	29	0
10-14-73	Pitt.	Boobie Clark	28	112	11	1
10-21-73	K.C.	Boobie Clark	26	104	11	1
10-31-76	Cle.	Boobie Clark	21	100	24	2
11-21-76	@K.C.	Archie Griffin	13	139	77	1
10-23-77	Den.	Pete Johnson	16	108	65	1
11-5-78	@S.D.	Deacon Turner	16	116	58	0
12-17-78	Cle.	Pete Johnson	27	160	25	1
10-28-79	Phil.	Archie Griffin	6	103	63	0
11-18-79	@Hou.	Pete Johnson	14	113	35	1
11-25-79	St.L.	Archie Griffin	17	105	36	0
10-19-80	Minn.	Pete Johnson	26	115	25	1
11-30-80	@K.C.	Pete Johnson	17	112	57	1
12-7-80	Balt.	Pete Johnson	32	118	9	2
12-14-80	@Chi.	Pete Johnson	28	134	18	1
11-1-81	Hou.	Pete Johnson	26	114	15	1
11-29-81	@Cle.	Pete Johnson	21	105	18	2
11-28-82	L.A. Raiders	Pete Johnson	23	129	19	1
10-30-83	G.B.	Pete Johnson	26	112	11	2
11-20-83	Hou.	Pete Johnson	30	137	15	2
12-4-83	@Pitt.	Pete Johnson	38	126	16	2
12-11-83	Det.	Pete Johnson	26	118	16	2
11-18-84	Sea.	Larry Kinnebrew	22	119	12	0
9-8-85	Sea.	Larry Kinnebrew	18	101	16	1
9-30-85	@Pitt.	James Brooks	18	133	32	2
11-3-85	@Buff.	Larry Kinnebrew	30	128	10	1
12-8-85	Dall.	James Brooks	13	109	32	2
9-18-86	@Cle.	James Brooks	14	118	53	0
10-19-86	Hou.	James Brooks	18	133	24	2
11-2-86	@Del.	James Brooks	15	120	55	0
12-7-86	@N.E.	James Brooks	18	163	56	1
12-7-86	@N.E.	Stanley Wilson	16	120	58	1
10-11-87	@Sea.	Marc Logan	16	103	30	1
11-15-87	@Atl.	Larry Kinnebrew	27	100	17	1

DATE	OPP.	PLAYER	ATT	YDS	LG	TD
10-9-88	NYJ	Ickey Woods	30	139	21	2
10-23-88	Hou.	James Brooks	16	102	18	3
11-6-88	Pitt.	Ickey Woods	10	110	56	0
11-20-88	@Dall.	James Brooks	16	148	51	1
11-27-88	Buff.	Ickey Woods	26	129	17	3
12-4-88	S.D.	Ickey Woods	19	141	30	2
12-17-88	Wash.	Ickey Woods	18	115	24	0
9-17-89	Pitt.	James Brooks	20	113	16	1
10-8-89	@Pitt.	James Brooks	17	127	65	2
10-29-89	T.B.	James Brooks	17	131	41	1
11-13-89	@Hou.	James Brooks	19	141	58	1
11-26-89	@Buff.	James Brooks	20	105	30	0
11-18-90	Pitt.	James Brooks	20	105	21	0
12-23-90	Hou.	James Brooks	20	201	56	1
9-8-91	Hou.	James Brooks	20	101	14	0
9-15-91	@Cle.	James Brooks	18	111	25	0
10-13-91	@Dall.	Harold Green	12	124	75	1
10-21-91	@Buff.	Harold Green	26	141	28	0
11-3-91	Cle.	Harold Green	24	135	29	0
9-6-92	@Sea.	Harold Green	21	123	52	0
9-20-92	@G.B.	Harold Green	21	101	15	0
11-8-92	@Chi.	Harold Green	25	117	16	0
11-29-92	Pitt.	Harold Green	16	116	34	0
12-20-92	N.E.	Harold Green	31	190	53	1
9-21-97	@Den.	Ki-Jana Carter	13	104	79	1
11-2-97	S.D.	Corey Dillon	19	123	71	1
11-30-97	@Phil.	Corey Dillon	19	114	37	0
12-4-97	Tenn.	Corey Dillon	39	246	59	4
12-14-97	Dall.	Corey Dillon	26	127	14	1
9-27-98	@Balt.	Corey Dillon	25	116	14	0
10-18-98	@Tenn.	Corey Dillon	14	124	66	1
11-1-98	Den.	Corey Dillon	35	110	27	0
11-29-98	Jax.	Corey Dillon	16	107	61	0
9-26-99	@Car.	Corey Dillon	20	113	30	0
10-10-99	@Cle.	Corey Dillon	28	168	38	0
11-28-99	@Pitt.	Corey Dillon	23	120	20	0
12-5-99	S.F.	Corey Dillon	25	133	27	1
12-12-99	Cle.	Corey Dillon	28	192	50	3
10-1-00	Mia.	Corey Dillon	22	110	19	0
10-22-00	Den.	Corey Dillon	22	278	65	2
10-29-00	@Cle.	Corey Dillon	27	137	25	1
11-26-00	Pitt.	Corey Dillon	23	128	20	2
12-3-00	Ariz.	Corey Dillon	35	216	57	1
9-9-01	N.E.	Corey Dillon	24	104	40	1
10-14-01	Cle.	Corey Dillon	31	140	25	1
10-28-01	@Det.	Corey Dillon	27	184	96	2
12-23-01	@Balt.	Corey Dillon	24	127	19	0

1000-YARD DUOS

Six times in the Bengals' 34-year history the team has had both a 1000-yard rusher and a 1000-yard receiver in the same season:

Year	Rusher	Yds.	Receiver	Yds.
1981	Pete Johnson	1077	Cris Collinsworth	1009
1986	James Brooks	1087	Cris Collinsworth	1024
1988	Ickey Woods	1066	Eddie Brown	1273
1989	James Brooks	1239	Tim McGee	1211
1998	Corey Dillon	1130	Carl Pickens	1023
1999	Corey Dillon	1200	Darnay Scott	1022

BENGALS 100-YARD RECEIVERS

TEAM HISTORY

DATE	OPP.	PLAYER	NO	YDS	LG	TD
9-15-68	Den.	Bob Trumpy	4	114	58	1
9-14-69	Mia.	Eric Crabtree	3	113	69	2
9-21-69	S.D.	Bob Trumpy	3	118	78	1
9-28-69	K.C.	Bob Trumpy	4	100	80	1
10-12-69	NYJ	Eric Crabtree	6	133	35	1
10-19-69	Den.	Speedy Thomas	9	155	49	1
11-9-69	@Hou.	Bob Trumpy	5	159	70	3
11-9-69	@Hou.	Eric Crabtree	5	117	70	1
12-14-69	@Den.	Speedy Thomas	7	177	62	1
9-19-71	Phil.	Speedy Thomas	4	122	90	1
11-14-71	@Den.	Bruce Coslet	5	102	71	1
12-9-72	Cle.	Chip Myers	8	116	18	0
9-30-73	@S.D.	Essex Johnson	2	116	78	2
10-21-73	K.C.	Isaac Curtis	8	106	21	0
12-9-73	Cle.	Isaac Curtis	5	117	70	3
12-16-73	@Hou.	Isaac Curtis	2	144	77	2
9-15-74	Cle.	Isaac Curtis	5	117	49	1
11-3-74	@Balt.	Isaac Curtis	5	166	77	2
9-21-75	Cle.	Isaac Curtis	6	127	50	1
11-2-75	Pitt.	Charlie Joiner	5	114	34	1
11-17-75	Buff.	Isaac Curtis	7	139	55	0
11-17-75	Buff.	Chip Myers	7	108	30	0
11-23-75	@Cle.	Charlie Joiner	7	200	51	0
10-31-76	Cle.	Isaac Curtis	6	116	69	1
11-14-76	Hou.	Isaac Curtis	4	116	54	1
12-6-76	@Oak.	John McDaniel	9	201	46	1
9-25-77	Sea.	Isaac Curtis	3	100	54	1
11-13-77	@Minn.	Billy Brooks	7	198	94	1
12-10-77	Pitt.	Billy Brooks	6	166	57	0
10-29-78	Hou.	Isaac Curtis	4	130	57	1
11-13-78	Oak.	Isaac Curtis	7	101	25	1
12-17-78	Cle.	Isaac Curtis	7	138	43	0
9-9-79	@Buf.	Billy Brooks	6	156	73	1
9-30-79	@Dall.	Don Bass	8	108	21	1
10-21-79	@Cle.	Don Bass	5	100	50	1
10-21-79	@Cle.	Isaac Curtis	6	108	49	1
11-4-79	@Balt.	Isaac Curtis	5	144	67	3
11-4-79	@Balt.	Dan Ross	5	102	41	0
12-2-79	@Pitt.	Isaac Curtis	5	119	32	2
10-19-80	Minn.	Don Bass	7	110	55	1
12-7-80	Balt.	Isaac Curtis	7	176	67	1
9-13-81	@NYJ	Isaac Curtis	5	108	42	0
9-27-81	Buff.	Cris Collinsworth	10	111	23	1
10-11-81	@Balt.	Dan Ross	7	106	36	1
11-8-81	@S.D.	Isaac Curtis	8	147	68	1
11-22-81	Den.	Dan Ross	7	123	37	0
12-20-81	@Atl.	Cris Collinsworth	5	128	74	1
9-19-82	@Pitt.	Cris Collinsworth	9	144	35	0
12-20-82	@S.D.	Cris Collinsworth	9	156	49	1
1-2-83	@Hou.	Dan Ross	9	101	18	1
10-2-83	Balt.	Cris Collinsworth	9	206	63	1
10-16-83	@Den.	Cris Collinsworth	7	149	48	0
11-13-83	@K.C.	Cris Collinsworth	7	118	32	1
11-28-83	@Mia.	Isaac Curtis	4	114	80	1
11-28-83	@Mia.	Cris Collinsworth	8	127	48	0
12-17-83	@Minn.	Steve Kreider	9	109	21	0
9-2-84	@Den.	Cris Collinsworth	10	141	24	0
9-16-84	@NYJ	M.L. Harris	4	148	80	1
11-25-84	Atl.	Cris Collinsworth	6	134	57	2
9-8-85	Sea.	Cris Collinsworth	4	101	71	0
9-15-85	@St.L.	Eddie Brown	5	106	44	1
9-22-85	S.D.	Cris Collinsworth	10	161	26	2
10-20-85	@Hou.	Eddie Brown	7	124	39	1
11-10-85	Cle.	Cris Collinsworth	8	135	27	0
12-8-85	Dallas	Cris Collinsworth	7	123	58	1
12-22-85	@N.E.	Eddie Brown	5	129	44	1

DATE	OPP.	PLAYER	NO	YDS	LG	TD
9-28-86	Chi.	Cris Collinsworth	6	115	43	0
11-9-86	@Hou.	Eddie Brown	9	132	26	0
11-30-86	@Den.	Cris Collinsworth	8	138	46	2
12-7-86	@N.E.	James Brooks	6	101	30	0
12-21-86	NYJ	Rodney Holman	6	129	34	1
11-1-87	Hou.	James Brooks	6	103	46	0
11-1-87	Hou.	Cris Collinsworth	8	121	22	0
11-8-87	Mia.	Eddie Brown	8	105	21	0
11-22-87	Pitt.	Tim McGee	8	139	49	0
12-13-87	@Cle.	Tim McGee	4	117	44	0
12-27-87	@Hou.	Cris Collinsworth	4	119	53	0
9-4-88	Phoe.	Eddie Brown	6	143	61	1
9-11-88	@Phil.	Tim McGee	4	114	78	2
9-25-88	Cle.	Eddie Brown	4	127	46	0
10-9-88	NYJ	Eddie Brown	5	103	60	2
11-6-88	Pitt.	Eddie Brown	7	216	86	2
12-17-88	Wash.	Eddie Brown	2	115	69	1
9-17-89	Pitt.	Tim McGee	6	100	27	0
10-29-89	T.B.	Tim McGee	5	127	46	2
11-19-89	Det.	Tim McGee	11	194	55	1
12-10-89	Sea.	Tim McGee	7	109	23	1
12-17-89	Hou.	Eddie Brown	6	107	35	2
12-17-89	Hou.	Tim McGee	6	147	74	1
12-25-89	@Minn.	Eddie Brown	6	109	34	1
9-16-90	@S.D.	Eddie Brown	10	178	30	2
9-23-90	N.E.	Tim McGee	6	163	52	0
10-7-90	@L.A. Rams	James Brooks	7	109	30	2
10-7-90	@L.A. Rams	Rodney Holman	10	161	27	0
10-7-90	@L.A. Rams	Tim McGee	8	142	32	0
10-6-91	Sea.	Eddie Brown	7	117	43	0
11-10-91	Pitt.	Tim McGee	3	101	52	0
9-26-93	Sea.	Tony McGee	7	102	37	0
10-24-93	@Hou.	Carl Pickens	7	127	36	0
10-30-94	Dall.	Darnay Scott	4	155	67	2
11-6-94	@Sea.	Darnay Scott	7	157	76	0
11-13-94	Hou.	Carl Pickens	11	188	50	3
11-20-94	Ind.	Carl Pickens	6	103	53	0
11-27-94	@Den.	Carl Pickens	6	132	70	1
12-4-94	Pitt.	Carl Pickens	4	105	56	1
12-24-94	Phil.	Carl Pickens	9	135	51	1
9-3-95	@Ind.	Tony McGee	6	118	41	0
9-10-95	Jax.	Carl Pickens	5	102	68	1
9-24-95	Hou.	Tony McGee	8	109	35	1
9-24-95	Hou.	Darnay Scott	4	125	56	1
10-1-95	Mia.	Carl Pickens	9	117	44	3
10-19-95	@Pitt.	Carl Pickens	8	108	41	1
11-12-95	@Hou.	Carl Pickens	7	108	30	2
11-19-95	Pitt.	Carl Pickens	8	129	26	1
11-10-96	Pitt.	Carl Pickens	12	103	21	0
11-24-96	Atl.	Carl Pickens	11	176	61	3
12-1-96	@Jax.	Carl Pickens	7	109	26	3
12-8-96	Balt.	Darnay Scott	8	103	27	0
9-21-97	@Den.	Carl Pickens	8	125	48	0
11-30-97	@Phil.	James Hundon	5	118	52	2
12-14-97	Dall.	Darnay Scott	4	112	48	1
12-21-97	Balt.	Darnay Scott	6	129	77	1
9-13-98	@Det.	Darnay Scott	5	130	70	2
9-27-98	@Balt.	Carl Pickens	7	120	67	2
10-11-98	Pitt.	Carl Pickens	13	204	50	1
12-20-98	@Pitt.	Brandon Bennett	3	119	55	0
12-20-98	@Pitt.	Darnay Scott	7	152	61	1
10-10-99	@Cle.	Darnay Scott	8	110	19	0
11-7-99	@Sea.	Carl Pickens	4	104	75	1
11-28-99	@Pitt.	Darnay Scott	4	123	76	1
12-5-99	S.F.	Carl Pickens	7	107	37	2
12-17-00	Jax.	Danny Farmer	5	102	38	0
9-9-01	N.E.	Darnay Scott	5	104	34	0
12-30-01	Pitt.	Peter Warrick	10	109	20	0
12-30-01	Pitt.	Darnay Scott	7	113	49	0
1-6-02	@Tenn.	Darnay Scott	9	152	39	0

BENGALS 300-YARD PASSERS

DATE	OPP.	PLAYER	ATT	CMP	YDS	TD	LG	INT
9-21-69	S.D.	Greg Cook	22	14	327	3	78	1
10-27-74	Hou.	Ken Anderson	44	30	352	3	37	1
11-2-75	Pitt.	Ken Anderson	42	19	331	3	35	3
11-17-75	Buf.	Ken Anderson	46	30	447	2	55	0
12-10-77	Pitt.	Ken Anderson	33	15	303	1	57	1
11-13-78	Oak.	Ken Anderson	50	30	388	2	34	4
10-21-79	@Cle.	Ken Anderson	32	20	318	2	50	0
11-4-79	@Balt.	Ken Anderson	28	17	320	3	67	2
9-27-81	Buf.	Ken Anderson	40	28	328	3	23	0
10-18-81	Pitt.	Ken Anderson	28	16	346	2	73	0
11-22-81	Den.	Ken Anderson	37	25	396	3	65	0
9-12-82	Hou.	Ken Anderson	40	29	354	2	50	0
9-19-82	@Pitt.	Ken Anderson	38	27	323	0	35	3
12-20-82	@S.D.	Ken Anderson	56	40	416	2	49	1
1-2-83	@Hou.	Ken Anderson	31	27	323	2	44	0
10-2-83	Balt.	Ken Anderson	31	21	330	3	63	3
11-28-83	@Mia.	Ken Anderson	36	23	342	1	80	2
9-2-84	@Den.	Ken Anderson	49	25	323	0	28	1
9-9-84	K.C.	Ken Anderson	37	24	310	0	35	0
9-16-84	@NYJ	Ken Anderson	22	16	316	2	80	4
9-22-85	S.D.	Boomer Esiason	44	26	320	3	26	2
10-20-85	@Hou.	Boomer Esiason	52	30	381	3	39	3
12-1-85	Hou.	Boomer Esiason	24	18	320	3	64	0
12-15-85	@Wash.	Boomer Esiason	39	22	357	2	56	2
11-16-86	Sea.	Boomer Esiason	33	22	334	1	57	1
11-30-86	@Den.	Boomer Esiason	30	21	306	2	46	1
12-21-86	NYJ	Boomer Esiason	30	23	425	5	49	1
10-25-87	@Pitt.	Boomer Esiason	32	20	303	2	43	2
11-1-87	Hou.	Boomer Esiason	41	26	387	2	47	2
11-22-87	Pitt.	Boomer Esiason	53	30	409	0	49	3
12-6-87	K.C.	Boomer Esiason	44	28	368	2	26	0
12-13-87	@Cle.	Boomer Esiason	39	22	361	1	54	2
9-11-88	@Phil.	Boomer Esiason	32	20	363	4	78	1
10-2-88	@L.A. Raiders	Boomer Esiason	28	21	332	3	37	0
11-6-88	Pitt.	Boomer Esiason	23	16	318	3	86	2
9-17-89	Pitt.	Boomer Esiason	27	16	328	2	45	0
11-19-89	Det.	Boomer Esiason	39	30	399	3	55	1
12-17-89	Hou.	Boomer Esiason	27	20	326	4	74	0
12-25-89	@Minn.	Boomer Esiason	54	31	367	3	65	3
10-7-90	@L.A. Rams	Boomer Esiason	45	31	490	3	32	0
11-10-91	Pitt.	Boomer Esiason	43	32	361	1	52	1
12-22-91	N.E.	Boomer Esiason	40	20	333	3	53	0
11-6-94	@Sea.	Jeff Blake	43	31	387	0	76	1
11-13-94	Hou.	Jeff Blake	33	23	354	4	50	0
9-24-95	Hou.	Jeff Blake	46	24	356	3	56	0
11-24-96	Atl.	Jeff Blake	36	21	349	4	61	0
12-1-96	@Jax.	Jeff Blake	39	23	313	3	48	2
9-7-97	@Balt.	Jeff Blake	45	25	317	1	36	2
11-30-97	@Phil.	Boomer Esiason	47	27	378	4	52	1
9-13-98	@Det.	Neil O'Donnell	36	25	303	2	70	0
12-20-98	@Pitt.	Jeff Blake	36	20	367	1	61	1
12-5-99	S.F.	Jeff Blake	30	21	334	4	58	0
11-11-01	at Jax.	Jon Kitna	48	28	303	0	32	1
12-30-01	Pitt.	Jon Kitna	68	35	411	2	49	1
1-6-02	at Tenn.	Jon Kitna	47	28	340	0	39	1

GO LONG ... REAL LONG

The Bengals record book shows two pass plays of 90 or more yards:

- QB **Ken Anderson** hooked up with WR **Billy Brooks** for a team-record 94-yarder for a touchdown on Nov. 13, 1977 at Minnesota.
- QB **Virgil Carter** connected with WR **Speedy Thomas** for a 90-yard TD strike on Sept. 19, 1971 vs. Philadelphia at Riverfront Stadium.

BENGALS LAST TIMES

BENGALS RETURNED KICKOFF FOR TOUCHDOWN:

Nov. 14, 1999 vs. Tennessee — Tremain Mack, 99 yds.

OPPONENT RETURNED KICKOFF FOR TOUCHDOWN:

Nov. 18, 2001 vs. Tennessee — Derrick Mason, 101 yds.

BENGALS RETURNED PUNT FOR TOUCHDOWN:

Dec. 17, 2000 vs. Jacksonville — Peter Warrick, 82 yds.

OPPONENT RETURNED PUNT FOR TOUCHDOWN:

Oct. 3, 1999 vs. St. Louis — Az-Zahir Hakim, 84 yds.

BENGALS RETURNED INTERCEPTION FOR TOUCHDOWN:

Sept. 23, 2001 vs. Baltimore — Takeo Spikes, 66 yds.

OPPONENT RETURNED INTERCEPTION FOR TOUCHDOWN:

Nov. 21, 1999 vs. Baltimore — Duane Starks, 43 yds.

BENGALS RECOVERED OPPONENT'S FUMBLE IN END ZONE FOR TOUCHDOWN:

Nov. 16, 1986 vs. Seattle — Eddie Edwards

BENGALS RETURNED OPPONENT'S FUMBLE FOR TOUCHDOWN:

Dec. 30, 2001 vs. Pittsburgh — Brian Simmons, 56 yds. (on aborted FG attempt, fumble recovered by Robert Bean, who returned it 10 yards, then lateraled to Simmons)

OPPONENT RECOVERED BENGALS FUMBLE IN END ZONE FOR TOUCHDOWN:

Sept. 26, 1993 vs. Seattle — Rod Stephens

OPPONENT RETURNED BENGALS FUMBLE FOR TOUCHDOWN:

Nov. 26, 2000 vs. Pittsburgh — Jason Gildon, 22 yds.

BENGALS BLOCKED A PUNT:

Nov. 12, 1995 at Houston — Darryl Williams blocked Rich Camarillo punt (safety)

BENGALS RETURNED BLOCKED PUNT FOR TOUCHDOWN:

Nov. 19, 1989 vs. Detroit — Barney Bussey recovered ball in end zone after Eric Thomas blocked Jim Arnold punt

OPPONENT BLOCKED A PUNT:

Dec. 2, 2001 vs. Tampa Bay — Ronde Barber blocked Nick Harris punt (Todd Yoder recovered and returned it 11 yards for TD)

OPPONENT RETURNED BLOCKED PUNT FOR TOUCHDOWN:

Dec. 2, 2001 vs. Tampa Bay — Todd Yoder recovered ball and returned it 11 yards for TD after Ronde Barber blocked Nick Harris punt

BENGALS BLOCKED FIELD GOAL ATTEMPT:

Oct. 24, 1999 at Indianapolis — Tremain Mack blocked Mike Vanderjagt 37-yd. FG attempt

BENGALS RETURNED BLOCKED FIELD GOAL ATTEMPT FOR TOUCHDOWN:

Nov. 8, 1970 at Buffalo — Lemar Parrish, 83 yds.

OPPONENT BLOCKED FIELD GOAL ATTEMPT:

Oct. 8, 2000 vs. Tennessee — John Thornton blocked Neil Rackers' 35-yd. FG attempt

OPPONENT RETURNED BLOCKED FIELD GOAL ATTEMPT FOR TOUCHDOWN:

Dec. 1, 1996 at Jacksonville — Mickey Washington, 65 yds.

BENGALS SCORED ON SAFETY:

Oct. 29, 2000 at Cleveland — Offensive holding penalty on Cleveland in own end zone (Vaughn Booker held by Roman Oben)

OPPONENT SCORED ON SAFETY:

Nov. 11, 2001 at Jacksonville — Jon Kitna sacked in end zone by Tony Brackens

BENGALS WON SHUTOUT

Dec. 3, 1989 at Cleveland — 21-0 win

BENGALS LOST SHUTOUT

Dec. 23, 2001 at Baltimore — 16-0 loss

STREAKS TO REMEMBER

The Bengals' record for consecutive made field goals is 13, first set by **Jim Breech** in 1990 and later tied by **Doug Pelfrey** in '93 and '95. But two other Bengals FG streaks are clearly worthy of note:

- While tying the record in 1995, Pelfrey also put together a streak of 19 made FGs in 20 attempts. His only miss among the 20 came on a try of 63 yards just before halftime Oct. 29 vs. Cleveland. Take away that low-percentage attempt, and Pelfrey would have a record-smashing Bengals streak of 19 straight FGs.

- Over the 1973-'74 seasons, **Horst Muhlmann** knocked home 14 straight field goals. But three of the kicks came during a 1973 season playoff game against Miami, and postseason games form a separate category in record-keeping.

BENGALS LONGEST PLAYS

(Touchdowns unless noted otherwise)

1. 102 yds. — Louis Breeden — interception at San Diego, 11-8-81
- 102 yds. — Eric Bieniemy — KO return at N.Y. Giants, 10-26-97
3. 99 yds. — Tremain Mack — KO return vs. Tennessee, 11-14-99
4. 98 yds. — Stanford Jennings — KO return at Kansas City, 11-13-88
5. 97 yds. — Darryl Williams — interception vs. Pittsburgh, 11-7-93
- 97 yds. — Willie Shelby — KO return at Cleveland, 10-3-76
- 97 yds. — Tremain Mack — KO return at Baltimore, 9-27-98
8. 96 yds. — Ray Griffin — interception vs. San Diego, 11-11-79
- Corey Dillon — rush at Detroit, 10-28-01
10. 95 yds. — Carl Pickens — punt return at Green Bay, 9-20-92
- 95 yds. — Lemar Parrish — KO return at Buffalo, 11-8-70
12. 94 yds. — Tim McGee — KO return vs. Minnesota, 10-23-86 (not a TD)
- 94 yds. — Ken Anderson to Billy Brooks — pass at Minnesota, 11-13-77
14. 93 yds. — Stanford Jennings — KO return vs. San Francisco, 1-22-89 (Super Bowl XXIII)
15. 90 yds. — Lemar Parrish — punt return vs. Washington, 10-6-74
- 90 yds. — Virgil Carter to Speedy Thomas — pass vs. Philadelphia, 9-19-71
- 90 yds. — David Dunn — KO return vs. Pittsburgh, 11-10-96
18. 88 yds. — Jeff Blake to Darnay Scott — pass at Seattle, 9-17-95
19. 87 yds. — Paul Robinson — rush at Oakland, 10-27-68
20. 86 yds. — Boomer Esiason to Eddie Brown — pass vs. Pittsburgh, 11-6-88
- 86 yds. — Essex Johnson — rush at Cleveland, 12-5-71
- 86 yds. — Craig Yeast — punt return vs. Baltimore, 11-21-99
- 86 yds. — T.J. Houshmandzadeh — punt return at Cleveland, 11-25-01 (not a TD)

OPPONENTS LONGEST PLAYS

(Touchdowns unless noted otherwise)

1. 105 yds. — Mercury Morris (Miami) — KO return at Cincinnati, 9-14-69
2. 103 yds. — Bob Gresham (Houston) — KO return at Cincinnati, 9-23-73
3. 101 yds. — Derrick Mason (Tennessee) — KO return at Cincinnati, 11-18-01
4. 100 yds. — Max Anderson (Buffalo) — KO return at Cincinnati, 9-22-68
- 100 yds. — Jon Vaughn (New England) — KO return at Cincinnati, 12-20-92
6. 98 yds. — Darrol Ray (N.Y. Jets) — interception at Cincinnati, 1-9-83 (playoff game)
7. 97 yds. — Darren Lewis (Chicago) — KO return at Chicago, 11-8-92
8. 96 yds. — Carl Roaches (Houston) — KO return at Houston, 10-4-81
- 96 yds. — Bobby Humphrey (N.Y. Jets) — KO return at Cincinnati, 12-21-86
10. 95 yds. — Aaron Bailey (Indianapolis) — KO return at Cincinnati, 12-22-96
11. 94 yds. — Herschel Walker (Philadelphia) — KO return at Cincinnati, 12-24-94
12. 93 yds. — Robert Lyles (Houston) — fumble return at Cincinnati, 10-19-86
13. 92 yds. — Eric Metcalf (Cleveland) — punt return at Cincinnati, 9-4-94
- 92 yds. — Bo Jackson (L.A. Raiders) — rush at Los Angeles, 11-5-89
- 92 yds. — Billy Lefear (Cleveland) — KO return at Cleveland, 11-23-75 (not a TD)
16. 91 yds. — Desmond Howard (Detroit) — KO return at Detroit, 10-28-01 (not a TD)
17. 90 yds. — Arthur Whittington (Oakland) — KO return at Oakland, 11-9-80
- 90 yds. — Kendall Williams (Baltimore Colts) — KO return at Cincinnati, 10-2-83 (not a TD)
- 90 yds. — Aaron Beasley (Jacksonville) — fumble return at Jacksonville, 11-8-98
20. 88 yds. — Bo Jackson (L.A. Raiders) — rush at Los Angeles, 12-16-90 (not a TD)
- 88 yds. — Mel Gray (Houston) — KO return at Cincinnati, 10-6-96 (not a TD)

A NO-WIN SITUATION

The Bengals' Nov. 9, 1969 game at the Astrodome in Houston is unique in club history. It's the only game nobody won.

Cincinnati played its only regular-season tie that afternoon, catching the Oilers at 31-31 on K **Horst Muhlmann's** 18-yard field goal with 0:22 left in the fourth quarter. Regular-season overtime was not in the rule book at that time.

BENGALS TOUGH IN OVERTIME

The Bengals are among the NFL's elite teams in regular-season overtime games, with a 14-8-0 record and .636 winning percentage.

Only Pittsburgh (.659) and Washington (.646) have better overtime winning percentages. The Steelers have a 14-7-1 mark and the Redskins are 15-8-1. Only Denver (15-10-2, .593) and Washington have more total victories than the Bengals.

Former Bengals kicker Jim Breech kicked an NFL-record nine winning field goals in overtime, never missing one in an extra period.

Overtime for regular-season games was instituted in the NFL in 1974.

Listed below is the Bengals' overtime history. Times listed are time left in the overtime period, and the home team is listed in CAPS.

Oct. 30, 1977 — CINCINNATI 13, Houston 10. Bengals win toss. Chris Bahr kicks 22-yard field goal at 9:09.

Sept. 10, 1978 — CLEVELAND 13, Cincinnati 10. Browns win toss. Larry Collins returns kickoff 41 yards to Browns' 47. Don Cockroft kicks 27-yard FG at 10:30.

Sept. 23, 1979 — Houston 30, CINCINNATI 27. Bengals' longest overtime game. Oilers win toss. Houston punts. Chris Bahr's 32-yard field goal attempt is wide right at 8:05. Cliff Parsley's punt downed on Bengals 5. Pat McNally punts and Rich Ellender returns to Bengals 42. Toni Fritsch's third-down, 29-yard field goal attempt hits left upright and bounces through with only 0:32 remaining.

Dec. 14, 1980 — Cincinnati 17, CHICAGO 14. Bengals win toss. Jim Breech kicks 28-yard field goal with 10:37 left.

Sept. 27, 1981 — CINCINNATI 27, Buffalo 24. Bills win toss. Greg Carter punts into end zone for touchback. Browns drive to Bills 10. Jim Breech kicks 28-yard field goal with 5:27 remaining.

Sept. 19, 1982 — PITTSBURGH 26, Cincinnati 20. Bengals win toss. Dwayne Woodruff intercepts Ken Anderson pass and returns it 30 yards to Cincinnati 2. Terry Bradshaw completes 2-yard TD pass to John Stallworth on first down at 13:52.

Dec. 2, 1984 — Cincinnati 20, CLEVELAND 17. Browns win toss. John Simmons returns Steve Cox's punt 30 yards to Cleveland 35. Jim Breech kicks 35-yard field goal seven plays later at 10:26.

Sept. 14, 1986 — CINCINNATI 36, Buffalo 33. Bengals' quickest OT victory. Bills win toss. Carl Zander intercepts Jim Kelly's first down pass and returns it to Bills' 17. Jim Breech kicks 23-yard FG two plays later at 14:04.

Dec. 6, 1987 — CINCINNATI 30, Kansas City 27. Bengals win toss. Teams trade punts. Jim Breech kicks 32-yard FG 16 plays later at 5:16.

Dec. 17, 1988 — CINCINNATI 20, Washington 17. Bengals win toss. David Grant recovers Doug Williams' fumble at Redskins' 17. Jim Breech kicks 20-yard field goal three plays later at 7:59.

Oct. 7, 1990 — Cincinnati 34, LOS ANGELES RAMS 31. Rams win toss. Possession exchanged four times. Bengals start scoring drive from their 11 and win on 44-yard FG by Jim Breech at 3:04.

Dec. 9, 1990 — San Francisco 20, CINCINNATI 17. 49ers win toss and drive from their 19 to Bengals six. Mike Cofer kicks 23-yard FG at 8:48.

Nov. 10, 1991 — Pittsburgh 33, CINCINNATI 27. Steelers win toss and are stopped by Bengals on their 29, forcing a punt. Steelers recover Bengals fumble on Pittsburgh 37, then score on 26-yard pass from Neil O'Donnell to Eric Green at 8:28.

Sept. 13, 1992 — CINCINNATI 24, Los Angeles Raiders 21. Raiders win toss, fumble kickoff and Cincinnati's Antoine Bennett recovers at L.A. 21. Jim Breech kicks 34-yard field goal at 13:59.

Nov. 8, 1992 — Cincinnati 31, CHICAGO 28. Bears win toss. Bengals force punt & drive to Bears' 18-yard line. Jim Breech kicks 36-yard FG at 6:21.

Nov. 6, 1994 — Cincinnati 20, SEATTLE 17. Bengals defense stops Seahawks twice, and Jeff Blake passes 76 yards to Darnay Scott on first down to Seahawks 7. Doug Pelfrey kicks 26-yard field goal on first down at 6:46.

Sept. 3, 1995 — Cincinnati 24, INDIANAPOLIS 21. Bengals win toss, and drive 54 yards in 6 plays to set up 47-yard Doug Pelfrey field goal at 12:24. It was the fourth overtime victory in a row for Cincinnati.

Oct. 29, 1995 — Cleveland 29, CINCINNATI 26. Browns punt, Bengals punt and Browns punt again, all with no first downs. On Bengals' second possession, Dana Hall intercepts Jeff Blake's pass and returns to Bengals' 45. Browns drive 34 yards in 6 plays, setting up Matt Stover's 28-yard FG with 8:30 left on the clock.

Oct. 6, 1996 — Houston 30, CINCINNATI 27. Bengals were unable to make a first down after getting the overtime kickoff, and Houston responded by driving 51 yards in 8 plays to win on Al Del Greco's 49-yard field goal at 10:38.

Sept. 13, 1998 — Cincinnati 34, DETROIT 28. Lions win toss and make one first down to their 40, but Bengals' Corey Sawyer intercepts Scott Mitchell pass on subsequent third down and returns it 58 yards for a touchdown with 12:54 remaining.

Dec. 2, 2001 — Tampa Bay 16, CINCINNATI 13. The Bucs won the toss and their opening drive stalled, but P Mark Royals pinned the Bengals at their 4-yard line. On the Bengals' first snap, Tampa safety John Lynch forced a fumble by Corey Dillon and recovered it at the Cincinnati 3. On the next play, Tampa Bay's Martin Gramatica kicked a 21-yard field goal with 9:54 remaining.

Dec. 30, 2001 — CINCINNATI 26, Pittsburgh 20. The Steelers won the toss and their opening drive stalled. Cincinnati had to take over at its 1-yard line after a Pittsburgh punt, but QB Jon Kitna led an 86-yard, 11-play drive to set up a 31-yard FG by Neil Rackers with 4:08 to play.

ROAD IS SWEET IN OT

Recent Bengals results have shown the home field "advantage" to be no edge at all in overtime games. The visiting team has won seven of the last eight overtime games involving Cincinnati, as well as 10 of the last 12.

In those 12 games, the Bengals are 5-0 as the overtime visitor and 2-5 as the overtime home team.

Paul Brown, who left the Cleveland Browns following the 1962 season with an NFL record of 115-49-6, seven conference titles, and three NFL championships, had the urge to get back into football. His son Mike did a study on pro football expansion and recommended Cincinnati as a potential site. In 1965, Brown met with Ohio Governor James Rhodes and the two agreed the state could accommodate a second pro football team.

1966 Fearful the Reds baseball team would leave town and feeling pressure from local businessmen pushing for a pro football franchise, Cincinnati's city council approved the construction of Riverfront Stadium.

1967 Brown's group was awarded an AFL expansion franchise. Brown called the team the Bengals, the name of Cincinnati's pro teams in the old AFL of the late 1930s. The Bengals acquired their first player late in the year when they traded two draft picks to Miami for QB John Stofa.

1968 The Bengals were awarded 40 veteran players in the allocation draft. In the college draft, they selected Tennessee center Bob Johnson as their first pick. The Bengals lost their first preseason game, 38-14, to Kansas City, before 21,682 fans at Nippert Stadium. The Bengals upset Denver, 24-10, and Buffalo, 34-23, in their first two regular-season home games. Paul Robinson led the AFL in rushing with 1,023 yards and he was named Rookie of the Year.

1969 Brown drafted quarterback Greg Cook of the Univ. of Cincinnati in the first round. The same draft also produced linebacker Bill Bergey. The Bengals jumped out to a 3-0 record, but finished 4-9-1. Brown was named AFL Coach of the Year. Bergey was honored as the AFL Defensive Rookie of the Year, and Cook won the AFL passing title.

1970 The NFL-AFL merger took place before the season, and the Bengals made their first NFL campaign a memorable one. After losing 6 of their first 7 games, they rallied to finish 8-6 and win the new AFC Central Division. In their first playoff game, they lost, 17-0, to eventual Super Bowl champion Baltimore. QB Greg Cook was forced to the injured Reserve list in training camp with a shoulder injury that would end his career, and Virgil Carter took over as the starter.

1971 The Bengals drafted QB Ken Anderson in the third round. Anderson would go on to play 16 seasons for the club and set numerous team passing records.

1972 Anderson unseated Carter as the starting QB and the Bengals won three of the last four games to finish 8-6. DT Mike Reid and WR Chip Myers were selected for the Pro Bowl.

1973 The Bengals split their first eight games, then swept their last six and won their second AFC Central Division title. Cincinnati lost to Miami, 34-16, in the AFC playoffs. Rookie Boobie Clark, who finished the year with 988 yards rushing and 45 pass receptions, was named AFC Rookie of the Year. Essex Johnson led Cincinnati with a career-high 997 yards rushing and rookie Isaac Curtis caught 45 passes.

1974 Cincinnati traded Bill Bergey to Philadelphia for two first-round draft choices and a third-round pick in 1977. Jim LeClair replaced Bergey at middle linebacker. Anderson won the NFL passing championship and completed a club-record 64.9 percent of his attempts. Cornerback Lemar Parrish led the NFL in punt returns.

1975 The Bengals opened with six straight wins and went on to post an 11-3 record, their best regular-season mark. The Bengals qualified as the AFC wild card team for the playoffs, but they lost to Oakland, 31-28, in the playoffs. Anderson won his second NFL passing championship. A serious blow was the loss of defensive tackle Mike Reid, who retired at age 26 to pursue a career in music.

1976 Brown announced his retirement after 41 seasons of coaching and named Bill Johnson, his long-time assistant, as

the successor. Brown continued to serve as the club's general manager and vice president. The Bengals acquired defensive end Coy Bacon in a trade with San Diego and drafted halfback Archie Griffin, the two-time Heisman Trophy winner from Ohio State. The Bengals won nine of their first 11 games and finished 10-4, but did not make the playoffs. Cornerback Ken Riley led the AFC with nine interceptions.

1977 A loss to Houston in the final game cost the Bengals a spot in the playoffs. The team finished with an 8-6 record.

1978 QB Ken Anderson missed the first four games with a broken bone in his right hand, and Homer Rice replaced Bill Johnson as head coach after the Bengals started 0-5. The team dipped to marks of 0-8 and 1-12 before rebounding under Rice to win the last three games. In the season finale, the Bengals blasted Cleveland, 48-16, setting series records for points and victory margin.

1979 Fullback Pete Johnson powered his way to 15 touchdowns, but the Bengals struggled to their second straight 4-12 record. After the season, former Cleveland coach Forrest Gregg was named to replace Rice as Bengals head coach.

1980 The Bengals went 6-10 and managed only 244 points, lowest in the AFC. They did upset defending Super Bowl champion Pittsburgh twice. First-round draft choice Anthony Munoz began his Hall of Fame career.

1981 The Bengals unveiled new uniforms with tiger-striped helmets, jerseys and pants. They had at least a share of the AFC Central lead the entire season and, on Dec. 13, Anderson threw two touchdown passes as the Bengals clinched the division with a 17-10 victory over the Steelers. Anderson led the NFL in passing with a 98.5 rating. On Jan. 3, the Bengals beat Buffalo, 28-21, in an AFC Divisional Playoff game. A week later, playing in their first AFC Championship Game, the Bengals defeated San Diego, 27-7, at Riverfront Stadium in a temperature of nine degrees below zero with a wind-chill factor of minus-59. In Super Bowl XVI on Jan. 24 in Pontiac, Mich., the Bengals trailed 20-0 at halftime and lost to San Francisco, 26-21.

1982 The Bengals posted a 7-2 record in a strike-shortened season to earn a postseason berth, but lost to the Jets in the first round of the playoffs, 44-17. Anderson led the AFC in passing for the fourth time as the Bengals boasted the second-best offense in the NFL.

1983 The Bengals started the season by losing six of their first seven games and finished 7-9. Despite the losing record, the Bengals claimed the top overall defense in the NFL. In the off-season, Gregg resigned as head coach and Sam Wyche was named as his replacement.

1984 Pete Johnson was traded to San Diego for running back James Brooks. The Bengals lost their first five games, then bounced back to win eight of the last 11 and force the AFC Central Division championship race into the final week of the season, only to fall a game short of Pittsburgh. Cincinnati finished 8-8.

1985 Wide receiver Isaac Curtis, a premier Bengal for 12 years, retired shortly before training camp opened. Second-year QB Boomer Esiason replaced Ken Anderson. The Bengals set a club scoring record with 441 points.

1986 Boomer Esiason passed for a team-record 3959 yards and James Brooks rushed for 1087 yards as the Bengals went 10-6, narrowly missing a playoff berth. Linebacker Reggie Williams was selected NFL Man of the Year for his efforts to charity and the community.

1987 The Bengals posted a 4-11 record in a strike-interrupted season. Individual bright spots included Jim Breech leading the AFC in scoring with 97 points, Anthony Munoz being voted to his seventh straight Pro Bowl, and nose tackle Tim Krumrie making his first Pro Bowl.

(continued)

(Bengals Chronology, continued)

1988 The Bengals brought about one of the biggest turnarounds in NFL history by rising from their 4-11 finish of 1987 to a 12-4 regular-season record. They won the AFC Central Division title, and defeated Buffalo, 21-10, for the AFC Championship on Jan. 8 (1989). On Jan. 22 (1989), they appeared in their second Super Bowl and lost, 20-16, to San Francisco when the 49ers scored a touchdown with 34 seconds remaining in the game. Coach Sam Wyche's team posted a 14-5 mark in regular and postseason play, best in the NFL. Wyche received numerous honors for his brilliant coaching and nine Bengals were selected for the Pro Bowl — QB Boomer Esiason, NT Tim Krumrie, OT Anthony Munoz, G Max Montoya, TE Rodney Holman, WR Eddie Brown, RB James Brooks, S David Fulcher and CB Eric Thomas. Esiason was voted the NFL's Most Valuable Player. In January of '88, LB Reggie Williams received the "Sportsman of the Year" award from *Sports Illustrated*. Rookie "Ickey" Woods led the Bengals in rushing with 1,066 yards.

1989 The Bengals traded their first round draft choice to Atlanta for three later selections. Hit hard by injuries throughout the season, the Bengals went 8-8 and narrowly missed a spot in the playoffs, despite outscoring the opposition 404-285.

1990 The Bengals posted a 9-7 regular-season record to win the AFC Central Division and move into the playoffs, where they defeated the Houston Oilers, 41-14, before losing to the Los Angeles Raiders, 20-10, in the second round.

1991 Paul Brown, founder of the Bengals and a member of the Pro Football Hall of Fame, died Aug. 5. The Bengals had a 3-13 season record. Dave Shula replaced Sam Wyche as head coach following the season.

1992 The Bengals had a 5-11 record, but Harold Green rushed for 1,170 yards and was selected to play in the Pro Bowl. All-Pro OT Anthony Munoz played his final game.

1993 Quarterback Boomer Esiason was traded to the New Jets for a third-round draft choice. The young Bengals lost their first 10 games before defeating the Raiders. Cincinnati then had wins over the Rams and Falcons in the final weeks of the season to finish 3-13.

1994 The Bengals lost their first eight games of the season. With quarterbacks David Klingler and Erik Wilhelm sidelined with injuries, third-string QB Jeff Blake started in Game 8 against two-time defending Super Bowl champion Dallas and nearly pulled off an upset before losing, 23-20. Blake kept his starting role for the rest of the season, passing for 2154 yards and 14 TDs. The Bengals finished 3-13.

1995 The Bengals traded up in the draft's first round for the first time, and selected Penn State RB Ki-Jana Carter with the No. 1 overall pick, obtained from Carolina. Carter suffered a knee injury in the third preseason game and missed his entire rookie season. Nonetheless, the Bengals made a dramatic improvement over the previous four years, going 7-9 with five losses by just three points each. QB Jeff Blake, WR Carl Pickens and PK Doug Pelfrey posted record Bengal seasons, and Blake and Pickens went on to start in the Pro Bowl.

1996 On March 19, Hamilton County voters approved a half-cent sales tax increase to fund two new stadiums, taking a major step to ensure the Bengals' future in Cincinnati. The team lost six of its first seven games, but Cincinnati's fortunes took a U-turn after offensive coordinator Bruce Coslet was promoted to head coach Oct. 21, replacing Dave Shula. Coslet directed the team to a 7-2 finish, including a 5-0 mark at Cinergy Field, and the final 8-8 record was Cincinnati's first 500-or-better season since 1990. The defense set a team record with 34 interceptions, and CB Ashley Ambrose was named a Pro Bowl starter along with WR Carl Pickens, who caught 100 passes to break his own team reception record.

1997 The Bengals and Hamilton County officials reached agreement on a western riverfront site for a new football stadium, and on May 29, team president Mike Brown signed a lease committing the team through 2026. The team and the county declined to sell naming rights, christening the facility Paul Brown Stadium in honor of the Bengals' founder. The team held training camp in a new complex at Georgetown (Ky.) College, ending its 29-year arrangement at Wilmington (Ohio) College. On the field, the team suffered a 1-7 start but rallied to go 6-2 in the second half and finish 7-9. Rookie HB Corey Dillon rushed for 1129 yards, third-most in club history, and his 246-yard effort vs. Tennessee on Dec. 4 broke Jim Brown's 40-year-old NFL single-game rookie record. Boomer Esiason started the last five games at QB and posted a 106.9 passer rating for the season.

1998 Demolition work for Paul Brown Stadium began early in the year, and official groundbreaking for the new facility was held April 25. HB Corey Dillon rushed for 1130 yards, third-most in team history, and became the first Bengal to top the 1000-yard rushing mark in each of his first two seasons.

1999 Throughout the year, work continued on Paul Brown Stadium, the team's new, state-of-the-art home on the Cincinnati riverfront. But the final season at Cinergy Field was not a success, as the team endured a 1-10 start before rallying to win three of its last five for a 4-12 finish. Corey Dillon rushed his way to the Pro Bowl with 1200 yards, second-most in team history. Kickoff returner Tremaine Mack also made the Pro Bowl, leading the AFC with a club-record average of 27.1 yards per return.

2000 The Paul Brown Stadium era began on Aug. 19, as the Bengals christened Cincinnati's new football showplace with a 24-20 preseason win over the Chicago Bears. WR Peter Warrick scored the first Bengals points in PBS on a 14-yard end-around run in the first quarter. In the stadium's Grand Opening regular-season game Sept. 10 vs. Cleveland, a Cincinnati sports record crowd of 64,006 turned out, but the Browns won the game, 24-7. Rookie WR Ron Dugans scored the first Bengals regular-season points in PBS on a 4-yard TD pass from Akili Smith. The Bengals drew four other crowds which exceeded the pre-PBS record for a sports crowd in Cincinnati, but the Browns game stood as the new record. On Sept. 25, following an 0-3 start to the season, Bruce Coslet resigned as head coach and was replaced by assistant head coach/defensive coordinator Dick LeBeau. The team finished 4-9 under LeBeau, including 4-6 in the final 10 games and a 2-2 mark in the final four. On Dec. 20, LeBeau signed a multi-year contract to begin in 2001. LeBeau's first victory, on Oct. 22 vs. Denver, featured an NFL-record 278 rushing yards by Corey Dillon, who went on to set a Bengals record of 1435 yards for the season, earning his second straight trip to the Pro Bowl.

2001 In his first full season as Bengals head coach, Dick LeBeau fashioned a two-game improvement over the previous season with a 6-10 record. It was the Bengals' most wins since 1997. The team displayed a foundation for the future in a young defense that ranked No. 9 in the NFL, the club's highest rank since 1989. HB Corey Dillon led the offense with 1315 rushing yards, second-most in team history — behind his own 1435 total of the year before — and Dillon moved to within 238 yards of James Brooks for the all-time team rushing lead. Security procedures at Paul Brown Stadium were significantly increased in response to the Sept. 11 terrorist attacks in New York and Washington, but the full home schedule was played without incident. On Oct. 14, the Bengals re-set their own record for the largest crowd ever at a Cincinnati sports event, as 64,217 watched Cincinnati defeat Cleveland, 24-14. Due to the terrorist attacks, the Bengals' Sept. 16 game at Tennessee was postponed, and the season was extended a week to allow postponed games to be played the weekend of Jan. 6 (2002).

Anthony Munoz puts Bengals stamp on Pro Football Hall of Fame



Anthony Munoz, an athletically gifted giant who defined the art of playing offensive tackle in the National Football League, is the first primary Bengals player to gain entry to the Pro Football Hall of Fame. Munoz was inducted, along with four other players, on Aug. 1, 1998, at the Hall of Fame in Canton, Ohio.

Munoz chose his son, Michael, as his presenter for the Hall of Fame induction ceremony. Munoz and his wife, DeDe, also have a daughter, Michelle.

1998 was the first year of Hall eligibility for Munoz, whose final NFL season was 1992 with the Bengals. Including the 2002 class, only 25 percent of Hall inductees have had the honor of first-ballot election (54 of 216).

"Anthony's induction was very gratifying to our organization and to all of our fans," said Mike Brown, Bengals president. "It was particularly so because the selectors recognized Anthony as a truly special player and person who deserved election on his first try. During his playing days, no one in the NFL was better. It's justifiable to consider him as the best offensive lineman ever, and he has conducted his personal and family life in a way that is a great credit to the Bengals and the NFL."

Munoz' off-field efforts earned him the NFL's prestigious Man of the Year Award in 1991.

Munoz was a consensus All-American at the University of Southern California, and the Bengals claimed him with the third overall pick in the 1980 draft, despite the fact some teams considered him damaged goods due to past knee surgery. The move turned out as the best draft gamble in franchise history, as Munoz went on to play 13 Bengals seasons (1980-92), including 11 seasons (1981-91) in

which he was chosen for the AFC-NFC Pro Bowl game. At the time of his retirement (1992), that was the most selections of any player in NFL history. He earned All-Pro honors every season from 1981-91.

Munoz played for the Bengals in each of their Super Bowl appearances, as a second-year player in Super Bowl XVI and as a ninth-year veteran in Super Bowl XXIII.

In 1994, he was one of three offensive tackles named to the NFL's official 75th Anniversary Team. He joined his fellow tackles from that 75th Anniversary Team — Forrest Gregg and Roosevelt Brown — in the Hall of Fame.

Munoz' exceptional agility and athleticism is reflected by his entry line in the Bengals' all-time pass receiving statistics. He caught seven passes, playing as a tackle-eligible, and four of those catches were for touchdowns.

In six of his 13 Bengals seasons, Munoz earned at least one major award as NFL Offensive Lineman of the Year. One award citation, issued by NFL Alumni, reads: "The NFL has three levels of offensive linemen. The bottom rung is for players aspiring to make the

Pro Bowl. The next step is for those who have earned all-star status. Then there's Anthony Munoz. He's alone at the top, a sure Hall of Famer."

Though there are Hall of Fame members with some Hispanic ancestry, Munoz is generally considered the first player of primarily Hispanic background to gain entry to the Hall. Munoz was born in Ontario, Calif. His parents also are native Californians, and his grandparents were born in Chihuahua, Mexico.

One other Hall of Fame player, wide receiver Charlie Joiner, has a Bengals connection. But Joiner played the majority of his NFL career with the San Diego Chargers. Paul Brown, founder of the Bengals and the Cleveland Browns, also is in the Hall of Fame, but was inducted before the Bengals' first season.

The other 1998 Hall of Fame inductees were defensive back Paul Krause, wide receiver Tommy McDonald, center Dwight Stephenson and linebacker Mike Singletary.



Peter Brinkman/NFL Photos

WHAT THEY'VE SAID ABOUT ANTHONY MUNOZ

- **Ritter Collett**, *Dayton Daily News* columnist: "Anthony Munoz is one of those rare athletes you wish could go on playing forever. Not just because he may be as fine a tackle as ever played in the NFL. Tackles come and go. Quality human beings who put more back into society than they take out are something else."
- Former Bengals head coach **Forrest Gregg**, recalling a pre-draft workout in 1980: "I was pass-rushing him. I put a couple of moves on him and thought I had him set up. But he just jammed me with that big right paw, and I landed right on my rear. I didn't need any more. Right then, I knew we would take him in the draft if he was available. He apologized for knocking me down, but I said, 'Son, don't worry. It was a great move.'"
- **Jim McNally**, Bengals offensive line coach, 1980-94: "The key word is 'athlete.' In the offensive line, you see a lot of guys who are big and strong and fine players, but they're not great athletes. Anthony is a great athlete."
- **Joe Walter**, Bengals OT, 1985-97: "Anthony played great every Sunday for 13 years. Every Monday, I was in the film room, watching him. It was awesome."

CINCINNATI PRO FOOTBALL HISTORY

Cincinnati was home to two other football teams in the National Football League prior to the present-day Bengals.

One of the teams, known as the Cincinnati Celts, was a member of the NFL — then known as the American Professional Football Association — in the league's second season in 1921. That team finished with a 1-3-0 record in their only season.

In 1933, the NFL granted the city another franchise, this time called the Cincinnati Reds. They competed in the league for two seasons before folding. The Reds finished with a 3-6-1 record and fourth place in the league's Western Division in 1933. In 1934, they lost their first eight games before suspending operations. The St. Louis Gunners, an independent team, joined the NFL by buying the Cincinnati franchise and went 1-2 the last three weeks of the season.

It was a third team, however — one which was not a member of the NFL — that eventually proved to be the closest link to today's modern-era team.

In 1937, a team known as the Cincinnati Bengals was formed as a member of the rival American Football League. It was that team's nickname which was later adopted by today's NFL franchise.

The 1937 Bengals finished with a 2-4-2 record in their first year, but the AFL folded after the season. The Bengals

continued as an independent team in 1938, playing three NFL teams that year. They beat the Chicago Bears, 17-13, and the Pittsburgh Pirates, 38-0, and tied the Chicago Cardinals, 7-7.

In 1939, the Bengals joined a new AFL, finishing in second place with a 6-2 record. But again, the league folded after the season.

Once again in 1940, another new AFL emerged, and again the Bengals joined. They recorded 1-7-0 and 1-5-2 marks in 1940 and 1941, respectively. That AFL suffered the fate of the two AFLs before it, folding after the 1941 season as the United States entered World War II. Only this time, the Bengals folded along with it.

Pro football returned to Cincinnati 26 years later, in 1967, when Paul Brown headed an ownership group which landed an expansion franchise in the modern-era American Football League. Brown, a Pro Football Hall of Famer who founded and coached the Cleveland Browns from 1946-62, picked the name Bengals for the new team "to give it a link with past professional football in Cincinnati."

Hundreds of names were suggested by fans in an effort to name the new Cincinnati team, the most popular being Buckeyes. It was rejected to avoid confusion with the Ohio State Buckeyes.

The Bengals began play in the AFL in 1968. The AFL merged with the NFL in 1970.



1938 Cincinnati Bengals

Front row (left to right): 65-Tarz Carlson, 84-Bud Payne, 60-Cole Wilging, 85-Sig Sigillo, 55-Freddy Wunderlich, 69-Joe Kruse, 14-Blond Blizzard Owen, 80-Norm Cable, 41-Irish Pavkov, 54-Horse Chesney, 64-Pat Howlett, 51-Tiger Martinovich.

Back row: 70-Homer Reynolds, 72-Jug Brown, 75-King Bernard, 73-Socko Wiethe, 88-Bumper McPhail, 61-Earl Warwick, 83-Connie Mack Berry, 81-Phil Bucklew, 82-Bill Muellner, 52-Russ Sweeney, 87-Wild Bill Gerdes, 86-Turk Russ, Coach Dana M. King.

DOUBLING UP

Twice in Bengals history, a Cincinnati player has managed 100-plus yards both rushing and receiving on the same day. HB **Essex Johnson** was the first, rushing for 121 yards on 21 carries and getting 116 yards on 2 receptions on Sept. 30, 1973 at San Diego. He stood alone in the category until Dec. 7, 1986, when HB **James Brooks** burned the Patriots at New England for 163 yards on 18 rushes and 101 yards on 6 receptions. Cincinnati won both games.

Bengals opponents also have managed double 100-yard performances twice, and Cincinnati lost both of those games. On Nov. 23, 1975, Cleveland HB **Greg Pruitt** had 121 yards on 17 rushes and 106 yards on 7 receptions vs. Cincinnati at Cleveland Stadium. On Sept. 22, 1985, San Diego RB **Lionel James** became the only NFL player to record dual 100s at Riverfront Stadium (later renamed Cinergy Field). James had 127 yards on 12 rushes and 118 yards on 5 receptions.

BENGALS IN SUPER BOWL XVI

San Francisco 26, Bengals 21

Jan. 24, 1982, at Pontiac Silverdome

Coach Forrest Gregg's Bengals outgained San Francisco by 81 yards (356-275), marking the first time in the game's history the losing team led in yardage. Cincinnati QB Ken Anderson set Super Bowl records (since surpassed) for completions (25) and completion percentage (73.5), and Anderson's 300 passing yards nearly doubled the 157 by Joe Montana of the 49ers. But Cincinnati suffered four turnovers to San Francisco's one, and three of those giveaways led to 17 first-half points for the 49ers, who led 20-0 at intermission.

Leading 20-7, the 49ers staged a memorable goal-line stand late in the third quarter, stopping the Bengals for no gain on three straight plays from the one-yard line. The Bengals still closed the gap to 20-14 with 10:06 left in the fourth quarter, but the 49ers moved to a 26-14 lead on two Ray Wersching field goals before the Bengals crept within 26-21 on the game's second Anderson-to-Dan Ross TD pass with 16 seconds to play. Dwight Clark's recovery of a Bengals onside kick sealed the victory for San Francisco.

San Francisco	7	13	0	6	—	26
Cincinnati	0	0	7	14	—	21

TEAM	SCORING PLAY	QTR-LEFT
SF	J. Montana 1 run (R. Wersching kick)	1-5:52
SF	E. Cooper 11 pass from J. Montana (R. Wersching kick)	2-6:53
SF	R. Wersching FG 22	2-0:15
SF	R. Wersching FG 26	2-0:02
CIN	K. Anderson 5 run (J. Breech kick)	3-11:25
CIN	D. Ross 4 pass from K. Anderson (J. Breech kick)	4-10:06
SF	R. Wersching FG 40	4-5:25
SF	R. Wersching FG 23	4-1:57
CIN	D. Ross 3 pass from K. Anderson (J. Breech kick)	4-0:16

Missed FG: None. Attendance: 81,270. Time: 3:21.

	SAN FRANCISCO	CINCINNATI
First Downs	20	24
Total Net Yards	275	356
Net Yards Rushing	127	72
Net Yards Passing	148	284
Sacks Against-Yards Lost	1-9	5-16
Passes-Completions-Interceptions	22-14-0	34-25-2
Punts-Avg. Yards	4-46.3	3-43.7
Penalties-Yards	8-65	8-57
Fumbles-Lost	2-1	2-2
Time of Possession	32:13	27:47

RUSHING									
49ERS	Att	Yds	Lg	TD	BENGALS	Att	Yds	Lg	TD
R.Patton	17	55	10	0	P.Johnson	14	36	5	0
E.Cooper	9	34	14	0	C.Alexander	5	17	13	0
J.Montana	6	18	7	1	K.Anderson	4	15	6	1
B.Ring	5	17	7	0	A.Griffin	1	4	4	0
J.Davis	2	5	4	0					
D.Clark	1	-2	-2	0					

PASSING									
49ERS	Att Cmp Yds TD-1				BENGALS	Att Cmp Yds TD-1			
J.Montana	22	14	157	1-0	K.Anderson	34	25	300	2-2

	RECEIVING					RECEIVING			
49ERS	No	Yds	Lg	TD	BENGALS	No	Yds	Lg	TD
F. Solomon	4	52	20	0	D. Ross	11	104	16	2
D. Clark	4	45	17	0	C. Collinsworth	5	107	49	0
E. Cooper	2	15	11	1	I. Curtis	3	42	21	0
M. Wilson	1	22	22	0	S. Kreider	2	36	19	0
C. Young	1	14	14	0	P. Johnson	2	8	5	0
R. Patton	1	6	6	0	C. Alexander	2	3	3	0
B. Ring	1	3	3	0					

49ERS	INTERCEPTIONS				BENGALS	INTERCEPTIONS			
	No	Yds	Lg	TD		No	Yds	Lg	TD
D.Hicks	1	27	27	0	none				
E.Wright	1	25	25	0					

BENGALS IN SUPER BOWL XXIII

San Francisco 20, Bengals 16

Jan. 22, 1989, at Joe Robbie Stadium

Commissioner Pete Rozelle termed it the most exciting of the first 23 games in Super Bowl history, and the result regained some respect for the AFC, which had lost the last four games by an average of more than 27 points. But the dominant emotion of the day still was heartbreak for coach Sam Wyche's underdog Bengals, who took a 16-13 lead with 3:20 to play on Jim Breech's 40-yard field goal before succumbing to a 92-yard, 11-play TD drive led by San Francisco QB Joe Montana. John Taylor's game-winning 10-yard TD pass from Montana came with just 34 seconds remaining. Never before had a Super Bowl been won on a TD so late in the game.

The teams were tied 3-3 at halftime, tied again at 6-6 late in the third quarter, and then swapped touchdowns in quick succession. A 93-yard kickoff return by Cincinnati's Stanford Jennings was countered by a four-play San Francisco TD drive. The third of Breech's three field goals gave Cincinnati its third lead of the day before Montana's final heroics saved the day for San Francisco. The victory made San Francisco the first NFC team to win three Super Bowls.

Cincinnati	0	3	10	3	—	16
San Francisco	3	0	3	14	—	20

TEAM	SCORING PLAY	QTR-LEFT
SF	M. Cofer FG 41	1-3:14
CIN	J. Breech FG 34	2-1:15
CIN	J. Breech FG 43	3-5:39
SF	M. Cofer FG 32	3-0:50
CIN	S. Jennings 93 kickoff return (J. Breech kick)	3-0:34
SF	J. Rice 14 pass from J. Montana (M. Cofer kick)	4-14:03
CIN	J. Breech FG 40	4-3:20
SF	J. Taylor 10 pass from J. Montana (M. Cofer kick)	4-0:34

Missed FG: M. Cofer (SF) 19 L, 49 R. Attendance: 75,129. Time: 3:24.

	CINCINNATI	SAN FRANCISCO
First Downs	13	23
Total Net Yards	229	451
Net Yards Rushing	108	112
Net Yards Passing	123	339
Sacks Against-Yards Lost	5-21	4-18
Passes-Completions-Interceptions	25-11-1	36-23-0
Punts-Avg. Yards	5-44.2	4-37.0
Penalties-Yards	7-65	4-32
Fumbles-Lost	1-0	4-1
Time of Possession	32:43	27:17

	RUSHING								
BENGALS	Att	Yds	Lg	TD	49ERS	Att	Yds	Lg	TD
I. Woods	20	79	10	0	R. Craig	17	71	13	0
J. Brooks	6	24	11	0	T. Rathman	5	23	11	0
S. Jennings	1	3	3	0	J. Montana	4	13	11	0
B. Esiason	1	0	0	0	J. Rice	1	5	5	0

PASSING									
BENGALS	Att	Cmp	Yds	TD-1	49ERS	Att	Cmp	Yds	TD-1
B.Esiason	25	11	144	0-1	J.Montana	36	23	357	2-0

RECEIVING									
BENGALS	No	Yds	Lg	TD	49ERS	No	Yds	Lg	TD
E. Brown	4	44	17	0	J. Rice	11	215	44	1
C. Collinsworth	3	40	23	0	R. Craig	8	101	40	0
T. McGee	2	23	18	0	J. Frank	2	15	8	0
J. Brooks	1	20	20	0	T. Rathman	1	16	16	0
I. Hillary	1	17	17	0	J. Taylor	1	10	10	1

		INTERCEPTIONS						INTERCEPTIONS			
BENGALS	No	Yds	Lg	TD	49ERS	No	Yds	Lg	TD		
none					B. Romanowski	1	0	0	0		

TEAM HISTORY

USUAL STARTERS

OFFENSE		DEFENSE	
SE	Warren McVea,	LE	Jim Griffin
ST	Saint Saffold	LD	Andy Rice
LT	Ernie Wright	RD	Bill Staley
LG	Dave Middendorf	RE	Harry Gunner
C	Bob Johnson	LLB	Al Beauchamp
RG	Pat Malson	MLB	Sherrill Heidrick
RT	Howard Fest	RLB	Frank Buncom
TE	Bob Trumphy	LHB	Fletcher Smith
FL	Rob Sherman	RHB	Charles King
QB	John Stola	LS	Jess Phillips
RB	Paul Robinson	RS	Bobby Hunt
RB	Tom Smiley		

Bengals Opponents

Sherman	1	3	3.0	3	0
Stola	10	1	0.1	13	0
Trumpy	1	-1	-1.0	-1	0
Bengals	421	1807	4.3	871	14
Opponents	473	2097	4.4	37	13
RECEIVING	No	Yds	Avg	37	TD
Trumpy	37	639	17.3	80	3
Sherman	31	374	12.1	27	1
Robinson	24	128	5.3	68	1
McVea	21	264	12.6	55	2
Smitley	19	86	4.5	17	0
Saffold	16	172	10.8	25	0
Herock	6	75	12.5	22	0
Lamb	4	77	19.3	60	0
Banks	4	15	3.8	13	1
White	2	18	9.0	11	0
E. Johnson	1	33	33.0	33	0
Peterson	1	10	10.0	10	0
Wyche	1	5	5.0	5	0
Bengals	167	1896	11.4	801	8
Opponents	212	2903	13.7	58	25

1	2	3	4	Tot
---	---	---	---	-----

INTERCEPTIONS	No	Yds	Avg	Lg	TD
Phillips	2	26	13	25	0

Phillips	3	26	8.7	23	0
Beauchamp	2	35	17.5	18	1
King	1	32	32.0	22	1

King	1	32	32.0	32.1	1
Gunner	1	20	20.0	20	0
Smith	1	16	16.0	16	0
Hunt	1	15	15.0	15	0
Headrick	1	0	0.0	0	0
Bengals	10	144	14.4	32t	2
Opponents	11	79	7.2	21	0

	C _{mp}	Y _d
1	0.000	0.000
2	0.000	0.000
3	0.000	0.000
4	0.000	0.000
5	0.000	0.000
6	0.000	0.000
7	0.000	0.000
8	0.000	0.000
9	0.000	0.000
10	0.000	0.000
11	0.000	0.000
12	0.000	0.000
13	0.000	0.000
14	0.000	0.000
15	0.000	0.000
16	0.000	0.000
17	0.000	0.000
18	0.000	0.000
19	0.000	0.000
20	0.000	0.000
21	0.000	0.000
22	0.000	0.000
23	0.000	0.000
24	0.000	0.000
25	0.000	0.000
26	0.000	0.000
27	0.000	0.000
28	0.000	0.000
29	0.000	0.000
30	0.000	0.000
31	0.000	0.000
32	0.000	0.000
33	0.000	0.000
34	0.000	0.000
35	0.000	0.000
36	0.000	0.000
37	0.000	0.000
38	0.000	0.000
39	0.000	0.000
40	0.000	0.000
41	0.000	0.000
42	0.000	0.000
43	0.000	0.000
44	0.000	0.000
45	0.000	0.000
46	0.000	0.000
47	0.000	0.000
48	0.000	0.000
49	0.000	0.000
50	0.000	0.000
51	0.000	0.000
52	0.000	0.000
53	0.000	0.000
54	0.000	0.000
55	0.000	0.000
56	0.000	0.000
57	0.000	0.000
58	0.000	0.000
59	0.000	0.000
60	0.000	0.000
61	0.000	0.000
62	0.000	0.000
63	0.000	0.000
64	0.000	0.000
65	0.000	0.000
66	0.000	0.000
67	0.000	0.000
68	0.000	0.000
69	0.000	0.000
70	0.000	0.000
71	0.000	0.000
72	0.000	0.000
73	0.000	0.000
74	0.000	0.000
75	0.000	0.000
76	0.000	0.000
77	0.000	0.000
78	0.000	0.000
79	0.000	0.000
80	0.000	0.000
81	0.000	0.000
82	0.000	0.000
83	0.000	0.000
84	0.000	0.000
85	0.000	0.000
86	0.000	0.000
87	0.000	0.000
88	0.000	0.000
89	0.000	0.000
90	0.000	0.000
91	0.000	0.000
92	0.000	0.000
93	0.000	0.000
94	0.000	0.000
95	0.000	0.000
96	0.000	0.000
97	0.000	0.000
98	0.000	0.000
99	0.000	0.000
100	0.000	0.000

KICKOFF RETURNS	No	Yds	Avg	Lg	TD
McVea	14	310	22.1	30	0
E. Johnson	14	266	19.0	31	0
Banks	6	106	17.7	24	0
Williams	5	112	22.4	33	0
Spiller	5	91	18.2	28	0
Peterson	3	80	26.7	30	0
Robinson	3	58	19.3	22	0
Phillips	1	23	23.0	23	0
McClure	1	11	11.0	11	0
Randall	1	11	11.0	11	0
Saffold	1	0	0.0	0	0
Bengals	54	1068	19.8	33	0
Opponents	40	977	24.4	100†	1
FIELD GOALS	1-19	20-29	30-39	40-49	50+
Livingston	4-6	5-7	3-6	1-6	0-1
Sherman	0-0	0-0	0-1	0-0	0-0
Bengals	4-6	5-7	3-7	1-6	0-1

Livingston: (35G, 22G) (49G, 43N) (30B, 32N,
11G, 39G) (41N, 21G, 37N) (44N, 52N) (15G)
(19N) (49N, 37G) (28G, 42N, 16N) (29G, 23G,
16G, 28B, 27N) (12G) (-) (-) (-). **Sherman:** (-)
(-) (-) (-) (-) (-) (-) (-) (-) (-) (-) (-) (-) (-) (-)

.....

1969 FINAL STATISTICS (4-9-1)

Date	W/L	Score	Opponent	Att.
Sept. 14	W	27-21	Miami	25,335
Sept. 21	W	34-20	San Diego	26,243
Sept. 28	W	24-19	Kansas City	27,812
Oct. 4	L	14-21	at San Diego	52,748
Oct. 12	L	7-21	N.Y. Jets	27,927
Oct. 19	L	23-30	Denver	27,920
Oct. 26	L	22-42	at Kansas City	50,934
Nov. 2	W	31-17	Oakland	27,927
Nov. 9	T	31-31	at Houston	45,298
Nov. 16	L	14-25	Boston	25,913
Nov. 23	L	7-40	at N.Y. Jets	62,128
Nov. 30	L	13-16	at Buffalo	35,122
Dec. 7	L	17-37	at Oakland	54,427
Dec. 14	L	16-27	at Denver	42,198

TEAM STATISTICS	Bengals	Opponents
TOTAL FIRST DOWNS	172	278
Rushing	66	135
Passing	95	130
Penalty	11	13
TOTAL NET YARDS	3868	5337
Avg. Per Game	276.3	381.2
Total Plays	728	935
Avg. Per Play	5.3	5.7
NET YARDS RUSHING	1523	2651
Avg. Per Game	108.8	189.4
Total Rushes	363	523
NET YARDS PASSING	2345	2686
Avg. Per Game	167.5	191.9
Sacked-Yards Lost	57-375	16-180
Gross Yards	2720	2866
Att.-Completions	308-163	396-205
Completion Pct.	52.9	51.8
Had Intercepted	15	21
PUNTS-AVG.	85-38.8	55-41.4
PENALTIES-YARDS	50-556	72-824
FUMBLES-BALL LOST	30-25	19-16
TOUCHDOWNS	33	42
Rushing	10	13
Passing	22	24
Returns	1	5

Score by Periods	1	2	3	4	Total
Bengals	48	92	72	68	280
Opponents	78	130	68	91	367

SCORING	TD	Ru	Rc	Rt	PAT	FG	S	TP
Muhlmann	0	0	0	0	32-33	16-24	0	80
Trumpy	9	0	9	0	—	—	0	54
Crabtree	7	0	7	0	—	—	0	42
Robinson	4	4	0	0	—	—	0	24
Thomas	4	1	3	0	—	—	0	24
Phillips	3	3	0	0	—	—	0	18
Myers	2	0	2	0	—	—	0	12
Cook	1	1	0	0	—	—	0	6
Coslet	1	0	1	0	—	—	0	6
Gunner	1	0	0	1	—	—	0	6
Wyche	1	1	0	0	—	—	0	6
TEAM	0	0	0	0	—	—	1	2

Bengals 33 10 22 1 32-33 16-24 1 280

Opponents 42 13 24 5 41-42 24-46 1 367

Two-point conversions: None, Bengals 0-0;

Opponents 0-0.

PASSING	Att	Cmp	Yds	Cmp %	Yds/Att	TD	INT	Sack-Lost	Rat
Cook	197	106	1854	53.8	9.41	15	7.6	11	5.6
Wyche	108	54	838	50.0	7.76	7	6.5	4	3.7
Livingston	2	2	15	100.0	7.50	0	0.0	0	0.0
Gehrke	1	1	13	100.0	13.00	0	0.0	0	0.0
Bengals	308	163	2720	52.9	8.83	22	7.1	15	4.9
Opponents	396	205	2866	51.8	7.24	24	6.1	21	5.3

USUAL STARTERS

OFFENSE	DEFENSE
WR Eric Crabtree	LE Royce Berry
LT Ernie Wright	LDT Andy Rice
LG Ernie Park	RDT Bill Staley
C Bob Johnson	RE Steve Chomyszak
RG Pat Matson	LLB Al Beauchamp
Guy Dennis	MLB Bill Bergey
RT Howard Fest	RLB Bill Peterson
TE Bob Trumpy	LCB Fletcher Smith
WR Speedy Thomas	RCB Ken Riley
QB Greg Cook	LS Al Coleman
RB Paul Robinson	RS Bobby Hunt
RB Jess Phillips	

KICKOFF RETURNS	No	Yds	Avg	Lg	TD
E. Johnson	16	362	22.6	51	0
Riley	14	334	23.9	40	0
Guillory	8	170	21.3	28	0
Robinson	5	168	33.6	74	0
Lamb	5	64	12.8	19	0
Phillips	3	52	17.3	29	0
Turner	3	15	5.0	13	0
Gunner	1	0	0.0	0	0
Bengals	55	1165	21.2	74	0
Opponents	39	1065	27.3	105	1

FIELD GOALS	1-19	20-29	30-39	40-49	50+
Muhlmann	6-6	5-5	3-4	1-3	1-6
Bengals	6-6	5-5	3-4	1-3	1-6

FIELD GOAL ATTEMPTS BY GAME:
Muhlmann: (21G, 21G) (17G, 59B, 50N, 23G) (38G) (50B) (51N, 47N) (10G) (35G, 27G) (16G, 37N) (18G) (55N) (-) (16G, 45N, 26G) (50G) (30G, 14G, 43G).

RECEIVING	No	Yds	Avg	Lg	TD
Crabtree	40	855	21.4	73	7
Trumpy	37	835	22.6	80	9
Thomas	33	481	14.6	62	3
Robinson	20	104	5.2	25	0
Phillips	13	128	9.8	31	0
Myers	10	205	20.5	50	2
Turner	5	14	2.8	8	0
Riley	2	15	7.5	17	0
T. Smith	1	41	41.0	41	0
Coslet	1	39	39.0	39	1
E. Johnson	1	3	3.0	3	0
Bengals	163	2720	16.7	80	22
Opponents	205	2866	14.0	71	24

INTERCEPTIONS	No	Yds	Avg	Lg	TD
F. Smith	4	67	16.8	29	0
Hunt	4	66	16.5	27	0
Riley	4	66	16.5	66	0
Peterson	4	23	5.8	17	0
Bergey	2	62	31.0	58	0
Gunner	1	70	70.0	70	1
Beauchamp	1	8	8.0	8	0
Guillory	1	0	0.0	0	0
Bengals	21	362	17.2	70	1
Opponents	15	239	16.0	53	0

PUNTING	No	Yds	Avg	TB	Lg	B
Livingston	70	2769	39.6	5	55	1
Swanson	12	459	38.3	1	55	0
Muhlmann	2	38	19.0	0	38	1
Lamb	1	29	29.0	0	29	0
Bengals	85	3295	38.8	6	55	2
Opponents	55	2275	41.4	-	57	-

PUNT RETURNS	Ret	FC	Yds	Avg	Lg	TD
E. Johnson	17	6	85	5.0	17	0
Thomas	4	3	15	3.8	12	0
Coleman	1	0	0	0.0	0	0
Guillory	1	0	0	0.0	0	0
King	0	0	35	-	35	0
Gehrke	0	1	0	-	0	0
Bengals	23	10	135	5.9	35	0
Opponents	39	-	297	7.6	-	0

*Lateral

1970 FINAL STATISTICS (8-6-0)

USUAL STARTERS

Date	W/L	Score	Opponent	Alt.
Sept. 20	W	31-21	Oakland	56,616
Sept. 27	L	3-38	at Detroit	58,202
Oct. 4	L	13-20	Houston	55,094
Oct. 11	L	27-30	at Cleveland	83,520
Oct. 18	L	19-27	Kansas City	57,265
Oct. 25	L	0-20	at Washington	50,415
Nov. 2	L	10-21	at Pittsburgh	38,968
Nov. 8	W	43-14	at Buffalo	43,587
Nov. 15	W	14-10	Cleveland	60,007
Nov. 22	W	34-7	Pittsburgh	59,276
Nov. 29	W	26-6	New Orleans	59,342
Dec. 6	W	17-14	at San Diego	41,461
Dec. 13	W	30-20	at Houston	34,435
Dec. 20	W	45-7	Boston	60,157

TEAM STATISTICS	Bengals	Opponents
TOTAL FIRST DOWNS	210	236
Rushing	100	87
Passing	97	131
Penalty	13	18
TOTAL NET YARDS	3927	4178
Avg. Per Game	280.5	298.4
Total Plays	831	874
Avg. Per Play	4.7	4.8
NET YARDS RUSHING	2057	1543
Avg. Per Game	146.9	110.2
Total Rushes	461	418
NET YARDS PASSING	1870	2635
Avg. Per Game	133.6	188.2
Sacked-Yards Lost	31-227	28-250
Gross Yards	2097	2885
Att.-Completions	339-172	428-209
Completion Pct.	50.7	48.8
Had Intercepted	11	23
PUNTS-AVG.	79-46.2	80-43.8
PENALTIES-YARDS	71-831	81-784
FUMBLES-BALL LOST	22-12	28-16
TOUCHDOWNS	34	31
Rushing	16	11
Passing	12	18
Returns	6	2

Score by Periods	1	2	3	4	Total
Bengals	56	111	85	60	312
Opponents	49	82	52	72	255

SCORING	TD	Ru	Rc	Rt	PAT	FG	S	TP
Muhlmann	0	0	0	0	33-33	25-37	0	108
Robinson	7	6	1	0	-	-	0	42
Phillips	5	4	1	0	-	-	0	30
E. Johnson	4	2	2	0	-	-	0	24
Parrish	3	0	0	3	-	-	0	18
Berry	2	0	0	2	-	-	0	12
Carter	2	2	0	0	-	-	0	12
Crabtree	2	0	2	0	-	-	0	12
Thomas	2	0	2	0	-	-	0	12
Trumpy	2	0	2	0	-	-	0	12
Wyche	2	2	0	0	-	-	0	12
Beauchamp	1	0	0	1	-	-	0	6
Costel	1	0	1	0	-	-	0	6
Myers	1	0	1	0	-	-	0	6
Bengals	34	16	12	6	33-34	25-37	0	312
Opponents	31	11	18	2	31-31	12-24	1	255

PASSING	Att	Cmp	Yds	Cmp %	Yds/Att	TD	%	INT	%	Sack-Lost	Rat
Carter	278	143	1647	51.4	5.92	9	3.2	561	21-154	66.9	
Wyche	57	26	411	45.6	7.21	3	5.3	2	3.5	10-73	73.1
Lewis	4	3	39	75.0	9.75	0	0.0	0	0.0	18	105.2
Bengals	339	172	2097	50.7	6.19	12	3.5	11	3.2	561	31-227
Opponents	428	209	2885	48.8	6.74	18	4.2	23	5.4	871	28-250

RUSHING	No	Yds	Avg	Lg	TD
Phillips	163	648	4.0	761	4
Robinson	149	622	4.2	261	6
E. Johnson	65	273	4.2	26	2
Carter	34	246	7.2	73	2
Wyche	19	118	6.2	23	2
Dressler	18	77	4.3	17	0
Lamb	6	35	5.8	16	0
Crabtree	3	23	7.7	16	0
Lewis	2	8	4.0	7	0
Thomas	2	7	3.5	13	0
Bengals	461	2057	4.5	761	16
Opponents	418	1543	3.7	36	11

RECEIVING	No	Yds	Avg	Lg	TD
Myers	32	542	16.9	561	1
Phillips	31	124	4.0	17	1
Trumpy	29	480	16.6	531	2
Thomas	21	257	12.2	27	2
Crabtree	19	231	12.2	29	2
Lamb	17	175	10.3	27	1
E. Johnson	15	190	12.7	511	2
Costel	8	98	12.3	24	1
Bengals	172	2097	12.2	561	12
Opponents	209	2885	13.8	871	18

INTERCEPTIONS	No	Yds	Avg	Lg	TD
Parrish	5	28	5.6	19	0
Riley	4	17	4.3	14	0
Dyer	3	45	15.0	22	0
Berger	3	35	11.7	26	0
Graham	3	31	10.3	31	0
Smith	3	17	5.7	17	0
Avery	1	5	5.0	5	0
Beauchamp	1	2	2.0	2	0
Bengals	23	180	7.8	31	0
Opponents	11	150	13.6	37	0

PUNTING	No	Yds	Avg	TB	Lg	B
Lewis	79	3651	46.2	9	63	0
Bengals	79	3651	46.2	9	63	0
Opponents	80	3505	43.8	-	61	-

PUNT RETURNS	Ret	FC	Yds	Avg	Lg	TD
Parrish	23	15	194	8.4	791	1
E. Johnson	7	1	72	10.3	36	0
Thomas	4	10	20	5.0	11	0
Graham	1	2	41	41.0	41	0
Robinson	1	0	0	0.0	0	0
Smith	1	0	0	0.0	0	0
Bengals	37	28	327	8.8	791	1
Opponents	48	11	392	8.2	631	2

KICKOFF RETURNS	No	Yds	Avg	Lg	TD
Parrish	16	482	30.1	951	1
Robinson	14	363	25.9	36	0
E. Johnson	3	68	22.7	31	0
Dressler	4	48	12.0	22	0
Lamb	2	41	20.5	21	0
Bengals	39	1002	25.7	951	1
Opponents	33	774	23.5	51	0

OFFENSE	DEFENSE
WR Eric Crabtree	LE Royce Berry
Chip Myers	LDL Mike Reid
LT Ernie Wright	RD Steve Chomyszak
LG Rufus Mayes	RE Ron Carpenter
C Bob Johnson	LLB Al Beauchamp
RG Pat Matson	MLB Bill Bergey
WR Mike Wilson	RLB Ken Avery
TE Bob Trumpy	LCB Lemar Parrish
WR Speedy Thomas	RCB Ken Riley
QB Virgil Carter	LS Fletcher Smith
RB Paul Robinson	RS Ken Dyer
RB Jess Phillips	Al Coleman

FIELD GOALS	1-19	20-29	30-39	40-49	50+
Muhlmann	4-4	5-7	9-11	3-9	4-6
Bengals	4-4	5-7	9-11	3-9	4-6

FIELD GOAL ATTEMPTS BY GAME:
Muhlmann: (43N, 38G, 51N) (35G) (51G, 36G, 23B) (23G, 39N, 50G) (35N, 42G, 22N, 47N, 50G) (52N) (43G, 47N) (36G, 43G, 22G, 30G, 13G) (-) (13G, 17G) (11G, 35G, 34G, 22G, 49N) (45N, 40B, 53G) (25G, 30G, 25G) (37G).

1970 SEASON PLAYOFF STATISTICS (0-1)

Date W/L Score Opponent Att.
Dec. 26* L 0-17 at Baltimore 51,127
*AFC Divisional Playoff

TEAM STATISTICS	Bengals	Opponent
TOTAL FIRST DOWNS	7	15
Rushing	2	12
Passing	5	3
Penalty	0	0
3rd Down: Made-Avt.	3-14	6-14
3rd Down Pct.	21.4	42.9
4th Down: Made-Avt.	0-1	0-0
4th Down Pct.	0.0	-
POSSESSION AVG.	NA	NA
TOTAL NET YARDS	139	299
Avg. Per Game	139.0	299.0
Total Plays	46	66
Avg. Per Play	3.0	4.5
NET YARDS RUSHING	63	170
Avg. Per Game	63.0	170.0
Total Rushes	22	47
NET YARDS PASSING	76	129
Avg. Per Game	76.0	129.0
Sacked-Yards Lost	3-17	2-16
Gross Yards	93	145
Att.-Completions	21-8	17-6
Completion Pct.	38.1	35.3
Had Intercepted	1	0
PUNTS-AVG.	8-39.1	6-38.3
Net Punting Avg.	35.6	37.3
PENALTIES-YARDS	1-5	6-63
FUMBLES-BALLS LOST	1-0	0-0
TOUCHDOWNS	0	2
Rushing	0	0
Passing	0	2
Returns	0	0
Score by Periods	1 2 3 4 OT Tot	
Bengals	0 0 0 0 - 0	
Opponent	7 3 0 7 - 17	

PASSING	Att	Cmp	Yds	Cmp %	Yds/Att	TD	%	INT	%	Sack-Lost	Rat
Carter	20	7	64	35.0	3.20	0	0.0	1	5.0	16	23.8
Wyche	1	1	29	100.0	29.00	0	0.0	0	0.0	29	118.8
Bengals	21	8	93	38.1	4.43	0	0.0	1	4.8	29	32.4
Opponent	17	6	145	35.3	8.53	2	11.8	0	0.0	53	106.3

SCORING	TD	Ru	Rc	Rt	K-PAT	FG	S	TP
(None)								
Bengals	0	0	0	0	0-0	0-0	0	0
Opponent	2	0	2	0	2-2	1-3	0	17
RUSHING	No	Yds	Avg	Lg	TD			
Robinson	5	25	5.0	9	0			
Carter	2	16	8.0	9	0			
Phillips	10	12	1.2	4	0			
Lewis	3	10	3.3	9	0			
E. Johnson	2	0	0.0	3	0			
Bengals	22	63	2.9	9	0			
Opponent	47	170	3.6	17	0			

RECEIVING	No	Yds	Avg	Lg	TD
Myers	4	66	16.5	29	0
Phillips	2	12	6.0	6	0
Thomas	1	9	9.0	9	0
E. Johnson	1	6	6.0	6	0
Bengals	8	93	11.6	29	0
Opponent	6	145	24.2	53t	2

INTERCEPTIONS	No	Yds	Avg	Lg	TD
(None)					
Bengals	0	0	-	-	0
Opponent	1	0	0.0	0	0

PUNTING	No	Yds	Avg	Net	TB	In20	Lg	B
Lewis	8	313	39.1	35.6	0	1	53	0
Bengals	8	313	39.1	35.6	0	1	53	0
Opponent	6	230	38.3	37.3	0	0	45	0

PUNT RETURNS	Ret	FC	Yds	Avg	Lg	TD
Parrish	2	1	6	3.0	3	0
Thomas	0	2	0	-	-	0
Bengals	2	3	6	3.0	3	0
Opponent	7	0	28	4.0	10	0

KICKOFF RETURNS	No	Yds	Avg	Lg	TD
Robinson	2	29	14.5	24	0
Lamb	1	17	17.0	17	0
Bengals	3	46	15.3	24	0
Opponent	1	0	0.0	0	0

FIELD GOALS	1-19	20-29	30-39	40-49	50+
Muhlmann	0-0	0-0	0-0	0-0	0-1
Bengals	0-0	0-0	0-0	0-0	0-1
Opponent	0-0	0-0	0-0	1-2	0-1

FIELD GOAL ATTEMPTS:
Muhlmann: (50B).
Opponent: (50B, 44G, 44N).

DEFENSE/SPECIAL TEAMS/MISC. DEF.*

Player	ST	AT	TT	Sks-Yds	PD	FF	FR-Yds
Bergey	7	7	14	0-0	0	NA	0-0
Chomyszak	5	6	11	1-8	1	NA	0-0
Avery	5	4	9	0-0	0	NA	0-0
Beauchamp	6	2	8	0-0	0	NA	0-0
Berry	4	4	8	1-8	1	NA	0-0
Dyer	3	5	8	0-0	0	NA	0-0
Reid	6	1	7	0-0	0	NA	0-0
Carpenter	4	2	6	0-0	0	NA	0-0
Parrish	4	0	4	0-0	1	NA	0-0
Smith	3	0	3	0-0	0	NA	0-0
Roman	2	1	3	0-0	0	NA	0-0
Baccaglio	2	0	2	0-0	0	NA	0-0
Lamb	1	1	2	0-0	0	NA	0-0
Guillory	1	0	1	0-0	0	NA	0-0
E. Johnson	1	0	1	0-0	0	NA	0-0
Peterson	1	0	1	0-0	0	NA	0-0
Riley	0	1	1	0-0	2	NA	0-0

Blocked kicks: Bergey (1 blocked FG).

*Press box statistics

1971 FINAL STATISTICS (4-10-0)

Date	W/L	Score	Opponent	Att.
Sept. 19	W	37-14	Philadelphia	55,880
Sept. 26	L	10-21	at Pittsburgh	48,448
Oct. 3	L	17-20	at Green Bay	56,263
Oct. 10	L	13-23	Miami	60,099
Oct. 17	L	24-27	Cleveland	60,284
Oct. 24	L	27-31	at Oakland	54,699
Oct. 31	L	6-10	at Houston	37,947
Nov. 7	L	6-9	Atlanta	59,604
Nov. 14	W	24-10	at Denver	51,200
Nov. 21	W	28-13	Houston	59,390
Nov. 28	W	31-0	San Diego	59,580
Dec. 5	L	27-31	at Cleveland	82,705
Dec. 12	L	13-21	Pittsburgh	60,022
Dec. 19	L	21-35	at N.Y. Jets	63,151

TEAM STATISTICS	Bengals	Opponents
TOTAL FIRST DOWNS	236	213
Rushing	109	93
Passing	115	102
Penalty	12	18
TOTAL NET YARDS	4266	3906
Avg. Per Game	304.7	279.0
Total Plays	867	811
Avg. Per Play	4.9	4.8
NET YARDS RUSHING	2142	1778
Avg. Per Game	153.0	127.0
Total Rushes	462	446
NET YARDS PASSING	2124	2128
Avg. Per Game	151.7	152.0
Sacked-Yards Lost	40-303	30-254
Gross Yards	2427	2382
Att.-Completions	365-214	335-157
Completion Pct.	58.6	46.9
Had Intercepted	11	27
PUNTS-ATTEMPTED	73-44.7	73-40.9
PENALTIES-YARDS	82-921	72-722
FUMBLES-BALL LOST	29-12	21-12
TOUCHDOWNS	32	32
Rushing	14	11
Passing	15	19
Returns	3	2

Score by Periods	1	2	3	4	Tot
Bengals	58	64	91	71	284
Opponents	44	71	48	102	265

SCORING TD-Ru-Rc-Rt PAT FG S TP									
Muhlmann	0	0	0	0	31-31	20-36	0	91	
Willis	7	7	0	0	—	—	0	42	
E. Johnson	6	4	2	0	—	—	0	36	
Coslet	4	0	4	0	—	—	0	24	
Trumpy	3	0	3	0	—	—	0	18	
Crabtree	2	0	2	0	—	—	0	12	
Parrish	2	0	0	2	—	—	0	12	
Thomas	2	0	2	0	—	—	0	12	
Anderson	1	1	0	0	—	—	0	6	
Beauchamp	1	0	0	1	—	—	0	6	
Dressler	1	1	0	0	—	—	0	6	
Myers	1	0	1	0	—	—	0	6	
Phillips	1	0	1	0	—	—	0	6	
Robinson	1	1	0	0	—	—	0	6	
Carter	0	0	0	0	1	—	0	1	
Bengals	32	14	15	3	32-32	20-36	0	284	
Opponents	32	11	19	2	31-32	14-22	0	265	

PASSING	Att	Cmp	Yds	Cmp %	Yds/Att	TD	INT	Int %	Lg	Sack-Lost	Rat	
Carter	222	138	1624	62.2	7.32	10	4.5	7	3.2	90	13-122	86.2
Anderson	131	72	777	55.0	5.93	5	3.8	4	3.1	44	23-159	72.6
Lewis	10	3	18	30.0	1.80	0	0.0	0	0.0	13	4-22	39.6
Willis	2	1	8	50.0	4.00	0	0.0	0	0.0	8	0-0	60.4
Bengals	365	214	2427	58.6	6.65	15	4.1	11	3.0	90	40-303	79.8
Opponents	335	157	2382	46.9	7.11	19	5.7	27	8.1	74	30-254	56.1

USUAL STARTERS

OFFENSE	DEFENSE
WR Eric Crabtree,	LE Royce Berry
Chip Myers	LDT Mike Reid
LT Ernie Wright,	RD Steve Chomyszak
Rufus Mayes	RE Ron Carpenter
LG Howard Fest	LLB Al Beauchamp
C Bob Johnson	MLB Bill Bergey
RG Pat Matson	RLB Ken Avery
RT Vernon Holland	LCB Lemar Parrish
TE Bob Trumpy,	RCB Ken Riley
Bruce Coslet	LS Fletcher Smith,
WR Speedy Thomas,	Neal Craig
Bob Trumpy	RS Sandy Durko
QB Virgil Carter	
RB Paul Robinson	
RB Jess Phillips	

KICKOFF RETURNS	No	Yds	Avg	Lg	TD
Robinson	18	335	18.6	37	0
Parrish	13	296	22.8	30	0
Willis	4	81	20.3	32	0
Phillips	2	49	24.5	31	0
Lamb	2	42	21.0	25	0
E. Johnson	2	40	20.0	21	0
Dressler	1	20	20.0	20	0
Kelly	1	0	0.0	0	0
Bengals	43	863	20.1	37	0
Opponents	39	1024	26.3	—	0

FIELD GOALS	1-19	20-29	30-39	40-49	50+
Muhlmann	6-6	5-8	4-9	4-10	1-3
Bengals	6-6	5-8	4-9	4-10	1-3

FIELD GOAL ATTEMPTS BY GAME:
Muhlmann: (26G, 34N, 36G, 35G) (45N, 33G, 51N) (26G) (16G, 27N, 9G) (12G) (11G, 37B, 36G) (45G, 46G, 27N, 32N) (30N, 51G, 24G) (14G, 48N) (-) (40G, 35N, 43N) (52N, 46G, 24G) (27N, 18G, 22G) (43N, 49N, 44N).

PUNTING	No	Yds	Avg	TD	Lg	B
Lewis	72	3229	44.8	8	56	0
Dressler	1	34	34.0	0	34	0
Bengals	73	3263	44.7	8	56	0
Opponents	73	2988	40.9	—	—	—
PUNT RETURNS	Ret	FC	Yds	Avg	Lg	TD
Parrish	12	9	93	7.8	47	0
Durko	6	11	14	2.3	7	0
Thomas	4	4	10	2.5	7	0
E. Johnson	3	5	28	9.3	14	0
Bengals	25	29	145	5.8	47	0
Opponents	41	—	304	7.4	—	1

1972 FINAL STATISTICS (8-6-0)

Date	W/L	Score	Opponent	Att.	RUSHING	No	Yds	Avg	Lg	TD
Sept. 17	W	31-7	at New England	60,999	E. Johnson	212	825	3.9	19	4
Sept. 24	W	15-10	Pittsburgh	54,292	Dressler	128	565	4.4	43t	6
Oct. 1	L	6-27	at Cleveland	81,564	Phillips	48	207	4.3	20	1
Oct. 8	W	21-10	Denver	55,812	Willis	42	127	3.0	12	0
Oct. 15	W	23-16	at Kansas City	79,068	Anderson	22	94	4.3	18	3
Oct. 22	L	12-15	at Los Angeles	73,385	Robinson	21	94	4.5	15	0
Oct. 29	W	30-7	Houston	59,409	Carter	12	57	4.8	14	2
Nov. 5	L	17-40	at Pittsburgh	50,350	Lewis	1	15	15.0	15	0
Nov. 12	L	14-20	Oakland	59,485	Conley	3	8	2.7	5	0
Nov. 19	L	19-20	Baltimore	49,512	Joiner	1	2	2.0	2	0
Nov. 26	W	13-3	at Chicago	55,701	Morrison	1	2	2.0	2	0
Dec. 3	W	13-10	N.Y. Giants	59,523	Bengals	491	1996	4.1	43t	16
Dec. 9	L	24-27	Cleveland	59,524	Opponents	406	1815	4.5	41	11
Dec. 17	W	61-17	at Houston	32,482						

TEAM STATISTICS	Bengals	Opponents
TOTAL FIRST DOWNS	255	207
Rushing	112	98
Passing	122	92
Penalty	21	17
TOTAL NET YARDS	4317	3552
Avg. Per Game	308.4	253.7
Total Plays	899	794
Avg. Per Play	4.8	4.5
NET YARDS RUSHING	1996	1815
Avg. Per Game	142.6	129.6
Total Rushes	491	406
NET YARDS PASSING	2321	1737
Avg. Per Game	165.8	124.1
Sacked-Yards Lost	24-192	38-296
Gross Yards	2513	2033
Att.-Completions	384-219	350-167
Completion Pct.	57.0	47.7
Had Intercepted	11	20
PUNTS-AVG.	66-42.1	84-42.4
PENALTIES-YARDS	76-738	69-581
FUMBLES-BALL LOST	28-18	30-9
TOUCHDOWNS	31	24
Rushing	16	11
Passing	10	11
Returns	5	2

Score by Periods	1	2	3	4	Tot
Bengals	36	62	99	102	299
Opponents	37	79	42	71	229

SCORING	TD	Ru	Rc	Att	FG	S	TP
Muhlmann	0	0	0	0	30-31	27-40	0 111
Dressler	7	6	1	0	—	—	0 42
E. Johnson	6	4	2	0	—	—	0 36
Anderson	3	3	0	0	—	—	0 18
Myers	3	0	3	0	—	—	0 18
Parrish	3	0	0	3	—	—	0 18
Carter	2	2	0	0	—	—	0 12
Trumpy	2	0	2	0	—	—	0 12
Casanova	1	0	0	1	—	—	0 6
Coslet	1	0	1	0	—	—	0 6
Craig	1	0	0	1	—	—	0 6
Phillips	1	1	0	0	—	—	0 6
Thomas	1	0	1	0	—	—	0 6
White	0	0	0	0	—	—	1 2
Bengals	31	16	10	5	30-31	27-40	1 299
Opponents	24	11	11	2	23-24	20-29	1 229

PASSING	Att	Cmp	Yds	Cmp %	Yds/Att	TD	%	INT	Lg	Sack-Lost	Rat
Anderson	301	171	1918	56.8	6.37	7	2.3	7	2.3	65t	74.0
Carter	82	47	579	57.3	7.06	3	3.7	4	4.9	36	71.1
Willis	1	1	16	100.0	16.00	0	0.0	0	0.0	16	118.8
Bengals	384	219	2513	57.0	6.54	10	2.9	11	2.9	65t	73.6
Opponents	350	167	2033	47.7	5.81	11	3.1	20	5.7	68	52.7

USUAL STARTERS

OFFENSE	DEFENSE
WR Speedy Thomas	LE Royce Berry
LT Stan Walters	LDT Mike Reid
LG Howard Fest	RODT Steve Chomyszak
C Bob Johnson	RE Sherman White
RG Pat Matson	LLB Al Beauchamp
RT Vernon Holland	MLB Bill Bergey
TE Bob Trumpy	RLB Ken Avery
WR Chip Myers	LCB Lemar Parrish
QB Ken Anderson	RCB Ken Riley
RB Essex Johnson	LS Neal Craig
RB Doug Dressler	RS Tommy Casanova

FIELD GOALS	1-19	20-29	30-39	40-49	50+
Muhlmann	6-7	6-10	9-12	5-8	1-3
Bengals	6-7	6-10	9-12	5-8	1-3

FIELD GOAL ATTEMPTS BY GAME:

Muhlmann: (51B, 38G) (32G, 20G, 32G, 34G, 41G) (14G, 26G, 28N, 30N) (49N) (46G, 16G, 12G) (25G, 26N, 21N, 17N) (10G, 42G, 33G) (37G) (21B, 35B) (25G, 40G) (39G, 14G, 39N) (50N, 27G, 40N, 47N, 18G) (31G) (51G, 46G, 24G, 32G).

1973 FINAL STATISTICS (10-4-0)

USUAL STARTERS

OFFENSE		DEFENSE	
WR	Tim George,	LE	Royce Berry
	Charlie Joiner,	LDT	Mike Reid
	Chip Myers	RDT	Ron Carpenter
LT	Rulus Mayes	RE	Sherman White
LG	Howard Fest	LLB	Al Beauchamp
C	Bob Johnson	MLB	Bill Bergey
RG	Pat Matson	RLB	Ron Pritchard
RT	Vernon Holland	LCB	Lemar Parrish
TE	Bob Trumpy	RCB	Ken Riley
WR	Isaac Curtis	LS	Neal Craig
QB	Ken Anderson	RS	Tommy Casanova
HB	Essex Johnson		
FB	Boobie Clark		

Date	W/L	Score	Opponent	Att.
Sept. 16	L	10-28	at Denver	49,059
Sept. 23	W	24-10	Houston	51,823
Sept. 30	W	20-13	at San Diego	46,733
Oct. 7	L	10-17	at Cleveland	70,805
Oct. 14	W	19-7	Pittsburgh	55,819
Oct. 21	W	14-6	Kansas City	56,397
Oct. 28	L	13-20	at Pittsburgh	45,761
Nov. 4	L	10-38	at Dallas	54,944
Nov. 11	W	16-13	at Buffalo	76,927
Nov. 18	W	20-14	N.Y. Jets	55,745
Nov. 25	W	42-24	St. Louis	50,918
Dec. 2	W	27-0	Minnesota	57,859
Dec. 9	W	34-17	Cleveland	58,266
Dec. 16	W	27-24	at Houston	21,955

TEAM STATISTICS		Bengals	Opponents
TOTAL FIRST DOWNS		252	219
Rushing		124	109
Passing		108	97
Penalty		20	13
TOTAL NET YARDS		4512	3705
Avg. Per Game		322.3	264.6
Total Plays		871	840
Avg. Per Play		5.2	4.4
NET YARDS RUSHING		2236	1807
Avg. Per Game		159.7	129.1
Total Rushes		515	459
NET YARDS PASSING		2276	1898
Avg. Per Game		162.6	135.6
Sacked-Yards Lost		24-163	43-342
Gross Yards		2439	2240
Att.-Completions		332-180	338-182
Completion Pct.		54.2	53.8
Had Intercepted		12	18
PUNTS-AVG.		68-41.0	77-41.7
PENALTIES-YARDS		83-799	78-710
FUMBLES-BALL LOST		25-14	31-16
TOUCHDOWNS		32	27
Rushing		13	15
Passing		18	9
Returns		1	3

Score by Periods	1	2	3	4	Tot
Bengals	39	100	79	68	286
Opponents	50	61	58	62	231

SCORING	TD	Ru	Rc	Rt	PAT	FG	S	TP
Muhlmann	0	0	0	0	31-32	21-31	0	94
Curtis	9	0	9	0	-	-	0	54
Clark	8	8	0	0	-	-	0	48
E. Johnson	7	4	3	0	-	-	0	42
Trumpy	5	0	5	0	-	-	0	30
Elliott	2	1	1	0	-	-	0	12
Parrish	1	0	0	1	-	-	0	6
Bengals	32	13	18	1	31-32	21-31	0	286
Opponents	27	15	9	3	27-27	14-23	0	231

PASSING	Att	Cmp	Yds	Cmp %	Yds/Att	TD	INT	Int %	Lg	Sack-Lost	Rat	
Anderson	329	179	2428	54.4	7.38	18	5.5	12	3.6	781	24-163	81.2
Cook	3	1	11	33.3	3.67	0	0.0	0	0.0	11	0-0	45.1
Bengals	332	180	2439	54.2	7.35	18	5.4	12	3.6	781	24-163	80.9
Opponents	338	182	2240	53.8	6.63	9	2.7	18	5.3	67	43-342	61.3

RUSHING	No	Yds	Avg	Lg	TD
E. Johnson	195	997	5.1	46	4
Clark	254	988	3.9	26	8
Elliott	22	122	5.5	15	1
Anderson	26	97	3.7	17	0
Wilson	10	39	3.9	11	0
Morrison	3	11	3.7	8	0
Lewis	3	-7	-2.3	5	0
Curtis	2	-11	-5.5	1	0
Bengals	515	2236	4.3	46	13
Opponents	459	1807	3.9	52	15

RECEIVING	No	Yds	Avg	Lg	TD
Curtis	45	843	18.7	771	9
Clark	45	347	7.7	39	0
Trumpy	29	435	15.0	53	5
E. Johnson	28	356	12.7	781	3
Joiner	13	214	16.5	26	0
Coslet	9	123	13.7	18	0
Myers	7	77	11.0	18	0
George	2	28	14.0	19	0
Elliott	1	12	12.0	121	1
Morrison	1	4	4.0	4	0
Bengals	180	2439	13.6	781	18
Opponents	182	2240	12.3	67	9

INTERCEPTIONS	No	Yds	Avg	Lg	TD
Casanova	4	33	8.3	16	0
Bergey	3	50	16.7	22	0
Beauchamp	3	4	1.3	4	0
Craig	2	52	26.0	30	0
Parrish	2	10	5.0	10	0
Riley	2	2	1.0	5	0
Avery	1	15	15.0	15	0
Jackson	1	0	0.0	0	0
Bengals	18	166	9.2	30	0
Opponents	12	198	16.5	37	1

PUNTING	No	Yds	Avg	TB	Lg	B
Lewis	68	2790	41.0	4	60	0
Bengals	68	2790	41.0	4	60	0
Opponents	77	3214	41.7	-	-	-

PUNT RETURNS	Ret	FC	Yds	Avg	Lg	TD
Parrish	25	1	200	8.0	47	0
Casanova	15	6	119	7.9	27	0
Blackwood	4	5	12	3.0	4	0
Lewis	1	2	2	2.0	2	0
Bengals	45	14	333	7.4	47	0
Opponents	27	-	123	4.6	-	0

KICKOFF RETURNS	No	Yds	Avg	Lg	TD
Jackson	21	520	24.8	41	0
Wilson	8	173	21.6	27	0
Parrish	7	143	20.4	29	0
Lewis	2	40	20.0	27	0
Coslet	1	0	0.0	0	0
Bengals	39	876	22.5	41	0
Opponents	42	1170	27.9	1031	1

FIELD GOALS	1-19	20-29	30-39	40-49	50+
Muhlmann	5-5	6-7	5-9	4-6	1-4
Bengals	5-5	6-7	5-9	4-6	1-4

FIELD GOAL ATTEMPTS BY GAME:	
Muhlmann:	(21G) (39N, 27G, 51N) (42N, 34N, 26N) (38G) (41G, 20G, 52N, 20G, 19G) (32N, 57N) (41G, 17G) (29G) (35G, 33N, 36G, 47N, 33G) (16G, 51G) (-) (22G, 38G) (45G, 10G) (40G, 11G)

1973 SEASON PLAYOFF STATISTICS (0-1)

Date W/L Score Opponent Att.
Dec. 23* L 16-34 at Miami 74,651
*AFC Divisional Playoff

TEAM STATISTICS	Bengals	Opponent
TOTAL FIRST DOWNS	11	27
Rushing	5	18
Passing	6	9
Penalty	0	0
3rd Down: Made-Att.	5-14	10-14
3rd Down Pct.	35.7	71.4
4th Down: Made-Att.	0-0	0-0
4th Down Pct.	-	-
POSSESSION AVG.	NA	NA
TOTAL NET YARDS	194	400
Avg. Per Game	194.0	400.0
Total Plays	50	71
Avg. Per Play	3.9	5.6
NET YARDS RUSHING	97	241
Avg. Per Game	97.0	241.0
Total Rushes	20	52
NET YARDS PASSING	97	159
Avg. Per Game	97.0	159.0
Sacked-Yards Lost	3-16	0-0
Gross Yards	113	159
Att.-Completions	27-14	19-11
Completion Pct.	51.9	57.9
Had Intercepted	1	2
PUNTS-AVG.	7-36.3	2-49.0
Net Punting Avg.	32.6	36.0
PENALTIES-YARDS	2-19	1-5
FUMBLES-BALLS LOST	0-0	2-1
TOUCHDOWNS	1	4
Rushing	0	2
Passing	0	2
Returns	1	0

Score by Periods	1	2	3	4	OT	Tot
Bengals	3	13	0	0	-	16
Opponent	14	7	10	3	-	34

SCORING	TD-Ru	Rc-Rt	K-PAT	FG	S	TP		
Muhlmann	0	0	0	1-1	3-3	0		
Craig	1	0	0	1	-	0		
Bengals	1	0	0	1-1	3-3	0		
Opponent	4	2	2	0	4-4	16		
RUSHING	No	Yds	Avg	Lg	TD			
Clark	7	40	5.7	15	0			
Anderson	3	26	8.7	22	0			
E. Johnson	2	17	8.5	14	0			
Elliott	7	15	2.1	5	0			
Curtis	1	-1	-1.0	-1	0			
Bengals	20	97	4.9	22	0			
Opponent	52	241	4.6	27	2			
RECEIVING	No	Yds	Avg	Lg	TD			
Elliott	9	53	5.9	16	0			
Joiner	2	33	16.5	18	0			
Clark	2	18	9.0	12	0			
Curtis	1	9	9.0	9	0			
Bengals	14	113	8.1	18	0			
Opponent	11	159	14.5	48	2			
INTERCEPTIONS	No	Yds	Avg	Lg	TD			
Craig	1	45	45.0	45	1			
Casanova	1	0	0.0	0	0			
Bengals	2	45	22.5	45	1			
Opponent	1	19	19.0	19	0			
PUNTING	No	Yds	Avg	Net	TB	In20	Lg	B
Lewis	7	254	36.3	32.6	1	0	50	0
Bengals	7	254	36.3	32.6	1	0	50	0
Opponent	2	98	49.0	36.0	0	0	54	0
PUNT RETURNS	Ret	FC	Yds	Avg	Lg	TD		
Casanova	1	0	15	15.0	15	0		
Parrish	1	0	11	11.0	11	0		
Bengals	2	0	26	13.0	15	0		
Opponent	2	4	6	3.0	4	0		

KICKOFF RETURNS	No	Yds	Avg	Lg	TD
Parrish	1	25	25.0	25	0
Jackson	1	17	17.0	17	0
Bengals	2	42	21.0	25	0
Opponent	2	14	7.0	14	0

FIELD GOALS	1-19	20-29	30-39	40-49	50+
Muhlmann	1-1	1-1	0-0	1-1	0-0
Bengals	1-1	1-1	0-0	1-1	0-0
Opponent	0-0	0-0	0-0	1-1	1-1

FIELD GOAL ATTEMPTS:
Muhlmann: (24G, 46G, 12G).
Opponent: (50G, 46G).

DEFENSE/SPECIAL TEAMS/MISC. DEF. *								
Player	ST	AT	TT	Sks- Yds	PD	FF	FR- Yds	
Bergey	7	5	12	0-0	0	NA	0-0	
Carpenter	7	5	12	0-0	0	NA	0-0	
Beauchamp	9	2	11	0-0	0	NA	0-0	
Casanova	9	1	10	0-0	0	NA	0-0	
Berry	5	1	6	0-0	0	NA	0-0	
Riley	4	1	5	0-0	0	NA	0-0	
Avery	3	2	5	0-0	0	NA	0-0	
Craig	3	2	5	0-0	0	NA	0-0	
Parrish	3	2	5	0-0	0	NA	0-0	
Pritchard	3	2	5	0-0	0	NA	0-0	
White	5	0	5	0-0	1	NA	0-0	
Adams	1	0	1	0-0	0	NA	0-0	
DeLeone	1	0	1	0-0	0	NA	0-0	
Jackson	1	0	1	0-0	0	NA	0-0	
LeClair	1	0	1	0-0	0	NA	1-0	
Trumpy	1	0	1	0-0	0	NA	0-0	
Reid	0	1	1	0-0	0	NA	0-0	

Blocked kicks: None.

*Press box statistics

PASSING	Att	Cmp	Yds	Cmp %	Yds/ Att	TD	TD %	INT	Int %	Lg	Sack-Lost	Rat
Anderson	27	14	113	51.9	4.19	0	0.0	1	3.7	18	3-16	47.3
Bengals	27	14	113	51.9	4.19	0	0.0	1	3.7	18	3-16	47.3
Opponent	19	11	159	57.9	8.37	2	10.5	2	10.5	48	0-0	80.7

1974 FINAL STATISTICS (7-7-0)

USUAL STARTERS

OFFENSE		DEFENSE	
WR	Isaac Curtis	LE	Ken Johnson
LT	Rufus Mayes	LDT	Mike Reid
LG	Howard Fest	RTD	Ron Carpenter
C	Bob Johnson	RE	Sherman White
RG	John Shinniers	LLB	Al Beauchamp
	Pat Matson	MLB	Doug Adams
RT	Stan Wallers		Jim LeClair
TE	Bob Trumpy		Ken Avery
WR	Charlie Joiner	RLB	Ron Pritchard
QB	Ken Anderson	LCB	Lemar Parrish
RB	Charles Davis	RCB	Ken Riley
RB	Boobie Clark	LS	Bernard Jackson
		RS	Tommy Casanova

Date	W/L	Score	Opponent	Att.	RUSHING	No	Yds	Avg	Lg	TD
Sept. 15	W	33-7	Cleveland	53,113	Davis	72	375	5.2	29	0
Sept. 22	L	17-20	San Diego	51,178	Elliott	68	345	5.1	26	1
Sept. 29	W	21-3	at San Francisco	49,895	Anderson	43	314	7.3	20	2
Oct. 6	W	28-17	Washington	56,175	B. Clark	99	312	3.2	22	5
Oct. 13	W	34-24	at Cleveland	70,897	Dressler	72	255	3.5	17	2
Oct. 20	L	27-30	at Oakland	51,821	Williams	58	238	4.1	18	3
Oct. 27	L	21-34	Houston	55,434	Curtis	8	62	7.8	20	0
Nov. 3	W	24-14	at Baltimore	36,110	E. Johnson	19	44	2.3	11	0
Nov. 10	W	17-10	Pittsburgh	57,532	Joiner	4	20	5.0	8	0
Nov. 17	L	3-20	at Houston	44,054	W. Clark	1	8	8.0	81	1
Nov. 24	W	33-6	Kansas City	49,777	McDaniel	1	5	5.0	5	0
Dec. 2	L	3-24	at Miami	71,962	Bengals	445	1978	4.4	29	14
Dec. 8	L	19-23	Detroit	45,159	Opponents	497	2152	4.3	54	16
Dec. 14	L	3-27	at Pittsburgh	42,878						

TEAM STATISTICS		Bengals	Opponents	RECEIVING	No	Yds	Avg	Lg	TD
TOTAL FIRST DOWNS		260	256	Myers	32	383	12.0	22	1
Rushing		115	127	Curtis	30	633	21.1	77	10
Passing		131	109	Dressler	29	196	6.8	23	0
Penalty		14	20	Joiner	24	390	16.3	65	1
TOTAL NET YARDS		4489	3942	B. Clark	23	194	8.4	23	1
Avg. Per Game		320.6	281.6	Trumpy	21	330	15.7	41	2
Total Plays		835	892	Davis	19	171	9.0	32	0
Avg. Per Play		5.4	4.4	Williams	13	98	7.5	19	1
NET YARDS RUSHING		1978	2152	E. Johnson	8	85	10.6	27	1
Avg. Per Game		141.3	153.7	McDaniel	2	79	39.5	60	0
Total Rushes		445	497	Coslet	2	24	12.0	18	0
NET YARDS PASSING		2511	1790	Jackson	1	22	22.0	22	0
Avg. Per Game		179.4	127.9	Chandler	1	9	9.0	9	0
Sacked-Yards Lost		37-293	36-320	B. Johnson	1	3	3.0	3	0
Gross Yards		2804	2110	Bengals	224	2804	12.5	77	18
Att.-Completions		353-224	359-186	Opponents	186	2110	11.3	64	13
Completion Pct.		63.5	51.8						
Had Intercepted		13	9	INTERCEPTIONS	No	Yds	Avg	Lg	TD
PUNTS-AVG.		66-40.9	81-37.8	Riley	5	33	6.6	19	0
PENALTIES-YARDS		78-653	77-640	Casanova	2	26	13.0	26	0
FUMBLES-BALL LOST		27-18	23-11	Beauchamp	1	34	34.0	34	0
TOUCHDOWNS		36	30	Jackson	1	17	17.0	17	0
Rushing		14	16	Bengals	9	110	12.2	34	0
Passing		18	13	Opponents	13	140	10.8	40	0
Returns		4	1						

Score by Periods	1	2	3	4	Tot
Bengals	50	95	60	78	283
Opponents	37	63	70	89	259

SCORING	TD	Ru	Rc	Rt	PAT	FG	S	TP
Muhlmann	0	0	0	0	32-35	11-18	0	65
Curtis	10	0	10	0	—	—	0	60
B. Clark	6	5	1	0	—	—	0	36
Williams	4	3	1	0	—	—	0	24
Parrish	3	0	0	3	—	—	0	18
Anderson	2	2	0	0	—	—	0	12
Dressler	2	2	0	0	—	—	0	12
Elliott	2	1	1	0	—	—	0	12
Trumpy	2	0	2	0	—	—	0	12
W. Clark	1	1	0	0	—	—	0	6
E. Johnson	1	0	1	0	—	—	0	6
Joiner	1	0	1	0	—	—	0	6
Maddox	1	0	0	1	—	—	0	6
Myers	1	0	1	0	—	—	0	6
Carpenter	0	0	0	0	—	—	1	2
Bengals	36	14	18	4	32-36	11-18	1	283
Opponents	30	16	13	1	28-30	17-22	0	259

PASSING	Att	Cmp	Yds	Cmp %	Yds/Att	TD	%	INT	%	Lg	Sack-Lost	Rat
Anderson	328	213	2667	64.9	8.13	18	5.5	10	3.0	77	36-292	95.7
W. Clark	22	9	98	40.9	4.45	0	0.0	3	13.6	19	1-1	15.2
Green	2	1	22	50.0	11.00	0	0.0	0	0.0	22	0-0	89.6
Elliott	1	1	17	100.0	17.00	0	0.0	0	0.0	17	0-0	118.8
Bengals	353	224	2804	63.5	7.94	18	5.1	13	3.7	77	37-293	89.7
Opponents	359	186	2110	51.8	5.88	13	3.6	9	2.5	64	36-320	71.4

KICKOFF RETURNS	No	Yds	Avg	Lg	TD
Jackson	29	682	23.5	45	0
Davis	12	243	20.3	28	0
McDaniel	3	64	21.3	24	0
Casanova	1	48	48.0	48	0
Parrish	2	36	18.0	21	0
Williams	2	33	16.5	22	0
Dressler	3	32	10.7	18	0
Blackwood	1	17	17.0	17	0
Elliott	1	2	2.0	2	0
Bengals	54	1157	21.4	48	0
Opponents	55	1198	21.8	—	0

FIELD GOALS	1-19	20-29	30-39	40-49	50+
Muhlmann	1-1	2-2	5-9	3-6	0-0
Bengals	1-1	2-2	5-9	3-6	0-0

FIELD GOAL ATTEMPTS BY GAME:
Muhlmann: (32G) (34N, 34G) (-) (-) (45N) (-) (-) (40B, 18G, 33B) (30G) (28G, 46N) (39N) (29G) (42G, 34G, 40G, 47G) (38B, 32G).

PUNT RETURNS	Ret	FC	Yds	Avg	Lg	TD
Casanova	24	2	265	11.0	74	0
Parrish	18	1	338	18.8	90	2
Blackwood	10	3	29	2.9	11	0
Bengals	52	6	632	12.2	90	2
Opponents	41	—	457	11.1	—	0

1975 FINAL STATISTICS (11-3-0)

Date	W/L	Score	Opponent	Att.	RUSHING	No	Yds	Avg	Lg	TD
Sept. 21	W	24-17	Cleveland	52,874	Clark	167	594	3.6	17	4
Sept. 28	W	21-0	at New Orleans	52,531	Fritts	94	375	4.0	22	8
Oct. 5	W	21-19	at Houston	45,321	Elliott	71	308	4.3	27	1
Oct. 12	W	27-10	New England	51,220	Anderson	49	188	3.8	29	2
Oct. 19	W	14-10	Oakland	48,122	E. Johnson	58	177	3.1	15	1
Oct. 26	W	21-14	at Atlanta	45,811	Williams	35	136	3.9	19	2
Nov. 2	L	24-30	Pittsburgh	58,418	Henson	11	38	3.5	8	0
Nov. 9	W	17-16	at Denver	49,919	Reaves	6	13	2.2	9	2
Nov. 17	W	33-24	Buffalo	56,666	Coslet	1	1	1.0	1	0
Nov. 23	L	23-35	at Cleveland	56,427	McDaniel	1	-2	-2.0	-2	0
Nov. 30	W	31-0	Houston	46,128	Curtis	6	-9	-1.5	14	0
Dec. 7	W	21-19	at Philadelphia	56,984	Bengals	499	1819	3.6	29	20
Dec. 13	L	14-35	at Pittsburgh	48,889	Opponents	473	2194	4.6	55	15
Dec. 21	W	47-17	San Diego	46,474						

TEAM STATISTICS	Bengals	Opponents
TOTAL FIRST DOWNS	295	241
Rushing	107	115
Passing	166	107
Penalty	22	19
TOTAL NET YARDS	5060	3923
Avg. Per Game	361.4	280.2
Total Plays	966	889
Avg. Per Play	5.2	4.4
NET YARDS RUSHING	1819	2194
Avg. Per Game	129.9	156.7
Total Rushes	499	473
NET YARDS PASSING	3241	1729
Avg. Per Game	231.5	123.5
Sacked-Yards Lost	34-256	27-272
Gross Yards	3497	2001
Att.-Completions	433-255	389-175
Completion Pct.	58.9	45.0
Had Intercepted	14	22
PUNTS-AVG.	68-39.0	77-40.9
PENALTIES-YARDS	88-783	91-824
FUMBLES-BALL LOST	31-20	39-22
TOUCHDOWNS	45	30
Rushing	20	15
Passing	23	11
Returns	2	4

Score by Periods	1	2	3	4	Tot
Bengals	84	120	54	82	340
Opponents	36	77	68	65	246

SCORING	TD-Ru	Rc	Rt	PAT	FG	S	TP
Green	0	0	0	0	40-45	10-21	0 70
Fritts	10	8	2	0	-	-	0 60
Curtis	7	0	7	0	-	-	0 42
Joiner	5	0	5	0	-	-	0 30
Clark	4	4	0	0	-	-	0 24
Elliott	4	1	3	0	-	-	0 24
Myers	3	0	3	0	-	-	0 18
Williams	3	2	1	0	-	-	0 18
Anderson	2	2	0	0	-	-	0 12
E. Johnson	2	1	1	0	-	-	0 12
Reaves	2	2	0	0	-	-	0 12
Cobb	1	0	0	1	-	-	0 6
Riley	1	0	0	1	-	-	0 6
Trumpy	1	0	1	0	-	-	0 6
Bengals	45	20	23	2	40-45	10-21	0 340
Opponents	30	15	11	4	26-30	12-14	2 246

PASSING	Att	Cmp	Yds	Cmp %	Yds/Att	TD	INT	Int %	Lg	Sack-Lost	Rat
Anderson	377	228	3169	60.5	8.41	21	5.6	11	2.9	55	32-247 93.9
Reaves	51	25	297	49.0	5.82	2	3.9	3	5.9	51	2-9 55.8
Fritts	4	2	31	50.0	7.75	0	0.0	0	0.0	16	0-0 76.0
Green	1	0	0	0.0	0.00	0	0.0	0	0.0	0	0-0 39.6
Bengals	433	255	3497	58.9	8.08	23	5.3	14	3.2	55	34-256 89.0
Opponents	389	175	2001	45.0	5.14	11	2.8	22	5.7	48	27-272 46.9

USUAL STARTERS

OFFENSE	DEFENSE
WR Isaac Curtis	LE Ken Johnson
LT Rufus Mayes	LDT Bob Brown
LG Howard Fest	RD T Ron Carpenter
C Bob Johnson	RE Sherman White
RG Dave Lapham	LLB Al Beauchamp
RT Vernon Holland	MLB Jim LeClair
TE Bob Trumpy	RLB Ron Pritchard
WR Charlie Joiner	LCB Lemar Parrish
QB Ken Anderson	RCB Ken Riley
HB Stan Fritts	LS Tommy Casanova
	RS Bernard Jackson
FB Boobie Clark	

KICKOFF RETURNS	No	Yds	Avg	Lg	TD
Jackson	25	587	23.5	39	0
Elliott	13	272	20.9	46	0
Parrish	4	114	28.5	64	0
McDaniel	3	69	23.0	26	0
Cousino	1	0	0.0	0	0
Bengals	46	1042	22.7	64	0
Opponents	66	1558	23.6	-	0

FIELD GOALS	1-19	20-29	30-39	40-49	50+
Green	1-1	5-8	1-7	3-5	0-0
Bengals	1-1	5-8	1-7	3-5	0-0

FIELD GOAL ATTEMPTS BY GAME:
Green: (44G, 29N) (33N) (-) (21G, 29G) (37N) (41N) (23G) (45G, 28N, 35N) (28G, 18G, 37N) (21G, 25N) (33G) (37N, 48G) (36N, 47N) (-).

1975 SEASON PLAYOFF STATISTICS (0-1)

Date W/L Score Opponent Att.
Dec. 28* L 28-31 at Oakland 53,039
*AFC Divisional Playoff

TEAM STATISTICS		Bengals	Opponent
TOTAL FIRST DOWNS		17	27
Rushing		8	9
Passing		6	15
Penalty		3	3
3rd Down: Made-Att.	3-11	6-14	
3rd Down Pct.	27.3	42.9	
4th Down: Made-Att.	1-2	0-0	
4th Down Pct.	50.0	-	
POSSESSION AVG.	NA	NA	
TOTAL NET YARDS	258	358	
Avg. Per Game	258.0	358.0	
Total Plays	57	75	
Avg. Per Play	4.5	4.8	
NET YARDS RUSHING	97	173	
Avg. Per Game	97.0	173.0	
Total Rushes	25	51	
NET YARDS PASSING	161	185	
Avg. Per Game	161.0	185.0	
Sacked-Yards Lost	5-40	1-14	
Gross Yards	201	199	
Att.-Completions	27-17	23-17	
Completion Pct.	63.0	73.9	
Had Intercepted	0	1	
PUNTS-AVG.	6-35.8	1-38.0	
Net Punting Avg.	21.8	31.0	
PENALTIES-YARDS	5-37	7-64	
FUMBLES-BALLS LOST	1-0	2-1	
TOUCHDOWNS	4	4	
Rushing	2	1	
Passing	2	3	
Returns	0	0	

Score by Periods	1	2	3	4	OT	Tot
Bengals	0	7	7	14	-	28
Opponent	3	14	7	7	-	31

PASSING	Att	Cmp	Yds	Cmp %	Yds/ Att	TD	INT	Lg	Sack-Lost	Rat	
Anderson	27	17	201	63.0	7.44	2	7.4	0	0.0	37	5-40 110.3
Bengals	27	17	201	63.0	7.44	2	7.4	0	0.0	37	5-40 110.3
Opponent	23	17	199	73.9	8.65	3	13.0	1	4.3	36	1-14 121.2

SCORING	TD-Ru	Rc-Rt	K-PAT	FG	S	TP
Curtis	1	0	1	0	—	0
Elliott	1	1	0	0	—	0
Fritts	1	1	0	0	—	0
Joiner	1	0	1	0	—	0
Green	0	0	0	0	4-4	0-0
Bengals	4	2	2	0	4-4	0-0
Opponent	4	1	3	0	4-4	1-3

RUSHING	No	Yds	Avg	Lg	TD
Clark	8	46	5.8	10	0
Elliott	4	25	6.3	9	1
Fritts	6	14	2.3	6	1
Anderson	3	12	4.0	8	0
Williams	1	0	0.0	0	0
E. Johnson	3	0	0.0	6	0
Bengals	25	97	3.9	10	2
Opponent	51	173	3.4	18	1

RECEIVING	No	Yds	Avg	Lg	TD
Clark	4	38	9.5	26	0
Myers	3	67	22.3	37	0
Joiner	3	60	20.0	28	1
Curtis	3	20	6.7	14t	1
Coslet	2	14	7.0	9	0
Elliott	1	9	9.0	9	0
Trumpy	1	-7	-7.0	7	0
Bengals	17	201	11.8	37	2
Opponent	17	199	11.7	36	3

INTERCEPTIONS	No	Yds	Avg	Lg	TD
Riley	1	34	34.0	34	0
Bengals	1	34	34.0	34	0
Opponent	0	0	-	-	0

PUNTING	No	Yds	Avg	Net	TB	In20	Lg	B
Green	6	215	35.8	21.8	1	0	44	0
Bengals	6	215	35.8	21.8	1	0	44	0
Opponent	1	38	38.0	31.0	0	0	38	0

PUNT RETURNS	Ret	FC	Yds	Avg	Lg	TD
Blackwood	1	0	7	7.0	7	0
Bengals	1	0	7	7.0	7	0
Opponent	4	0	64	16.0	24	0

KICKOFF RETURNS	No	Yds	Avg	Lg	TD
Jackson	2	43	21.5	25	0
Elliott	1	18	18.0	18	0
Parrish	1	10	10.0	10	0
Bengals	4	71	17.8	25	0
Opponent	5	121	24.2	37	0

FIELD GOALS	1-19	20-29	30-39	40-49	50+
Green	0-0	0-0	0-0	0-0	0-0
Bengals	0-0	0-0	0-0	0-0	0-0
Opponent	0-0	1-2	0-0	0-1	0-0

FIELD GOAL ATTEMPTS:
Green: (-).
Opponent: (41N, 27G, 21B).

DEFENSE/SPECIAL TEAMS/MISC. DEF.*									
Player	ST	AT	TT	Sks-Yds	PD	FF	FR-Yds		
LeClair	13	0	13	0-0	1	NA	0-0		
Jackson	9	0	9	0-0	1	NA	0-0		
Casanova	7	0	7	0-0	1	NA	0-0		
Pritchard	7	0	7	0-0	0	NA	0-0		
Riley	4	0	4	0-0	1	NA	0-0		
White	4	0	4	0-0	0	NA	0-0		
Beauchamp	3	0	3	0-0	0	NA	0-0		
K. Johnson	3	0	3	0-0	0	NA	0-0		
Brown	2	0	2	1-14	0	NA	0-0		
Carpenter	2	0	2	0-0	0	NA	1-0		
Parrish	2	0	2	0-0	1	NA	0-0		
Cousino	1	0	1	0-0	0	NA	0-0		
Green	1	0	1	0-0	0	NA	0-0		
Harris	1	0	1	0-0	0	NA	0-0		
Novak	1	0	1	0-0	0	NA	0-0		

Blocked kicks: White (1 blocked FG).

*Press box statistics

1976 FINAL STATISTICS (10-4-0)

USUAL STARTERS

OFFENSE		DEFENSE	
WR	Billy Brooks	LE	Gary Burley
LT	Rufus Mayes	LDT	Bob Brown
LG	John Shinnors	RDT	Ron Carpenter
C	Bob Johnson	RE	Coy Bacon
RG	Dave Lapham	LLB	Bo Harris
RT	Vernon Holland	MLB	Jim LeClair
TE	Bob Trumpy	RLB	Reggie Williams
WR	Isaac Curtis	LCB	Lemar Parrish
QB	Ken Anderson	RCB	Ken Riley
HB	Archie Griffin	LS	Tommy Casanova
FB	Boobie Clark	RS	Marvin Cobb, Bernard Jackson

Date	W/L	Score	Opponent	Alt.	RUSHING	No	Yds	Avg	Lg	TD
Sept. 12	W	17-7	Denver	53,464	Clark	151	671	4.4	24	7
Sept. 19	L	27-26	at Baltimore	50,374	Griffin	138	625	4.5	77	3
Sept. 26	W	28-7	Green Bay	44,103	Elliott	69	276	4.0	24	0
Oct. 3	W	45-24	at Cleveland	75,817	Fritts	47	200	4.3	13	3
Oct. 10	W	21-0	Tampa Bay	49,700	Davis	36	178	4.9	16	1
Oct. 17	L	6-23	at Pittsburgh	48,311	Anderson	31	134	4.3	25	1
Oct. 24	W	27-7	at Houston	45,499	Curtis	3	29	9.7	19	0
Oct. 31	W	21-6	Cleveland	54,776	Shelby	5	9	1.8	3	0
Nov. 8	W	20-12	Los Angeles	52,480	Brooks	1	-13	-13.0	-13	0
Nov. 14	W	31-27	Houston	53,243	Bengals	481	2109	4.4	77	15
Nov. 21	W	27-24	at Kansas City	46,259	Opponents	520	1912	3.7	29	11
Nov. 28	L	3-7	Pittsburgh	55,142	RECEIVING	No	Yds	Avg	Lg	TD
Dec. 6	L	20-35	at Oakland	52,430	Curtis	41	766	18.7	85	6
Dec. 12	W	42-3	at N.Y. Jets	31,067	Clark	23	158	6.9	19	1

TEAM STATISTICS		Bengals	Opponents
TOTAL FIRST DOWNS		238	234
Rushing		114	116
Passing		110	103
Penalty		14	15
TOTAL NET YARDS		4300	3670
Avg. Per Game		307.1	262.1
Total Plays		878	930
Avg. Per Play		4.9	3.9
NET YARDS RUSHING		2109	1912
Avg. Per Game		150.6	136.6
Total Rushes		481	520
NET YARDS PASSING		2191	1758
Avg. Per Game		156.5	125.6
Sacked-Yards Lost		37-252	46-444
Gross Yards		2443	2202
Att.-Completions		360-187	364-177
Completion Pct.		51.9	48.6
Had Intercepted		15	26
PUNTS-AVG.		76-39.5	86-38.2
PENALTIES-YARDS		79-700	90-768
FUMBLES-BALL LOST		38-20	34-15
TOUCHDOWNS		42	25
Rushing		15	11
Passing		21	13
Returns		6	1

Score by Periods	1	2	3	4	Tot
Bengals	91	85	91	68	335
Opponents	44	63	49	54	210

SCORING		TD	Ru	Rc	Rt	PAT	FG	S	TP
Bahr	0	0	0	0	0	39-42	14-27	0	81
Clark	8	7	1	0	—	—	—	0	48
Trumpy	7	0	7	0	—	—	—	0	42
Curtis	6	0	6	0	—	—	—	0	36
Casanova	3	0	3	0	—	—	—	0	18
Elliott	3	0	3	0	—	—	—	0	18
Fritts	3	3	0	0	—	—	—	0	18
Griffin	3	3	0	0	—	—	—	0	18
Coslet	2	0	2	0	—	—	—	0	12
Anderson	1	1	0	0	—	—	—	0	6
Davis	1	1	0	0	—	—	—	0	6
McDaniel	1	0	1	0	—	—	—	0	6
Morgan	1	0	0	1	—	—	—	0	6
Myers	1	0	1	0	—	—	—	0	6
Riley	1	0	0	1	—	—	—	0	6
Shelby	1	0	0	1	—	—	—	0	6
Bacon	0	0	0	0	—	—	—	1	2
Bengals	42	15	21	6	39-42	14-27	1	335	
Opponents	25	11	13	1	24-55	12-22	0	210	

PUNTING		No	Yds	Avg	TB	Lg	B
McNally	76	2999	39.5	6	61	0	0
Bengals	76	2999	39.5	6	61	0	0
Opponents	86	3287	38.2	-	-	-	-

PUNT RETURNS		Ret	FC	Yds	Avg	Lg	TD
Shelby	21	4	162	7.7	30	0	0
Parrish	20	2	122	6.1	32	0	0
Casanova	10	2	45	4.5	15	0	0
Cobb	3	2	14	4.7	7	0	0
Davis	0	3	0	—	—	0	0
Bengals	54	13	343	6.4	32	0	0
Opponents	41	-	323	7.9	-	-	-

KICKOFF RETURNS		No	Yds	Avg	Lg	TD
Shelby	30	761	25.4	97	1	1
Elliott	5	98	19.6	22	0	0
Parrish	3	62	20.7	28	0	0
Griffin	3	56	18.7	23	0	0
Hunt	2	24	12.0	17	0	0
Davis	4	21	5.3	12	0	0
Morgan	1	14	14.0	14	0	0
Fritts	1	10	10.0	10	0	0
Bengals	49	1046	21.3	97	1	1
Opponents	66	1616	24.5	-	0	0

PASSING		Att	Cmp	Yds	Cmp %	Yds/Att	TD	INT	Lg	Sack-Lost	Rat
Anderson	338	179	2367	53.0	7.00	19	5.6	14	4.1	851	76.9
Reaves	22	8	76	36.4	3.45	2	9.1	1	4.5	19	58.1
Bengals	360	187	2443	51.9	6.79	21	5.8	15	4.2	851	75.7
Opponents	364	177	2202	48.6	6.05	13	3.6	26	7.1	681	50.0

FIELD GOALS		1-19	20-29	30-39	40-49	50+
Bahr	1-1	6-8	2-4	3-8	2-6	
Bengals	1-1	6-8	2-4	3-8	2-6	

FIELD GOAL ATTEMPTS BY GAME:	
Bahr:	(21G, 44N, 46N) (51G, 26G) (38B, 50N, 45B, 40N) (40G) (22N) (22G, 19G, 34N) (28G, 34G, 46N) (28N) (50N) (50G) (51N) (40G) (50N) (33G, 47G, 20G, 25G).

DEFENSE/SPECIAL TEAMS/MISC. DEF.*									
Player	ST	AT	TT	Sks- Yds	PD	FF	FR- Yds		
Williams	83	23	106	2-24	7	0	0-0		
LeClair	81	25	106	0-0	3	1	0-0		
Burley	69	11	80	10-90.5	1	1	1-0		
Harris	54	15	69	1-5-55	4	3	1-2		
Brown	55	10	65	2-21	0	1	1-0		
Carpenter	50	15	65	5-5-54	3	0	2-0		
Bacon	52	10	62	22-217	2	5	2-48		
Cobb	36	7	43	0-0	5	0	0-0		
Parrish	36	7	43	0-0	12	0	0-0		
Jackson	30	5	35	0-0	8	0	3-13		
Cameron	27	6	33	0-0	1	0	0-0		
Casanova	25	6	31	0-0	7	0	1-25		
Riley	28	2	30	0-0	14	0	2-0		
Morgan	19	3	22	0-0	3	0	1-32		
Devlin	15	4	19	0-0	1	0	1-0		
Perry	14	3	17	0-0	2	0	0-0		
Pritchard	14	1	15	1-12	1	1	0-0		
Davis	9	2	11	0-0	0	0	0-0		
Fairchild	5	2	7	0-0	0	0	0-0		
K. Johnson	5	2	7	1-10	2	0	0-0		
Kollar	5	0	5	1-10	1	0	0-0		
Shelby	5	0	5	0-0	0	0	0-0		
B. Johnson	3	1	4	0-0	0	0	0-0		
Lapham	3	0	3	0-0	0	0	0-0		
McDaniel	3	0	3	0-0	0	0	0-0		
Fritts	2	0	2	0-0	0	0	0-0		
Hunt	2	0	2	0-0	0	0	0-0		
Myers	2	0	2	0-0	0	0	0-0		
Coslet	1	1	2	0-0	0	0	0-0		
Bujnoch	1	0	1	0-0	0	0	0-0		
Clark	1	0	1	0-0	0	0	0-0		
Elliott	1	0	1	0-0	0	0	0-0		
Shinnors	1	0	1	0-0	0	0	0-0		

Blocked kicks: Bacon (1 blocked FG), Carpenter (1 blocked FG), Morgan (1 blocked FG).

*Press box statistics

1977 FINAL STATISTICS (8-6-0)

USUAL STARTERS

Date	W/L	Score	Opponent	Att.	RUSHING	No	Yds	Avg	Lg	TD
Sept. 18	L	3-13	Cleveland	52,847	P. Johnson	153	585	3.8	65	4
Sept. 25	W	42-20	Seattle	45,579	Griffin	137	549	4.0	31	0
Oct. 2	L	3-24	at San Diego	40,352	Elliott	65	269	4.1	32	0
Oct. 9	W	17-7	at Green Bay	53,653	Clark	68	226	3.3	101	1
Oct. 17	L	14-20	at Pittsburgh	47,950	K. Anderson	26	128	4.9	171	2
Oct. 23	L	13-24	Denver	54,395	Davis	27	81	3.0	13	2
Oct. 30	W	13-10*	Houston	53,194	Casanova	1	20	20.0	20	0
Nov. 6	W	10-7	at Cleveland	81,932	Bujnoch	1	4	4.0	41	1
Nov. 13	L	10-42	at Minnesota	45,371	McInally	1	4	4.0	4	0
Nov. 20	W	23-17	Miami	46,735	Ma. Cobb	1	0	0.0	0	0
Nov. 27	W	30-13	N.Y. Giants	32,705	Reaves	5	0	0.0	0	0
Dec. 4	W	27-7	at Kansas City	38,488	Corbett	1	-1	-1.0	-1	0
Dec. 10	W	17-10	Pittsburgh	36,133	Brooks	2	-4	-2.0	4	0
Dec. 18	L	16-21	at Houston	46,212	Bengals	488	1861	3.8	65	10
*Overtime					Opponents	525	1897	3.6	38	15

TEAM STATISTICS	Bengals	Opponents
TOTAL FIRST DOWNS	248	253
Rushing	110	113
Passing	112	113
Penalty	26	27
TOTAL NET YARDS	4194	4124
Avg. Per Game	299.6	294.6
Total Plays	904	901
Avg. Per Play	4.6	4.6
NET YARDS RUSHING	1861	1897
Avg. Per Game	132.9	135.5
Total Rushes	488	525
NET YARDS PASSING	2333	2227
Avg. Per Game	166.6	159.1
Sacked-Yards Lost	31-217	25-226
Gross Yards	2550	2453
Att.-Completions	385-192	351-196
Completion Pct.	49.9	55.8
Had Intercepted	16	16
PUNTS-AVG.	70-41.3	72-37.6
PENALTIES-YARDS	89-859	103-788
FUMBLES-BALL LOST	37-16	34-23
TOUCHDOWNS	26	29
Rushing	10	15
Passing	12	14
Returns	4	0

Score by Periods	1	2	3	4	OT	Tot
Bengals	75	71	35	54	3	238
Opponents	38	97	36	64	0	235

SCORING	TD-Ru	Re-Rt	PAT	FG	S	TP
Bahr	0	0	0	25-26	19-27	0 82
Brooks	4	0	4	0	—	0 24
P. Johnson	4	4	0	0	—	0 24
McInally	3	0	3	0	—	0 18
K. Anderson	2	2	0	0	—	0 12
Curtis	2	0	2	0	—	0 12
Davis	2	2	0	0	—	0 12
Williams	2	0	2	0	—	0 12
Bujnoch	1	1	0	0	—	0 6
Clark	1	1	0	0	—	0 6
Corbett	1	0	1	0	—	0 6
Elliott	1	0	1	0	—	0 6
Parrish	1	0	0	1	—	0 6
Shelby	1	0	0	1	—	0 6
Trumpy	1	0	1	0	—	0 6
Bengals	26	10	12	4	25-26	19-27 0 238
Opponents	29	15	14	0	25-29	11-18 1 235

RECEIVING	No	Yds	Avg	Lg	TD
Brooks	39	772	19.8	94	4
Elliott	29	238	8.2	33	1
Griffin	28	240	8.6	24	0
Curtis	20	338	16.9	54	2
Trumpy	18	251	13.9	32	1
McInally	17	258	15.2	43	3
McDaniel	12	148	12.3	31	0
Davis	9	83	9.2	28	0
Corbett	7	127	18.1	47	1
Clark	7	33	4.7	11	0
P. Johnson	5	49	9.8	21	0
Walker	1	13	13.0	13	0
Bengals	192	2550	13.3	94	12
Opponents	196	2453	12.5	82	14

INTERCEPTIONS	No	Yds	Avg	Lg	TD
Parrish	3	95	31.7	47	1
Williams	3	67	22.3	54	1
Ma. Cobb	2	37	18.5	34	0
Harris	2	17	8.5	10	0
Riley	2	14	7.0	14	0
LeClair	2	8	4.0	8	0
Casanova	1	0	0.0	0	0
Morgan	1	0	0.0	0	0
Bengals	16	238	14.9	54	2
Opponents	16	192	12.0	41	0

PUNTING	No	Yds	Avg	TB	Lg	B
McInally	67	2802	41.8	3	67	1
Bahr	2	88	44.0	0	45	0
Bengals	70	2890	41.3	3	67	1
Opponents	75	2822	37.6	—	—	—

PUNT RETURNS	Ret	FC	Yds	Avg	Lg	TD
Davis	19	6	220	11.6	70	0
Shelby	11	3	54	4.9	13	0
Parrish	4	0	30	7.5	11	0
Holden	3	0	14	4.7	13	0
J. Anderson	1	0	0	0.0	0	0
Casanova	1	1	6	6.0	6	0
Ma. Cobb	1	0	4	4.0	4	0
Williams	1	0	0	0.0	0	0
Bengals	41	10	328	8.0	70	0
Opponents	38	—	260	6.8	—	0

PASSING	Att	Cmp	Yds	Cmp %	Yds/Att	TD	TD %	INT	Int %	Lg	Sack-Lost	Rat
K. Anderson	323	166	2145	51.4	6.64	11	3.4	11	3.4	94	28-197	69.7
Reaves	59	24	383	40.7	6.49	0	0.0	5	8.5	40	2-17	27.6
Ma. Cobb	1	0	0	0.0	0.00	0	0.0	0	0.0	0	0-0	39.6
Griffin	1	1	18	100.0	18.00	1	100.0	0	0.0	18	1-3	158.3
McInally	1	1	4	100.0	4.00	0	0.0	0	0.0	4	0-0	83.3
Bengals	385	192	2550	49.9	6.62	12	3.1	16	4.2	94	31-217	64.3
Opponents	351	196	2453	55.8	6.99	14	4.0	16	4.6	82	25-226	72.0

OFFENSE	DEFENSE
WR Isaac Curtis	LE Gary Burley
LT Rufus Mayes	LDT Eddie Edwards
LG John Shinnery	ADT Wilson Whitley
RE Glenn Bujnoch	RE Coy Bacon
RG Bob Johnson	LLB Bo Harris
C Dave Lapham	MLB Jim LeClair
RT Vernon Holland	LCB Reggie Williams
TE Bob Trumpy	RCB Lemar Parrish
WR Billy Brooks	RCB Ken Riley
QB Ken Anderson	SS Tommy Casanova
HB Archie Griffin	FS Marvin Cobb
FB Pete Johnson	

KICKOFF RETURNS	No	Yds	Avg	Lg	TD
Shelby	19	403	21.2	38	0
Griffin	9	192	21.3	31	0
J. Anderson	8	129	16.1	21	0
Davis	3	42	14.0	18	0
Holden	2	42	21.0	24	0
Elliott	1	23	23.0	23	0
Parrish	1	23	23.0	23	0
Ma. Cobb	1	15	15.0	15	0
P. Johnson	1	11	11.0	11	0
Fairchild	1	6	6.0	6	0
Bengals	46	886	19.3	38	0
Opponents	49	1029	21.4	—	0

FIELD GOALS	1-19	20-29	30-39	40-49	50+
Bahr	1-1	10-11	4-8	4-6	0-1
Bengals	1-1	10-11	4-8	4-6	0-1

FIELD GOAL ATTEMPTS BY GAME:
 Bahr: (25G, 47N, 38N) (-) (35G) (36N, 32G) (-)
 (24G, 57N, 19G) (39N, 23G, 22G) (47G) (23G, 48N) (43G, 44G, 42G) (32G) (20G, 35G) (37N, 24N, 24G) (24G, 27G, 28G).

DEFENSE/SPECIAL TEAMS/MISC. DEF.*								
Player	ST	AT	TT	Sks-	PD	FF	FR	Yds
				Yds				
Williams	104	16	120	0.5-7.5	2	1	2	2-0
LeClair	82	26	108	2-21	3	0	3	3-0
Edwards	60	11	71	4-31	1	1	1	1-0
Harris	50	17	67	2-20.5	9	0	0	0-0
Burley	55	11	66	8.5-71.5	1	0	1	1-0
Whitley	36	13	49	0-0	5	0	0	0-0
Riley	43	3	46	0-0	11	0	1	1-0
Ma. Cobb	34	8	42	0-0	4	0	0	0-0
Anderson	35	6	41	0-0	1	1	1	2-0
Bacon	27	9	36	5.5-45.5	3	0	2	2-0
Casanova	28	6	34	0.5-5	5	1	1	1-0
W. Johnson	28	4	32	1-11	0	0	0	0-0
Parrish	25	2	27	0-0	12	0	0	0-0
Morgan	24	3	27	0-0	6	0	1	1-0
Cameron	16	6	22	0-0	0	1	0	0-0
Phillips	15	1	16	0-0	2	1	1	1-0
Davis	10	2	12	0-0	0	0	0	1-0
Corbett	8	3	11	0-0	0	0	0	0-0
K. Johnson	5	2	7	1-13	0	0	0	0-0
Perry	6	0	6	0-0	0	0	0	0-0
Shelby	6	0	6	0-0	0	0	0	0-0
Holden	2	2	4	0-0	0	0	0	1-0
B. Johnson	2	1	3	0-0	0	0	0	0-0
Clark	2	0	2	0-0	0	0	0	0-0
Elliott	2	0	2	0-0	0	0	0	1-0
Griffin	2	0	2	0-0	0	0	0	1-0
P. Johnson	2	0	2	0-0	0	0	0	0-0
Brooks	1	0	1	0-0	0	0	0	0-0
Bujnoch	1	0	1	0-0	0	0	0	0-0
Curtis	1	0	1	0-0	0	0	0	0-0
Fairchild	1	0	1	0-0	0	0	0	0-0
McDaniel	1	0	1	0-0	0	0	0	1-0
Reaves	1	0	1	0-0	0	0	0	0-0
Walker	1	0	1	0-0	0	0	0	0-0
Wells	1	0	1	0-0	0	0	0	1-0
McInally	0	0	0	0-0	0	0	0	1-0

Blocked kicks: Davis (1 blocked punt), LeClair (1 blocked PAT), Perry (1 blocked punt), Phillips (1 blocked punt).

*Press box statistics

1978 FINAL STATISTICS (4-12-0)

Date	W/L	Score	Opponent	Att.
Sept. 3	L	23-24	Kansas City	41,810
Sept. 10	L	10-13*	at Cleveland	72,691
Sept. 17	L	3-28	Pittsburgh	50,260
Sept. 24	L	18-20	New Orleans	40,455
Oct. 1	L	12-28	at San Francisco	41,107
Oct. 9	L	0-21	at Miami	54,729
Oct. 15	L	3-10	New England	48,699
Oct. 22	L	0-5	at Buffalo	47,754
Oct. 29	W	28-13	Houston	50,532
Nov. 5	L	13-22	at San Diego	43,639
Nov. 13	L	21-34	Oakland	51,374
Nov. 19	L	6-7	at Pittsburgh	47,578
Nov. 26	L	10-17	at Houston	43,245
Dec. 3	W	37-7	Atlanta	25,336
Dec. 11	W	20-19	at Los Angeles	47,471
Dec. 17	W	48-16	Cleveland	46,985

*Overtime

TEAM STATISTICS	Bengals	Opponents
TOTAL FIRST DOWNS	271	269
Rushing	105	121
Passing	141	118
Penalty	25	30
TOTAL NET YARDS	4872	4632
Avg. Per Game	304.5	289.5
Total Plays	1034	1036
Avg. Per Play	4.7	4.5
NET YARDS RUSHING	2131	2396
Avg. Per Game	133.2	149.8
Total Rushes	526	607
NET YARDS PASSING	2741	2236
Avg. Per Game	171.3	139.8
Sacked-Yards Lost	38-298	33-284
Gross Yards	3039	2520
Att.-Completions	470-250	396-193
Completion Pct.	53.2	48.7
Had Intercepted	30	20
PUNTS-AVG.	95-42.4	108-41.6
PENALTIES-YARDS	110-956	123-1074
FUMBLES-BALL LOST	36-19	36-17
TOUCHDOWNS	29	34
Rushing	10	16
Passing	14	14
Returns	5	4

Score by Periods	1	2	3	4	OT	Total
Bengals	30	79	46	97	0	252
Opponents	66	106	53	56	3	284

SCORING	TD	Ru	Rc	Rt	PAT	FG	S	TP
Bahr	0	0	0	0	26-29	16-30	0	74
P. Johnson	7	7	0	0	-	-	0	42
Bass	5	0	4	1	-	-	0	30
Curtis	3	0	3	0	-	-	0	18
A. Griffin	3	0	3	0	-	-	0	18
Perry	3	0	0	3	-	-	0	18
Brooks	2	0	2	0	-	-	0	12
Davis	2	2	0	0	-	-	0	12
Walker	2	0	2	0	-	-	0	12
Anderson	1	1	0	0	-	-	0	6
Jauron	1	0	0	1	-	-	0	6
Burley	0	0	0	0	-	-	1	2
TEAM	0	0	0	0	-	-	1	2
Bengals	29	10	14	5	26-29	16-30	2	252
Opponents	34	16	14	4	30-34	16-23	1	284

PASSING	Att	Cmp	Yds	Cmp %	Yds/Att	TD	TD %	INT	Int %	Lg	Sack-Lost	Rat
Anderson	319	173	2219	54.2	6.96	10	3.1	22	6.9	57	30-237	58.0
Reaves	144	74	790	51.4	5.49	3	2.1	8	5.6	51	8-61	51.6
Hertel	4	1	9	25.0	2.25	0	0.0	0	0.0	9	0-0	39.6
A. Griffin	3	2	21	66.7	7.00	1	33.3	0	0.0	18	0-0	126.4
Bengals	470	250	3039	53.2	6.47	14	3.0	30	6.4	57	38-298	56.7
Opponents	396	193	2520	48.7	6.36	14	3.5	20	5.1	53	33-284	60.0

RUSHING	No	Yds	Avg	Lg	TD
P. Johnson	180	762	4.2	50	7
A. Griffin	132	484	3.7	30	0
Turner	84	333	4.0	65	0
Clark	40	187	4.7	20	0
Anderson	29	167	5.8	16	1
Elliott	29	75	2.6	12	0
Davis	21	57	2.7	15	2
Reaves	6	50	8.3	20	0
Dinkel	1	20	20.0	20	0
Curtis	1	1	1.0	1	0
Hertel	1	0	0.0	0	0
Law	1	-1	-1.0	-1	0
Bass	1	-4	-4.0	-4	0
Bengals	526	2131	4.1	65	10
Opponents	607	2396	3.9	70	16

RECEIVING	No	Yds	Avg	Lg	TD
Curtis	47	737	15.7	57	3
A. Griffin	35	284	8.1	27	3
P. Johnson	31	236	7.6	34	0
Brooks	30	506	16.9	45	2
Bass	27	447	16.6	51	4
McInally	15	189	12.6	49	0
Corbett	12	187	15.6	51	0
Walker	12	126	10.5	28	2
Elliott	12	100	8.3	18	0
Clark	11	73	6.6	26	0
Turner	11	50	4.5	8	0
Davis	5	81	16.2	20	0
Davis	2	23	11.5	14	0
Bengals	250	3039	12.2	57	14
Opponents	193	2520	13.1	53	14

INTERCEPTIONS	No	Yds	Avg	Lg	TD
Jauron	4	52	13.0	24	1
Perry	3	59	19.7	39	2
Riley	3	33	11.0	17	0
Brooks	3	25	8.3	18	0
Morgan	1	64	64.0	64	0
Shumon	1	48	48.0	48	0
Cobb	1	13	13.0	13	0
LeClair	1	11	11.0	11	0
Williams	1	11	11.0	11	0
Edwards	1	2	2.0	2	0
Dinkel	1	1	1.0	1	0
Bengals	20	319	16.0	64	3
Opponents	30	211	7.0	40	2

PUNTING	No	Yds	Avg	TB	Lg	B
McInally	91	3919	43.1	10	65	0
Bahr	4	108	27.0	1	41	0
Bengals	95	4027	42.4	11	65	0
Opponents	108	4496	41.6	-	-	-

PUNT RETURNS	Ret	FC	Yds	Avg	Lg	TD
Law	25	4	106	4.2	17	0
Davis	22	8	130	5.9	12	0
Breeden	6	1	-12	-2.0	1	0
Bass	3	0	8	2.7	7	0
Jauron	3	2	32	10.7	15	0
Bengals	59	15	264	4.5	17	0
Opponents	58	-	564	9.7	-	0

USUAL STARTERS

OFFENSE	ISAAC CURTIS	DE	GARY BURLEY
WR	Isaac Curtis	LE	Gary Burley
LT	Mike Wilson	LD	Wilson Whitley
	Rufus Mayes	RD	Eddie Edwards
LG	Glenn Bujnoch	RE	Ross Browner
C	Blair Bush	LLB	Glenn Cameron
RG	Dave Lapham	MLB	Jim LeClair
RT	Vernon Holland	RLB	Reggie Williams
TE	Don Bass	LCB	Louis Breeden
WR	Billy Brooks	RCB	Ken Riley
QB	Ken Anderson	SS	Marvin Cobb
HB	Archie Griffin	FS	Scott Perry
	Deacon Turner		
FB	Pete Johnson		
	Boobie Clark		

KICKOFF RETURNS	No	Yds	Avg	Lg	TD
R. Griffin	37	787	21.3	39	0
Bass	7	138	19.7	33	0
A. Griffin	4	94	23.5	26	0
Davis	3	51	17.0	21	0
Law	2	30	15.0	17	0
Turner	1	24	24.0	24	0
Corbett	1	15	15.0	15	0
Breeden	1	12	12.0	12	0
Clark	1	11	11.0	11	0
Vincent	1	2	2.0	2	0
Bengals	58	1164	20.1	39	0
Opponents	49	1105	22.6	-	0

FIELD GOALS	1-19	20-29	30-39	40-49	50+
Bahr	0-0	5-7	4-8	6-12	1-3
Bengals	0-0	5-7	4-8	6-12	1-3

FIELD GOAL ATTEMPTS BY GAME:
Bahr: (42G) (30B, 37N, 37G) (50N, 33G) (47N, 42G, 22G, 20G) (46G) (29B) (25N, 52G, 44N, 51N) (-) (45N) (49N) (-) (48N, 29G, 48G) (38N, 34G) (46N, 32G) (24G, 37B, 42G) (23G, 49G).

DEFENSE/SPECIAL TEAMS/MISC. DEF.*

Player	ST	AT	TT	Sks-Yds	PD	FF	FR
LeClair	91	27	118	2-22	2	1	0-0
Cameron	63	30	93	3-23	4	0	0-0
Williams	69	17	86	3-20	10	1	1-30
Burley	63	19	82	4-29	2	2	0-0
Breeden	60	9	69	1-4	12	0	0-0
Browner	53	16	69	6.5-73.5	2	2	3-21
Cobb	50	12	62	0-0	12	0	0-0
Whitley	43	15	58	3-30	2	0	2-10
Edwards	45	12	57	5.5-39.5	0	0	2-0
Dinkel	30	11	41	2-16	1	1	3-30
Jauron	29	12	41	1-15	4	0	0-0
Perry	35	14	49	0-0	8	0	1-0
Riley	26	2	28	0-0	11	0	1-0
DePaso	15	5	20	0-0	0	1	0-0
Morgan	14	6	20	0-0	3	1	0-0
Shumon	6	5	11	0-0	0	0	0-0
Clark	10	0	10	0-0	0	0	0-0
Corbett	9	1	10	0-0	0	0	0-0
Vincent	6	4	10	0-0	1	0	0-0
R. Griffin	9	0	9	0-0	0	0	1-0
Davis	8	1	9	0-0	0	0	0-0
Harris	7	0	7	2-12	2	0	1-0
Bush	6	1	7	0-0	0	0	0-0
Devlin	3	3	6	0-0	0	0	0-0
Rud	5	0	5	0-0	0	0	0-0
Bass	4	0	4	0-0	0	0	1-0
Elliott	3	0	3	0-0	0	0	0-0
Phillips	3	0	3	0-0	0	0	0-0
Purelory	3	0	3	0-0	0	0	0-0
A. Griffin	2	0	2	0-0	0	0	0-0
B. Johnson	2	0	2	0-0	0	0	1-0
Lapham	2	0	2	0-0	0	0	0-0
Law	2	0	2	0-0	0	0	0-0
Bahr	1	1	2	0-0	0	0	0-0
Curtis	1	0	1	0-0	0	0	0-0
McInally	1	0	1	0-0	0	0	0-0
Turner	0	1	1	0-0	0	0	0-0

Blocked kicks: Perry (1 blocked punt).

*Press box statistics

TEAM HISTORY

1979 FINAL STATISTICS (4-12-0)

USUAL STARTERS

OFFENSE		DEFENSE	
WR	Don Bass	LE	Gary Burley
LT	Mike Wilson	LDT	Eddie Edwards
LG	Glenn Bujnoch	RDT	Wilson Whitley
C	Blair Bush	RE	Ross Browner
RG	Dave Lapham	MLB	Bo Harris
RT	Vernon Holland	LLB	Jim LeClair
TE	Dan Ross	RLB	Reggie Williams
WR	Isaac Curtis	LCB	Louis Breeden
QB	Ken Anderson	RCB	Ken Riley
HB	Archie Griffin	SS	Marvin Cobb
FB	Pete Johnson	FS	Dick Johnson

FIELD GOALS 1-19 20-29 30-39 40-49 50+

Bahr 0-0 4-6 3-7 4-8 2-2

Bengals 0-0 4-6 3-7 4-8 2-2

BENGALS GOAL ATTEMPTS BY GAME:

Bahr: (-) (24G) (37N) (48N, 55G, 32N, 52G) (48G, 38G) (43N) (49N) (25N) (24G, 24G, 43G) (38N) (28G) (-) (38G, 33G, 27N) (37N, 46G) (-) (43G, 46N).

DEFENSE/SPECIAL TEAMS/MISC. DEF.*

Player	ST	AT	TT	Sks- Yds	PD	FF	FR- Yds
LeClair	92	46	138	0-0	5	0	1-27
Williams	66	25	91	3-16	5	2	1-0
Harris	59	18	77	4-33	4	1	0-0
Jauron	55	18	73	0-0	5	2	3-0
Cobb	50	17	67	0-0	7	0	0-0
Burley	56	10	66	5-40	2	0	0-0
R. Browner	48	16	64	6-36	5	2	1-0
J. Browner	48	13	61	0-0	4	2	1-0
Edwards	40	15	55	4.5-40	2	0	2-0
Whitley	32	11	43	3.5-19.5	3	1	2-0
Riley	33	9	42	0-0	13	0	3-31
Dinkel	31	11	42	1-1	1	0	0-0
Cameron	29	12	41	0-0	1	0	0-0
Perry	23	9	32	0-0	3	0	0-0
R. Griffin	30	1	31	0-0	6	0	1-0
White	20	8	28	2-16	0	0	0-0
Breeden	17	5	22	0-0	5	0	0-0
Mitchell	13	7	20	3-14	1	0	0-0
Roud	14	5	19	0-0	0	0	0-0
Kurnick	16	1	17	0-0	0	2	2-38
Levenseller	14	2	16	0-0	0	0	2-0
Lusby	11	1	12	0-0	0	1	2-0
Burk	4	1	5	0-0	0	0	1-0
Poole	4	1	5	0-0	0	0	1-0
Corbett	3	0	3	0-0	0	0	0-0
Walker	3	0	3	0-0	0	0	0-0
Wilson	2	0	2	0-0	0	0	0-0
Alexander	1	0	1	0-0	0	0	0-0
Bahr	1	0	1	0-0	0	0	0-0
Bush	1	0	1	0-0	0	0	0-0
Curtis	1	0	1	0-0	0	0	0-0
P. Johnson	1	0	1	0-0	0	0	0-0
Lapham	1	0	1	0-0	0	0	0-0
Montoya	1	0	1	0-0	0	0	0-0

Blocked kicks: Burley (1 blocked FG), Cobb (1 blocked FG).

*Press box statistics

Date	W/L	Score	Opponent	Att.	RUSHING	No	Yds	Avg	Lg	TD
Sept. 2	L	0-10	at Denver	74,788	P. Johnson	243	865	3.6	35	14
Sept. 9	L	24-51	at Buffalo	43,504	A. Griffin	140	688	4.9	63	0
Sept. 16	L	14-20	New England	41,805	Alexander	88	286	3.3	17	1
Sept. 23	L	27-30*	Houston	45,615	Anderson	28	235	8.4	21	2
Sept. 30	L	13-38	at Dallas	63,179	Thompson	21	116	5.5	21	5
Oct. 7	L	7-10	Kansas City	40,041	Turner	28	86	3.1	10	1
Oct. 14	W	34-10	Pittsburgh	52,381	Bass	4	35	8.8	14	0
Oct. 21	L	27-28	at Cleveland	75,119	McInally	1	18	18.0	18	0
Oct. 28	W	37-13	Philadelphia	42,036	Dinkel	2	14	7.0	9	0
Nov. 4	L	28-38	at Baltimore	37,740	Kreider	2	0	0.0	0	0
Nov. 11	L	24-26	San Diego	40,782	Poole	1	-3	-3.0	-3	0
Nov. 18	L	21-42	at Houston	49,829	Curtis	2	-11	-5.5	-4	0
Nov. 25	W	34-28	St. Louis	25,103	Bengals	560	2329	4.2	63	23
Dec. 2	L	17-37	at Pittsburgh	46,521	Opponents	528	2219	4.2	36	22
Dec. 9	L	14-28	at Washington	52,882	RECEIVING	No	Yds	Avg	Lg	TD
Dec. 16	W	16-12	Cleveland	42,183	Bass	58	724	12.5	50	3

TEAM STATISTICS	Bengals	Opponents
TOTAL FIRST DOWNS	289	334
Rushing	138	133
Passing	131	175
Penalty	20	26
TOTAL NET YARDS	4639	5911
Avg. Per Game	289.9	369.4
Total Plays	1049	1052
Avg. Per Play	4.4	5.6
NET YARDS RUSHING	2329	2219
Avg. Per Game	145.6	138.7
Total Rushes	560	528
NET YARDS PASSING	2310	3692
Avg. Per Game	144.4	230.8
Sacked-Yards Lost	63-511	32-216
Gross Yards	2821	3908
Att.-Completions	426-228	492-275
Completion Pct.	53.5	55.9
Had Intercepted	15	20
PUNTS-AVG.	91-40.4	71-39.6
PENALTIES-YARDS	88-744	101-871
FUMBLES-BALL LOST	24-14	39-24
TOUCHDOWNS	43	52
Rushing	23	22
Passing	17	27
Returns	3	3

Score by Periods	1	2	3	4	OT	Total
Bengals	83	115	75	64	0	337
Opponents	57	140	106	115	3	421

SCORING	TD-Ru	Rc-Rt	PAT	FG	S	TP
P. Johnson	15	14	1	0	-	0 90
Bahr	0	0	0	40-42	13-23	0 79
Curtis	8	0	8	0	-	0 48
Thompson	5	5	0	0	-	0 30
Bass	3	0	3	0	-	0 18
Anderson	2	2	0	0	-	0 12
A. Griffin	2	0	2	0	-	0 12
Alexander	1	1	0	0	-	0 6
Brooks	1	0	1	0	-	0 6
R. Griffin	1	0	0	1	-	0 6
Kurnick	1	0	0	1	-	0 6
LeClair	1	0	0	1	-	0 6
Ross	1	0	1	0	-	0 6
Turner	1	0	1	0	-	0 6
Walker	1	0	1	0	-	0 6
Bengals	43	23	17	3	40-43	13-23 0 337
Opponents	52	22	27	3	49-52	20-27 0 421

INTERCEPTIONS	No	Yds	Avg	Lg	TD
Jauron	6	41	6.8	12	0
R. Griffin	4	167	41.8	96	1
Cobb	3	19	6.3	14	0
Williams	2	5	2.5	3	0
J. Browner	1	15	15.0	15	0
Perry	1	11	11.0	11	0
Whitley	1	2	2.0	2	0
LeClair	1	0	0.0	0	0
Riley	1	0	0.0	0	0
Bengals	20	260	13.0	96	1
Opponents	15	305	20.3	68	2

PUNTING	No	Yds	Avg	TB	Lg	B
McInally	89	3678	41.3	12	61	2
Bengals	91	3678	40.4	12	61	2
Opponents	71	2812	39.6	-	-	-

PUNT RETURNS	Ret	FC	Yds	Avg	Lg	TD
Lusby	32	4	260	8.1	40	0
Levenseller	8	2	46	5.8	21	0
Burk	1	1	0	0.0	0	0
Jauron	1	2	10	10.0	10	0
Bengals	42	9	316	7.5	40	0
Opponents	48	-	325	6.8	-	0

KICKOFF RETURNS	No	Yds	Avg	Lg	TD
Turner	55	1149	20.9	36	0
Poole	7	128	18.3	24	0
Lusby	6	92	15.3	28	0
J. Browner	6	87	14.5	26	0
Kurnick	4	60	15.0	20	0
R. Browner	2	29	14.5	15	0
R. Griffin	1	15	15.0	15	0
Bengals	81	1560	19.3	36	0
Opponents	63	1258	20.0	-	0

PASSING	Att	Cmp	Yds	Cmp %	Yds/Att	TD	TD %	INT	Int %	Lg	Sack-Lost	Rat
Anderson	339	189	2340	55.8	6.90	16	4.7	10	2.9	731	46-324	80.7
Thompson	87	39	481	44.8	5.53	1	1.1	5	5.7	50	16-178	42.4
Kreider	0	0	0	0.0	0.00	0	0.0	0	0.0	0	1-9	-
Bengals	426	228	2821	53.5	6.62	17	4.0	15	3.5	731	63-511	72.9
Opponents	492	275	3908	55.9	7.94	27	5.5	20	4.1	59	32-216	83.1

USUAL STARTERS

Date	W/L	Score	Opponent	Att.	RUSHING	No	Yds	Avg	Lg	TD
Sept. 7	L	12-17	Tampa Bay	43,211	Johnson	186	747	4.0	57	6
Sept. 14	L	16-17	at Miami	38,322	Alexander	169	702	4.2	37	2
Sept. 21	W	30-28	Pittsburgh	52,490	A. Griffin	85	260	3.1	14	0
Sept. 28	L	10-13	Houston	50,413	Turner	30	130	4.3	24	0
Oct. 5	L	9-14	at Green Bay	55,006	Anderson	16	122	7.6	20	0
Oct. 12	W	17-16	at Pittsburgh	53,668	Thompson	18	84	4.7	15	1
Oct. 19	W	14-0	Minnesota	44,487	Montgomery	1	12	12.0	12	0
Oct. 26	L	3-23	at Houston	49,189	Levenseller	1	6	6.0	6	0
Nov. 2	L	14-31	San Diego	46,406	Poole	5	6	1.2	7	0
Nov. 9	L	17-28	at Oakland	44,132	M. Harris	1	0	0.0	0	0
Nov. 16	L	0-14	Buffalo	40,836	McNally	1	0	0.0	0	0
Nov. 23	L	7-31	at Cleveland	79,253	Bengals	453	2069	4.6	57	9
Nov. 30	W	20-6	at Kansas City	41,594	Opponents	569	1680	3.0	55	13
Dec. 7	W	34-33	Baltimore	35,651	RECEIVING	No	Yds	Avg	Lg	TD
Dec. 14	W	17-14*	at Chicago	48,805	Ross	56	724	12.9	37	3
Dec. 21	L	24-27	Cleveland	50,058	Curtis	43	610	14.2	67	3

TEAM STATISTICS	Bengals	Opponents
First Downs	20	19
Yards	367	380
Passing Yards	229	250
Rushing Yards	138	130
Total Offense	367	380
Turnovers	1	2
Fumbles Lost	0	0
Interceptions	1	2
Punts	2	2
Punt Yards	60	60
Kicks	2	2
Kick Yards	60	60
Field Goals	0	0
Red Zone	1	1
Sacks	2	2
Penalties	5	5
Penalty Yards	50	50

TOTAL FIRST DOWNS	283	286
Rushing	111	111
Passing	147	154
Penalty	25	21
TOTAL NET YARDS	4884	4804
Avg. Per Game	305.3	300.3
Total Plays	1060	995
Avg. Per Play	4.6	4.8
NET YARDS RUSHING	2069	1680
Avg. Per Game	129.3	105.0
Total Rushes	513	469
NET YARDS PASSING	2815	3124
Avg. Per Game	175.9	195.3
Sacked-Yards Lost	37-287	35-302
Gross Yards	3102	3426
Att.-Completions	510-281	491-284
Completion Pct.	55.1	57.8
Had Intercepted	25	20
PUNTS-AVG.	87-39.7	72-38.5
PENALTIES-YARDS	118-949	106-809
FUMBLES-BALL LOST	22-8	44-22
TOUCHDOWNS	28	38
Rushing	9	13
Passing	17	22
Returns	2	

Score by Periods	1	2	3	4	OT	Total
Bengals	80	65	30	66	3	244
Opponents	17	109	85	101	0	312

SCORING	TD	Ru	Re	Ri	PAT	FG	S	TP
Sunter	0	0	0	0	15-15	11-20	0	46
Johnson	7	6	1	0	-	-	0	42
Bass	6	0	6	0	-	-	0	36
Ross	4	0	4	0	-	-	0	24
Breech	0	0	0	0	11-12	4-7	0	23
Curtis	3	0	3	0	-	-	0	18
Alexander	2	2	0	0	-	-	0	12
R. Griffin	2	0	0	2	-	-	0	12
McInally	2	0	2	0	-	-	0	12
Thompson	1	1	0	0	-	-	0	6
Turner	1	0	1	0	-	-	0	6
Williams	0	0	0	0	-	-	1	2
Vitello	0	0	0	0	1-1	0-2	0	1
TEAM	0	0	0	0	-	-	1	2
Bengals	28	9	12	2	27-28	15-29	2	242
Opponents	38	13	27	3	36-38	16-27	0	314

RECEIVING	No	Yds	Avg	Lg	TD
Ross	56	724	12.9	37	4
Curtis	43	610	14.2	67	3
Alexander	36	192	5.3	23	0
Bass	32	409	12.8	55	6
A. Griffin	28	196	7.0	19	0
Johnson	21	172	8.2	28	1
McInally	18	269	14.9	59	2
Kreider	17	272	16.0	30	0
Turner	12	73	6.1	15	1
M. Harris	10	137	13.7	26	0
Corbett	3	28	9.3	12	0
Levenseller	2	30	15.0	22	0
Poole	2	-4	-2.0	3	0
Munoz	1	-6	-6.0	-6	0
Bengals	281	3102	11.0	67	27
Ongals	284	3426	12.1	68	22

INTERCEPTIONS	No	Yds	Avg	Lg	TD
Breeden	7	91	13.0	29	0
Cameron	3	43	14.3	27	0
Riley	3	9	3.0	9	0
R. Griffin	2	80	40.0	52†	2
Williams	2	8	4.0	8	0
Jauron	1	11	11.0	11	0
Hicks	1	8	8.0	8	0
Bright	1	5	5.0	5	0
Bengals	20	255	12.8	52†	2
Opponents	25	351	14.0	47	3

PUNTING	No	Yds	Avg	TB	Lg	B
McInally	83	3390	40.8	12	61	2
Breech	2	67	33.5	1	37	0
Bengals	85	3457	40.7	13	61	2
Opponents	72	2773	38.5	-	-	-

PUNT RETURNS	Ret	FC	Yds	Avg	Lg	TD
Montgomery	31	7	223	7.2	42	0
Heath	6	1	29	4.8	11	0
Bright	1	0	0	0.0	0	0
Williams	1	0	0	0.0	0	0
Bengals	39	8	252	6.5	42	0
Opponents	46	-	478	10.4	-	-

KICKOFF RETURNS	No	Yds	Avg	Lg	TD
Montgomery	44	843	19.2	40	0
Turner	9	173	19.2	31	0
Hicks	5	87	17.4	21	0
Heath	3	51	17.0	21	0
Kreider	1	19	19.0	19	0
J. Browner	2	10	5.0	10	0
Poole	1	8	8.0	8	0
Simpkins	3	8	2.7	8	0
Bengals	68	1199	17.6	40	0
Opponents	57	1180	20.7	-	-

PASSING	Att	Cmp	Yds	Cmp %	Yds/Att	TD	TD %	Int %	Lg	Sack-Lost	Rate	
Anderson	275	166	1778	60.4	6.47	6	2.2	13	4.7	671	24-174	66.9
Thompson	234	115	1324	49.1	5.66	11	4.7	12	5.1	591	13-113	60.3
Kreider	1	0	0	0.0	0.00	0	0.0	0	0.0	0	0-0	39.6
Bengals	510	281	3102	55.1	6.08	17	3.3	25	4.9	671	37-287	64.3
Okoegbolu	491	284	3426	57.8	6.98	22	4.5	20	4.1	681	35-302	77.0

OFFENSE	DEFENSE
WR Don Bass	LE Eddie Edwards
LT Anthony Munoz	NT Wilson Whitley
LG Glenn Bujnoch	RE Ross Brown
C Blair Bush	LOLB Tom Dinkel
RG Max Montoya	Bo Harris
RT Mike Wilson	LiLB Jim LeClair
TE Dan Ross	RiLB Glenn Cameron
WR Isaac Curtis	ROLB Reggie Williams
QB Ken Anderson	LCB Ray Griffin
HB Charles Alexander	RCB Ken Riley
Archie Griffin	SS Greg Bright
Pete Johnson	FS Dick Jauron
Charles Alexander	

FIELD GOALS	1-19	20-29	30-39	40-49	50+
Sunter	0-0	7-7	3-7	1-5	0-1
Breech	0-0	2-2	1-2	1-3	0-0
Vitiello	0-0	0-0	0-2	0-0	0-0
Benoals	0-0	9-9	4-11	2-8	0-1

FIELD GOAL ATTEMPTS BY GAME:

Sunter: (35G) (48N, 46N) (32N, 21G, 42G, 27G)
 (26G) (20G, 31G, 34G) (24G, 52N, 38N) (33N)
 (23G, 43N) (35N) (29G, 43N) (-) (-) (-) (-) (-) (-).
Vitiello: (-) (-) (-) (-) (-) (-) (-) (-) (-) (-) (30B,
 33N) (-) (-) (-) (-). **Breech:** (-) (-) (-) (-) (-) (-)
 (-) (-) (-) (-) (-) (-) (47N) (21G, 32G) (28G, 45N)
 (33N, 42G).

DEFENSE/SPECIAL TEAMS/MISC. DEF.*

Player	ST	AT	TT	Sks-Yds	PD	FF	FR-Yds
LeClair	74	24	98	0-0	7	0	1-0
Cameron	74	12	86	0-0	2	2	1-0
Williams	64	16	80	2-22	3	0	1-0
Dinkel	49	14	63	1-11	2	0	1-0
R. Griffin	50	8	58	0-0	8	1	2-14
R. Browner	47	11	58	8-74	5	0	0
B. Harris	44	11	55	2-11	3	2	2-15
Rifley	51	3	54	0-0	14	0	0
Hicks	46	6	52	1-10	4	1	1-0
Jauch	40	9	49	0-0	3	1	0-0
Bright	37	10	47	1-10	2	1	3-0
Edwards	42	1	43	12-105	1	0	1-0
Breeden	38	0	38	0-0	12	0	0-0
Simpkins	26	10	36	1-0	2	1	1-0
Whitley	25	7	32	2-16	0	0	0-0
Razzano	11	4	15	0-0	0	0	1-0
Poole	10	1	11	0-0	0	1	1-0
St. Clair	10	1	11	5-43	0	0	0-0
Burley	9	0	9	0-0	1	0	0-0
Levenseller	7	1	8	0-0	0	0	0-0
J. Harris	7	0	7	0-0	0	0	0-0
White	6	1	7	0-0	0	0	0-0
Melontree	6	0	6	0-0	0	0	1-0
Bush	4	1	5	0-0	0	0	0-0
Horn	3	1	4	0-0	1	0	0-0
Heath	3	0	3	0-0	0	0	0-0
Wilson	3	0	3	0-0	0	0	0-0
Suggs	2	1	3	0-0	0	0	0-0
Breesh	2	0	2	0-0	0	0	0-0
J. Browner	2	0	2	0-0	1	0	0-0
Glass	2	0	2	0-0	0	0	0-0
Moore	2	0	2	0-0	0	0	0-0
Munoz	2	0	2	0-0	0	0	0-0
Ross	2	0	2	0-0	0	0	0-0
Alexander	1	0	1	0-0	0	0	0-0
Bujnoch	1	0	1	0-0	0	0	0-0
Corbett	1	0	1	0-0	0	0	0-0
Curtis	1	0	1	0-0	0	0	0-0
A. Griffin	1	0	1	0-0	0	0	0-0
Lapham	1	0	1	0-0	0	0	0-0
Montgomery	1	0	1	0-0	0	0	0-0
Montoya	1	0	1	0-0	0	0	0-0
Thompson	1	0	1	0-0	0	0	0-0

Blocked kicks: Glass (1 blocked FG), White (1 blocked FG, 1 blocked PAT).

*Press box statistics

1981 FINAL STATISTICS (12-4-0)

Date	W/L	Score	Opponent	Att.
Sept. 6	W	27-21	Seattle	41,177
Sept. 13	W	31-30	at N.Y. Jets	49,454
Sept. 20	L	17-20	Cleveland	52,170
Sept. 27	W	27-24	Buffalo	46,418
Oct. 4	L	10-17	at Houston	44,350
Oct. 11	W	41-19	at Baltimore	33,060
Oct. 18	W	34-7	Pittsburgh	57,090
Oct. 25	L	7-17	at New Orleans	46,336
Nov. 1	W	34-21	Houston	54,736
Nov. 8	W	40-17	at San Diego	51,259
Nov. 15	W	24-10	Los Angeles	56,836
Nov. 22	W	38-21	Denver	57,207
Nov. 29	W	41-21	at Cleveland	75,186
Dec. 6	L	3-21	San Francisco	56,796
Dec. 13	W	17-10	at Pittsburgh	50,623
Dec. 20	W	30-28	at Atlanta	35,972

TEAM STATISTICS	Bengals	Opponents
TOTAL FIRST DOWNS	361	324
Rushing	124	126
Passing	210	167
Penalty	27	31
3rd Down Efficiency	45.2	42.5
POSSESSION AVG.	30:52	29:08
TOTAL NET YARDS	5968	5289
Avg. Per Game	373.0	330.6
Total Plays	1078	1055
Avg. Per Play	5.5	5.0
NET YARDS RUSHING	1973	1881
Avg. Per Game	123.3	117.6
Total Rushes	493	465
NET YARDS PASSING	3995	3408
Avg. Per Game	249.7	213.0
Sacked-Yards Lost	35-205	42-349
Gross Yards	4200	3757
Att.-Completions	550-332	548-316
Completion Pct.	60.4	57.7
Had Intercepted	12	19
PUNTS-AVG.	73-44.8	81-40.3
PENALTIES-YARDS	109-896	104-787
FUMBLES-BALL LOST	25-12	32-18
TOUCHDOWNS	51	38
Rushing	19	12
Passing	30	24
Returns	2	2

Score by Periods	1	2	3	4	OT	Total
Bengals	74	150	58	136	3	421
Opponents	38	111	17	138	0	304

SCORING TD-Ru-Rc-RT	PAT	FG	S	TP
Breech	0	0	0	0
Johnson	16	12	4	0
Collinsworth	8	0	0	0
Kreider	5	0	5	0
Ross	5	0	5	0
A. Griffin	4	3	1	0
Alexander	3	2	1	0
Curtis	2	0	2	0
M. Harris	2	0	2	0
Verser	2	0	2	0
Anderson	1	1	0	0
Breeden	1	0	1	0
Hargrove	1	1	0	0
St. Clair	1	0	1	0
Bengals	51	19	30	2
Opponents	38	12	24	2

PASSING	Att	Cmp	Yds	Cmp %	Yds/Att	TD	Int	%	Lg	Sack-Lost	Rat
Anderson	479	300	3754	62.6	7.84	29	6.1	10	2.1	741	98.4
Thompson	49	21	267	42.9	5.45	1	2.0	2	4.1	21	50.3
Schonert	19	10	166	52.6	8.74	0	0.0	0	0.0	36	82.3
Kreider	3	1	13	33.3	4.33	0	0.0	0	0.0	13	47.9
Bengals	550	332	4200	60.4	7.64	30	5.5	12	2.2	741	93.3
Opponents	548	316	3757	57.7	6.86	24	4.4	19	3.5	651	78.9

RUSHING	No	Yds	Avg	Lg	TD
Johnson	274	1077	3.9	391	12
Anderson	46	320	7.0	25	1
Alexander	98	292	3.0	16	2
A. Griffin	47	163	3.5	23	3
Hargrove	16	66	4.1	27	1
Schonert	7	41	5.9	19	1
Kreider	1	21	21.0	21	0
Verser	2	11	5.5	9	0
Bass	1	9	9.0	9	0
McInally	1	-27	-27.0	-27	0
Bengals	493	1973	4.0	391	19
Opponents	465	1881	4.0	43	12

RECEIVING	No	Yds	Avg	Lg	TD
Ross	71	910	12.8	37	5
Collinsworth	67	1009	15.1	741	8
Johnson	46	320	7.0	33	4
Curtis	37	609	16.5	68	2
Kreider	37	520	14.1	46	5
Alexander	28	262	9.4	651	1
A. Griffin	20	160	8.0	17	1
M. Harris	13	181	13.9	42	2
Verser	6	161	26.8	731	2
McInally	6	68	11.3	20	0
Hargrove	1	0	0.0	0	0
Bengals	332	4200	12.7	74	30
Opponents	316	3757	11.9	651	24

INTERCEPTIONS	No	Yds	Avg	Lg	TD
Riley	5	6	1.2	6	0
Breeden	4	145	36.3	1021	1
Williams	4	33	8.3	14	0
B. Harris	2	92	46.0	49	0
Fuller	1	31	31.0	31	0
Razzano	1	11	11.0	11	0
Cameron	1	0	0.0	0	0
LeClair	1	0	0.0	0	0
Bengals	19	318	16.7	1021	1
Opponents	12	143	11.9	38	1

PUNTING	No	Yds	Avg	TB	Lg	B
McInally	72	3272	45.4	11	62	1
Bengals	73	3272	44.8	11	62	1
Opponents	81	3266	40.3	-	-	-

PUNT RETURNS	Ret	FC	Yds	Avg	Lg	TD
Fuller	23	13	177	7.7	34	0
Simmons	5	6	24	4.8	11	0
Hicks	1	0	4	4.0	4	0
Bengals	29	19	205	7.1	34	0
Opponents	42	-	416	9.9	-	0

KICKOFF RETURNS	No	Yds	Avg	Lg	TD
Verser	29	691	23.8	78	0
Chapman	8	171	21.4	29	0
A. Griffin	6	119	19.8	28	0
Fuller	1	34	34.0	34	0
R. Griffin	2	31	15.5	17	0
Simmons	1	10	10.0	10	0
Dinkel	1	0	0.0	0	0
Kemp	1	0	0.0	0	0
Razzano	1	0	0.0	0	0
Bengals	49	1056	21.6	78	0
Opponents	80	1612	20.2	961	1

USUAL STARTERS

OFFENSE		DEFENSE	
WR	Cris Collinsworth	LE	Eddie Edwards
LT	Anthony Munoz	NT	Wilson Whitley
LG	Dave Lapham	RE	Ross Browner
C	Blair Bush	LOLB	Bo Harris
RG	Max Montoya	LILB	Jim LeClair
RT	Mike Wilson	RILB	Glenn Cameron
TE	Dan Ross	ROLB	Reggie Williams
WR	Isaac Curtis	LCB	Louis Breeden
QB	Ken Anderson	RCB	Ken Riley
HB	Charles Alexander	SS	Bobby Kemp
FB	Pete Johnson	FS	Bryan Hicks

FIELD GOALS	1-19	20-29	30-39	40-49	50+
Breech	0-0	9-11	7-9	5-11	1-1
Bengals	0-0	9-11	7-9	5-11	1-1

FIELD GOAL ATTEMPTS BY GAME:
Breech: (25G, 40G, 43N) (25N, 44G) (42B, 29N, 21G) (23G, 28G) (45G, 36N, 48N) (38G, 24G) (27G, 23G) (-) (30G, 51G) (43G, 33G) (37G) (38G, 46N, 48N) (-) (30G) (38G, 41N) (39N, 29G, 20G, 45G).

DEFENSE/SPECIAL TEAMS/MISC. DEF.*								
Player	ST	AT	TT	Sks-Yds	PD	FF	FR-Yds	
LeClair	81	31	112	1-10	7	0	1-0	
Williams	83	23	106	11-90	3	3	3-0	
Cameron	76	20	96	0-0	7	3	0-0	
B. Harris	69	20	89	2-11	5	0	2-3	
Breeden	67	13	80	0-0	12	1	1-10	
Hicks	53	22	75	0-0	8	1	2-3	
Kemp	53	17	70	1-6	8	2	0-0	
Browner	47	11	58	9-80	2	2	1-0	
Edwards	36	11	47	10-89	0	2	1-0	
Riley	38	5	43	0-0	14	1	1-0	
Razzano	31	10	41	0-0	0	2	0-0	
Whitley	23	8	31	2-12	0	0	0-0	
Dinkel	24	4	28	0-0	0	0	0-0	
Simmons	20	3	23	0-0	2	0	0-0	
Horn	18	5	23	0-0	0	0	1-0	
St. Clair	17	4	21	3-24	2	0	1-12	
Frazier	14	7	21	0-0	2	0	0-0	
R. Griffin	13	6	19	0-0	4	1	1-0	
Fuller	13	5	18	0-0	2	0	1-0	
Burley	11	3	14	2-26	0	0	0-0	
Schuh	11	3	14	0-0	0	0	1-0	
Davis	9	1	10	0-0	0	0	0-0	
Bush	7	2	9	0-0	0	0	0-0	
Chapman	7	2	9	0-0	1	0	0-0	
Kreider	6	1	7	0-0	0	0	0-0	
Verser	6	1	7	0-0	0	0	0-0	
Hargrove	5	1	6	0-0	0	0	0-0	
M. Harris	5	1	6	0-0	0	0	0-0	
Bright	3	1	4	0-0	0	0	0-0	
Alexander	2	0	2	0-0	0	0	0-0	
Anderson	2	0	2	0-0	0	0	0-0	
Breech	2	0	2	0-0	0	0	0-0	
Lapham	2	0	2	0-0	0	0	0-0	
Munoz	2	0	2	0-0	0	0	0-0	
McInally	1	0	1	0-0	0	0	0-0	
Ross	1	0	1	0-0	0	0	0-0	
Wilson	1	0	1	0-0	0	0	0-0	
Bass	0	0	0	0-0	0	0	1-0	
TEAM	-	-	-	1-1	-	-	-	

Blocked kicks: None.
*Press box statistics

1981 SEASON PLAYOFF STATISTICS (2-1)

Date	W/L	Score	Opponent	Att.
Jan. 3*	W	28-21	Buffalo	55,420
Jan. 10+	W	27-7	San Diego	46,302
Jan. 24†	L	21-26	vs. San Francisco	81,270

*AFC Divisional Playoff

†AFC Championship

#Super Bowl XVI at Pontiac, Mich.

TEAM STATISTICS	Bengals	Opponents
TOTAL FIRST DOWNS	65	59
Rushing	26	31
Passing	33	24
Penalty	6	4
3rd Down: Made-Att.	17-34	16-35
3rd Down Pct.	50.0	45.7
4th Down: Made-Att.	1-2	0-0
4th Down Pct.	50.0	—
POSSESSION AVG.	30:28	29:32
TOTAL NET YARDS	979	912
Avg. Per Game	326.3	304.0
Total Plays	180	183
Avg. Per Play	5.4	5.0
NET YARDS RUSHING	351	389
Avg. Per Game	117.0	129.7
Total Rushes	93	99
NET YARDS PASSING	628	523
Avg. Per Game	209.3	174.3
Sacked-Yards Lost	9-39	3-21
Gross Yards	667	544
Att.-Completions	78-54	81-44
Completion Pct.	69.2	54.3
Had Intercepted	2	4
PUNTS-AVG.	10-40.1	9-41.1
Net Punting Avg.	36.0	34.2
PENALTIES-YARDS	16-126	16-136
FUMBLES-BALLS LOST	5-3	6-3
TOUCHDOWNS	10	6
Rushing	5	3
Passing	5	3
Returns	0	0

Score by Periods	1	2	3	4	OT	Tot
Bengals	24	7	17	28	—	76
Opponents	7	27	7	13	—	54

PASSING	Att	Cmp	Yds	Cmp %	Yds/Att	TD	TD %	Int %	Lg	Sack-Lost	Rating
Anderson	77	53	653	68.8	8.48	5	6.5	2	2.6	49	9-39 105.6
Thompson	1	1	14	100.0	14.00	0	0.0	0	0.0	14	0-0 118.8
Bengals	78	54	667	69.2	8.55	5	6.4	2	2.6	49	9-39 106.1
Opponents	81	44	544	54.3	6.72	3	3.7	4	4.9	54	3-21 67.1

SCORING	TD-Ru	Rc	Rt	K-PAT	FG	S	TP
Breech	0	0	0	10-10	2-3	0	16
Alexander	2	2	0	0	—	0	12
Johnson	2	2	0	0	—	0	12
Ross	2	0	2	0	—	0	12
Anderson	1	1	0	0	—	0	6
Bass	1	0	1	0	—	0	6
Collinsworth	1	0	1	0	—	0	6
M. Harris	1	0	1	0	—	0	6
Bengals	10	5	5	0	10-10	2-3	0
Opponents	6	3	3	0	6-6	4-6	0

RUSHING	No	Yds	Avg	Lg	TD
Johnson	52	161	3.1	11	2
Alexander	27	111	4.1	20-T	2
Anderson	11	69	6.3	13	1
A. Griffin	2	8	4.0	4	0
Collinsworth	1	2	2.0	2	0
Bengals	93	351	3.8	20	5
Opponents	99	389	3.9	44	3

RECEIVING	No	Yds	Avg	Lg	TD
Ross	22	244	11.1	19	2
Collinsworth	9	159	17.7	49	1
Curtis	6	92	15.3	22	0
Johnson	6	45	7.5	14	0
Alexander	6	38	6.3	16	0
Kreider	3	78	26.0	42	0
M. Harris	1	8	8.0	8	1
Bass	1	3	3.0	3	1
Bengals	54	667	12.4	49	5
Opponents	44	544	12.4	54	3

INTERCEPTIONS	No	Yds	Avg	Lg	TD
Kemp	1	24	24.0	24	0
B. Harris	1	16	16.0	16	0
Bredden	1	0	0.0	0	0
Riley	1	0	0.0	0	0
Bengals	4	40	10.0	24	0
Opponents	2	52	26.0	27	0

PUNTING	No	Yds	Avg	Net TB	In20	Lg	B
McInally	10	401	40.1	36.0	1	2	60
Bengals	10	401	40.1	36.0	1	2	60
Opponents	9	370	41.1	34.2	0	0	50

PUNT RETURNS	Ret	FC	Yds	Avg	Lg	TD
Fuller	5	2	62	12.4	27	0
Bengals	5	2	62	12.4	27	0
Opponents	4	1	21	5.3	7	0

KICKOFF RETURNS	No	Yds	Avg	Lg	TD
Verter	10	186	18.6	40	0
Frazier	1	0	0.0	0	0
A. Griffin	1	0	0.0	0	0
Bengals	12	186	15.5	40	0
Opponents	14	254	18.1	36	0

FIELD GOALS	1-19	20-29	30-39	40-49	50+
Breech	0-0	0-0	2-3	0-0	0-0
Bengals	0-0	0-0	2-3	0-0	0-0
Opponents	0-0	3-3	0-1	1-1	0-1

FIELD GOAL ATTEMPTS BY GAME:
 Breech: (33B) (31G, 38G) (-)
 Opponents: (-) (37N, 50N) (22G, 26G, 40G, 23G).

DEFENSE/SPECIAL TEAMS/MISC. DEF.*								
Player	ST	AT	TT	Sks-Yds	PD	FF	FR-Yds	
Browner	20	4	24	1-9	0	0	1-0	
Williams	12	7	19	0-0	3	1	0-0	
Hicks	14	4	18	0-0	2	1	0-0	
B. Harris	13	5	18	1-5	0	0	0-0	
Cameron	9	9	18	0-0	3	1	0-0	
Bredden	14	1	15	0-0	6	0	0-0	
Kemp	9	6	15	0-0	6	0	0-0	
LeClair	6	6	12	0-0	3	0	0-0	
Edwards	5	3	8	1-7	0	0	0-0	
Riley	6	1	7	0-0	5	0	0-0	
Whitley	4	3	7	0-0	0	0	0-0	
R. Griffin	6	0	6	0-0	1	0	0-0	
Dinkel	3	3	6	0-0	0	0	0-0	
Razzano	4	0	4	0-0	0	1	0-0	
St. Clair	2	2	4	0-0	0	0	0-0	
Davis	1	2	3	0-0	0	0	0-0	
Fuller	2	0	2	0-0	0	0	0-0	
Frazier	1	1	2	0-0	0	0	0-0	
Simmons	1	1	2	0-0	0	0	1-0	
Breech	1	0	1	0-0	0	0	0-0	
Hargrove	1	0	1	0-0	0	0	0-0	
Montoya	1	0	1	0-0	0	1	0-0	
Verter	1	0	1	0-0	0	0	0-0	
Wilson	1	0	1	0-0	0	0	0-0	
Bush	0	1	1	0-0	0	0	0-0	
Bass	0	0	0	0-0	1	0	1-0	

Blocked kicks: None.

*Press box statistics

TEAM HISTORY

1982 FINAL STATISTICS (7-2-0)

Date	W/L	Score	Opponent	Att.	RUSHING	No	Yds	Avg	Lg	TD
Sept. 12	W	27-6	Houston	52,266	Johnson	156	622	4.0	21	7
Sept. 19	L	20-26*	at Pittsburgh	53,973	Alexander	64	207	3.2	18	1
			Players Strike		Anderson	25	85	3.4	121	4
Nov. 21	W	18-14	at Philadelphia	65,172	A. Griffin	12	39	3.3	101	1
Nov. 28	W	31-17	L.A. Raiders	53,330	Curtis	3	15	5.0	8	0
Dec. 5	W	20-17	at Baltimore	23,598	Tate	2	2	1.0	2	0
Dec. 12	W	23-10	Cleveland	54,305	Verser	1	1	1.0	1	0
Dec. 20	L	34-50	at San Diego	51,296	M. Harris	2	-3	-1.5	5	0
Dec. 26	W	24-10	Seattle	55,330	Schonert	3	-8	-2.7	-3	0
Jan. 2	W	35-27	at Houston	26,522	Collinsworth	1	-11	-11.0	-11	0
*Overtime					Bengals	269	949	3.5	21	13
					Opponents	223	850	3.8	481	8

TEAM STATISTICS	Bengals	Opponents
TOTAL FIRST DOWNS	207	170
Rushing	63	61
Passing	123	102
Penalty	21	7
3rd Down Efficiency	54.1	33.7
POSSESSION AVG.	33.26	26.34
TOTAL NET YARDS	3288	2893
Avg. Per Game	365.3	321.4
Total Plays	606	551
Avg. Per Play	5.4	5.3
NET YARDS RUSHING	949	850
Avg. Per Game	105.4	94.4
Total Rushes	269	223
NET YARDS PASSING	2339	2043
Avg. Per Game	259.9	227.0
Sacked-Yards Lost	27-162	22-207
Gross Yards	2501	2250
Att.-Completions	310-219	306-187
Completion Pct.	70.6	61.1
Had Intercepted	9	14
PUNTS-AVG.	31-38.7	37-40.1
PENALTIES-YARDS	56-475	64-551
FUMBLES-BALL LOST	12-7	19-6
TOUCHDOWNS	27	21
Rushing	13	8
Passing	12	12
Returns	2	1

Score by Periods	1	2	3	4	OT	Total
Bengals	48	76	62	46	0	232
Opponents	24	42	51	54	6	177

SCORING	TD	Ru	Rc	Rl	PAT	FG	S	TP
Breech	0	0	0	0	25-26	14-18	0	67
Johnson	7	7	0	0	-	-	0	42
Anderson	4	4	0	0	-	-	0	24
M. Harris	3	0	3	0	-	-	0	18
Ross	3	0	3	0	-	-	0	18
Alexander	2	1	1	0	-	-	0	12
Kreider	1	0	1	0	1	-	0	7
Collinsworth	1	0	1	0	-	-	0	6
Curtis	1	0	1	0	-	-	0	6
A. Griffin	1	1	0	0	-	-	0	6
B. Harris	1	0	1	0	-	-	0	6
Holman	1	0	1	0	-	-	0	6
Riley	1	0	1	0	-	-	0	6
Verser	1	0	1	0	-	-	0	6
Williams	0	0	0	0	-	-	1	2
Bengals	27	13	12	2	26-27	14-18	1	232
Opponents	21	8	12	1	19-21	10-12	1	177

PASSING	Att	Cmp	Yds	Cmp %	Yds/Att	TD	INT	Lg	Sack-Lost	Rat
Anderson	309	218	2495	70.6	8.07	12	3.9	9	2.9	561
Schonert	1	1	6	100.0	6.00	0	0.0	0	1-8	91.7
Bengals	310	219	2501	70.6	8.07	12	3.9	9	2.9	561
Opponents	306	187	2250	61.1	7.35	12	3.9	14	4.6	661

USUAL STARTERS

OFFENSE	DEFENSE
WR Chris Collinsworth	LE Eddie Edwards
LT Anthony Munoz	NT Wilson Whitley
LG Dave Lapham	RE Ross Browner
C Blair Bush	LOLB Bo Harris
RG Max Montoya	LILB Jim LeClair
RT Mike Wilson	RILB Glenn Cameron
TE Dan Ross	ROLB Reggie Williams
WR Isaac Curtis	LCB Louis Breeden
QB Ken Anderson	RCB Ken Riley
HB Charles Alexander	SS Bobby Kemp
FB Pete Johnson	FS Bryan Hicks

FIELD GOALS	1-19	20-29	30-39	40-49	50+
Breech	2-2	3-3	5-6	3-5	1-2
Bengals	2-2	3-3	5-6	3-5	1-2

FIELD GOAL ATTEMPTS BY GAME

Breech: (25G, 43G, 47N, 43N) (31G, 50G, 39B) (49G, 19G, 38G) (35G) (-) (36G, 21G, 44G) (27G, 19G) (34G) (51N).

DEFENSE/SPECIAL TEAMS/MISC. DEF.*

Player	ST	AT	TT	Sks-Yds	PD	FF	FR-Yds
Kemp	41	11	52	1-2	6	1	0-0
LeClair	33	17	50	2.5-20	1	0	0-0
Hicks	31	17	48	0-0	9	0	0-0
Williams	34	9	43	4.5-41	3	0	0-0
Cameron	29	14	43	0-0	1	1	0-0
Browner	28	13	41	3-38	1	1	0-0
B. Harris	31	9	40	2-22	2	1	0-0
Edwards	25	5	30	6-53	1	0	1-0
Riley	26	3	29	0-0	9	0	0-0
Breeden	25	4	29	1-13	5	0	0-0
R. Griffin	18	5	23	0-0	4	0	0-0
Jackson	17	3	20	0-0	0	1	0-0
Fuller	16	3	19	0-0	0	1	0-0
Razzano	12	4	16	0-0	0	1	0-0
Whitley	11	4	15	1-12	0	1	0-0
Frazier	10	2	12	0-0	0	0	0-0
Dinkel	7	2	9	0-0	0	0	0-0
Davis	6	3	9	0-0	2	0	0-0
Schuh	6	3	9	0-0	0	0	0-0
Holman	5	1	6	0-0	0	0	0-0
Verser	3	2	5	0-0	0	0	0-0
St. Clair	4	0	4	0-0	0	0	0-0
M. Harris	3	0	3	0-0	0	0	0-0
Collins	2	1	3	1-6	0	0	0-0
Burley	2	0	2	0-0	0	0	0-0
Bush	2	0	2	0-0	0	0	0-0
Boyarsky	1	1	2	0-0	0	0	0-0
Simpkins	1	1	2	0-0	0	1	0-0
Anderson	1	0	1	0-0	0	0	0-0
Collinsworth	1	0	1	0-0	0	0	0-0
Curtis	1	0	1	0-0	0	0	0-0
Johnson	1	0	1	0-0	0	0	0-0
Kreider	1	0	1	0-0	0	0	0-0
Simmons	1	0	1	0-0	0	0	0-0
Weaver	1	0	1	0-0	0	0	0-0
Wilson	1	0	1	0-0	0	0	0-0

Blocked kicks: TEAM (1 blocked PAT).

*Press box statistics

1982 SEASON PLAYOFF STATISTICS (0-1)

Date W/L Score Opponent Att.
Jan. 9* L 17-44 N.Y. Jets 57,560
*AFC First-Round Playoff

TEAM STATISTICS	Bengals	Opponent
TOTAL FIRST DOWNS	23	27
Rushing	3	12
Passing	18	13
Penalty	2	2
3rd Down: Made-Att.	7-10	6-9
3rd Down Pct.	70.0	66.7
4th Down: Made-Att.	0-0	0-0
4th Down Pct.	—	—
POSSESSION AVG.	31:16	28:44
TOTAL NET YARDS	395	517
Avg. Per Game	395.0	517.0
Total Plays	61	63
Avg. Per Play	6.5	8.2
NET YARDS RUSHING	62	234
Avg. Per Game	62.0	234.0
Total Rushes	21	34
NET YARDS PASSING	333	283
Avg. Per Game	333.0	283.0
Sacked-Yards Lost	4-21	0-0
Gross Yards	354	283
Att.-Completions	36-26	29-21
Completion Pct.	72.2	72.4
Had Intercepted	3	1
PUNTS-AVG.	2-43.0	0-0.0
Net Punting Avg.	42.0	—
PENALTIES-YARDS	7-60	12-95
FUMBLES-BALLS LOST	2-1	2-1
TOUCHDOWNS	2	5
Rushing	0	2
Passing	2	2
Returns	0	1

Score by Periods	1	2	3	4	OT	Tot
Bengals	14	0	3	0	—	17
Opponent	3	17	3	21	—	44

SCORING	TD	Ru	Rc	Rt	K	PAT	FG	S	TP
Curtis	1	0	1	0	—	—	0	6	
Ross	1	0	1	0	—	—	0	6	
Breech	0	0	0	0	2-2	1-2	0	5	
Bengals	2	0	2	0	2-2	1-2	0	17	
Opponent	5	2	2	1	5-5	3-3	0	44	

RUSHING	No	Yds	Avg	Lg	TD
Johnson	9	26	2.9	14	0
A. Griffin	3	17	5.7	8	0
Alexander	7	14	2.0	6	0
Anderson	2	5	2.5	3	0
Bengals	21	62	3.0	14	0
Opponent	34	234	6.9	35	2

RECEIVING	No	Yds	Avg	Lg	TD
Collinsworth	7	120	17.1	53	0
Ross	6	89	14.8	26	1
Curtis	3	63	21.0	32	1
Kreider	3	41	13.7	17	0
A. Griffin	3	14	4.7	6	0
Johnson	3	7	2.3	9	0
M. Harris	1	20	20.0	20	0
Bengals	26	354	13.6	53	2
Opponent	21	283	13.5	49	2

INTERCEPTIONS	No	Yds	Avg	Lg	TD
Riley	1	0	0.0	0	0
Bengals	1	0	0.0	0	0
Opponent	3	138	46.0	98	1

PUNTING	No	Yds	Avg	Net	TB	In20	Lg	B
McInally	2	86	43.0	42.0	0	0	45	0
Bengals	2	86	43.0	42.0	0	0	45	0
Opponent	0	0	—	—	0	0	—	0

PUNT RETURNS	Ret	FC	Yds	Avg	Lg	TD
(None)						
Bengals	0	0	0	—	—	0
Opponent	1	1	2	2.0	2	0

KICKOFF RETURNS	No	Yds	Avg	Lg	TD
Verser	7	116	16.6	21	0
Tate	1	22	22.0	22	0
Bengals	8	138	17.3	22	0
Opponent	4	69	17.3	20	0

FIELD GOALS	1-19	20-29	30-39	40-49	50+
Breech	0-0	1-1	0-0	0-1	0-0
Bengals	0-0	1-1	0-0	0-1	0-0
Opponent	0-0	1-1	1-1	1-1	0-0

FIELD GOAL ATTEMPTS:
Breech: (20G, 46N).
Opponent: (32G, 24G, 47G).

DEFENSE/SPECIAL TEAMS/MISC. DEF.*								
Player	ST	AT	TT	Sks- Yds	PD	FF	FR- Yds	
Cameron	8	0	8	0-0	0	0	0-0	
Browner	6	2	8	0-0	0	0	0-0	
Williams	6	1	7	0-0	0	0	0-0	
Riley	5	1	6	0-0	0	0	0-0	
R. Griffin	5	0	5	0-0	0	0	0-0	
Kemp	5	0	5	0-0	1	2	0-0	
Fuller	4	0	4	0-0	0	0	1-20	
B. Harris	4	0	4	0-0	0	0	0-0	
LeClair	2	2	4	0-0	0	0	0-0	
Breedon	1	2	3	0-0	0	0	0-0	
Edwards	2	0	2	0-0	0	0	0-0	
Hicks	2	0	2	0-0	0	0	0-0	
Simmons	2	0	2	0-0	0	0	0-0	
Davis	1	0	1	0-0	0	0	0-0	
Frazier	1	0	1	0-0	0	0	0-0	
Jackson	1	0	1	0-0	0	0	0-0	
Munoz	1	0	1	0-0	0	0	0-0	
Ross	1	0	1	0-0	0	0	0-0	
Verser	1	0	1	0-0	0	0	0-0	
Whitley	1	0	1	0-0	1	0	0-0	
Razzano	0	1	1	0-0	0	0	0-0	

Blocked kicks: None.

*Press box statistics

PASSING	Att	Cmp	Yds	Cmp %	Yds/ Att	TD	INT	Int %	Lg	Sack-Lost	Ret.	
Anderson	35	26	354	74.3	10.11	2	5.7	3	8.6	53	4-21	89.5
Schoert	1	0	0	0.0	0.00	0	0.0	0	0.0	0	0-0	39.6
Bengals	36	26	354	72.2	9.83	2	5.6	3	8.3	53	4-21	87.0
Opponent	29	21	283	72.4	9.76	2	6.9	1	3.4	49	0-0	111.7

1983 FINAL STATISTICS (7-9-0)

Date	W/L	Score	Opponent	Alt.	RUSHING	No	Yds	Avg	Lg	TD
Sept. 4	L	10-20	L.A. Raiders	50,956	Johnson	210	763	3.6	161	14
Sept. 11	L	6-10	Buffalo	46,839	Alexander	153	523	3.4	12	3
Sept. 15	L	7-17	at Cleveland	79,700	S. Wilson	56	267	4.8	18	1
Sept. 25	W	23-17	at Tampa Bay	56,023	Kinnerebrow	39	156	4.0	17	3
Oct. 2	L	31-34	Baltimore	48,104	Anderson	22	147	6.7	29	1
Oct. 10	L	14-24	Pittsburgh	56,023	Schonert	29	117	4.0	15	2
Oct. 16	L	17-24	at Denver	74,305	Tate	25	77	3.1	13	0
Oct. 23	W	28-21	Cleveland	50,047	Verser	2	31	15.5	29	0
Oct. 30	W	34-14	Green Bay	53,349	Martin	2	21	10.5	15	0
Nov. 6	W	55-14	at Houston	39,706	Collinsworth	2	2	1.0	8	0
Nov. 13	L	15-20	at Kansas City	44,711	Kreider	1	2	2.0	2	0
Nov. 20	W	38-10	Houston	46,375	Christensen	1	-2	-2.0	-2	0
Nov. 28	L	14-38	at Miami	74,506	Bengals	542	2104	3.9	29	24
Dec. 4	W	23-10	at Pittsburgh	55,832	Opponents	430	1499	3.5	40	16
Dec. 11	W	17-9	Detroit	45,728						
Dec. 17	L	14-20	at Minnesota	51,565						

TEAM STATISTICS	Bengals	Opponents
TOTAL FIRST DOWNS	327	276
Rushing	127	96
Passing	179	156
Penalty	21	24
3rd Down: Made-Att	97-212	94-216
3rd Down Pct.	45.8	43.5
POSSESSION AVG.	31.29	28.31
TOTAL NET YARDS	5287	4327
Avg. Per Game	330.4	270.4
Total Plays	1036	973
Avg. Per Play	5.1	4.4
NET YARDS RUSHING	2104	1499
Avg. Per Game	131.5	93.7
Total Rushes	542	430
NET YARDS PASSING	3183	2828
Avg. Per Game	198.9	176.8
Sacked-Yards Lost	40-309	41-335
Gross Yards	3492	3163
Att.-Completions	454-290	502-288
Completion Pct.	63.9	57.4
Had Intercepted	18	23
PUNTS-AVG.	69-40.6	76-42.3
PENALTIES-YARDS	99-837	100-871
FUMBLES-BALL LOST	35-15	35-16
TOUCHDOWNS	43	36
Rushing	24	16
Passing	14	17
Returns	5	3

Score by Periods	1	2	3	4	OT	Tot
Bengals	102	140	54	50	-	346
Opponents	55	86	65	96	-	302

SCORING	TD	Ru	Pa	Rt	PAT	FG	S	TP
Breech	0	0	0	0	39-41	16-23	0	87
Johnson	14	14	0	0	-	-	0	84
Collinsworth	5	0	0	0	-	-	0	30
Alexander	3	3	0	0	-	-	0	18
Kinnerebrow	3	3	0	0	-	-	0	18
Ross	3	0	3	0	-	-	0	18
Curtis	2	0	2	0	-	-	0	12
Harris	2	0	2	0	-	-	0	12
Riley	2	0	2	0	-	-	0	12
Schonert	2	2	0	0	-	-	0	12
S. Wilson	2	1	1	0	-	-	0	12
Anderson	1	1	0	0	-	-	0	6
J. Griffin	1	0	1	0	-	-	0	6
Horton	1	0	1	0	-	-	0	6
Kreider	1	0	1	0	-	-	0	6
Williams	1	0	1	0	-	-	0	6
Browner	0	0	0	0	1	-	0	1
Bengals	43	24	14	5	40-43	16-23	0	346
Opponents	36	16	17	3	35-36	17-22	0	302

PASSING	Att	Cmp	Yds	Cmp %	Yds/Att	TD	INT	Int %	Lg	Sack-Lost	Rat	
Anderson	297	198	2333	66.7	7.86	12	4.0	13	4.4	801	25-187	85.6
Schonert	156	92	1159	59.0	7.43	2	1.3	5	3.2	54	15-122	73.1
Kreider	1	0	0	0.00	0.00	0	0.0	0	0.0	0	0-0	39.6
Bengals	454	290	3492	63.9	7.69	14	3.1	18	4.0	801	40-309	81.1
Opponents	502	288	3163	57.4	6.30	17	3.4	23	4.6	53	41-335	68.3

USUAL STARTERS

OFFENSE	DEFENSE
WR Cris Collinsworth	LE Eddie Edwards
LT Anthony Munoz	NT Jerry Boyarsky
LG Dave Lapham	RE Ross Browner
C Dave Rimington	Glenn Collins
RG Max Montoya	LOLB Tom Dinkel
RT Mike Wilson	LILB Jim LeClair
TE Dan Ross	RILB Glenn Cameron
WR Isaac Curtis	ROLB Reggie Williams
QB Ken Anderson	LCB Louis Breen
HB Rodney Tate	RCB Ken Riley
Charles Alexander	SS Bobby Kemp
FB Charles Alexander	FS Robert Jackson
Pete Johnson	

FIELD GOALS	1-19	20-29	30-39	40-49	50+
Breech	2-2	7-7	5-7	2-5	0-2
Bengals	2-2	7-7	5-7	2-5	0-2

FIELD GOAL ATTEMPTS BY GAME:
Breech: (36G) (40N, 47G, 30G) (-) (24G) (19G) (47N) (51N, 35G) (-) (-) (29G, 44G) (31G, 23G, 23G) (26G) (-) (32G, 19G, 27G) (32N, 28G) (44N, 35N, 52N).

DEFENSE/SPECIAL TEAMS/ MISC. DEF.*

Player	ST	AT	TT	Sks-Yds	PD	FF	FR-Yds
Cameron	63	40	103	2-18	1	0	1-1
Williams	57	33	90	7.5-64.5	5	3	4-59
Jackson	51	37	88	0-0	7	0	0-0
LeClair	38	40	78	1-11	2	0	0-0
Breen	44	15	59	1-9	10	1	1-10
Kemp	38	21	59	1-10	7	1	1-10
Krumme	32	21	53	1.5-2.5	0	0	1-0
Riley	39	5	44	0-0	12	0	1-0
Horton	28	16	44	0-0	6	0	0-0
Frazier	28	14	42	1-8	0	0	0-0
Browner	25	15	40	3-26	1	2	0-0
Edwards	23	15	38	13-94.5	0	0	1-0
Razzano	20	16	36	0-0	0	0	1-0
Dinkel	22	12	34	0.5-4	3	0	2-4
Boyersky	18	14	32	1.5-13.5	0	0	0-0
R. Griffin	20	4	24	1-10	0	1	1-13
Collins	13	8	21	5-53	2	1	1-10
Simmons	10	7	17	0-0	1	0	0-0
Schuh	8	5	13	0-0	0	0	0-0
Kinnerebrow	10	2	12	0-0	0	0	0-0
Maidlow	10	1	11	0-0	0	0	0-0
Simpkins	5	6	11	0-0	0	0	1-0
J. Griffin	8	2	10	0-0	1	0	0-0
Turner	6	2	8	0-0	0	1	0-0
S. Wilson	4	3	7	0-0	0	0	0-0
Burley	5	0	5	2-11	2	0	0-0
Holman	4	1	5	0-0	0	0	0-0
Harris	3	1	4	0-0	0	0	0-0
Alexander	3	0	3	0-0	0	0	0-0
Martin	3	0	3	0-0	0	0	0-0
Curtis	2	0	2	0-0	0	0	0-0
Hannula	0	2	2	0-0	0	0	0-0
Breech	1	0	1	0-0	0	0	0-0
Collinsworth	1	0	1	0-0	0	0	0-0
Johnson	1	0	1	0-0	0	0	0-0
Kreider	1	0	1	0-0	0	0	0-0
Lapham	1	0	1	0-0	0	0	0-0
Munoz	1	0	1	0-0	0	0	0-0
Rimington	1	0	1	0-0	0	0	0-0
Ross	1	0	1	0-0	0	0	0-0
Hicks	0	1	1	0-0	1	0	0-0

Blocked kicks: Krumme (1 blocked PAT).

*Press box statistics

1984 FINAL STATISTICS (8-8-0)

USUAL STARTERS

OFFENSE		DEFENSE	
WR	Cris Collinsworth	LE	Eddie Edwards
LT	Anthony Munoz	NT	Tim Krumrie
LG	Brian Blados	RE	Ross Browner
C	Dave Rimington	LOLB	Jeff Schuh
RG	Max Montoya	LILB	Ron Simpkins
RT	Mike Wilson	RILB	Glenn Cameron
TE	M.L. Harris	ROLB	Reggie Williams
WR	Isaac Curtis	LCB	Louis Breeden
QB	Ken Anderson	RCB	Ray Horton
HB	James Brooks	SS	Jimmy Turner
FB	Charles Alexander		Bobby Kemp
		FS	Robert Jackson

Date	W/L	Score	Opponent	Alt.	RUSHING	No	Yds	Avg	Lg	TD
Sept. 2	L	17-20	at Denver	74,178	Kinnbrew	154	623	4.0	23	9
Sept. 9	L	22-27	Kansas City	47,111	Alexander	132	479	3.6	22	2
Sept. 16	L	23-43	at N.Y. Jets	64,193	Brooks	103	396	3.8	33	2
Sept. 23	L	14-24	L.A. Rams	45,406	Jennings	79	379	4.8	20t	2
Oct. 1	L	17-38	at Pittsburgh	57,098	Schonert	13	77	5.9	17	1
Oct. 7	W	13-3	Houston	43,637	S. Wilson	17	74	4.4	9	0
Oct. 14	L	14-20	at New England	48,154	Anderson	11	64	5.8	14	0
Oct. 21	W	12-9	Cleveland	50,667	Esiason	19	63	3.3	9	2
Oct. 28	W	31-13	at Houston	34,010	Farley	7	11	1.6	5	0
Nov. 4	L	17-23	at San Francisco	58,324	Collinsworth	1	7	7.0	7	0
Nov. 11	W	22-20	Pittsburgh	52,497	Verser	2	5	2.5	3	0
Nov. 18	L	6-26	Seattle	50,280	Martin	1	3	3.0	3	0
Nov. 25	W	35-14	Atlanta	44,678	Harris	1	-2	-2.0	-2	0
Dec. 2	W	20-17*	at Cleveland	51,774	Bengals	540	2179	4.0	33	18
Dec. 9	W	24-21	at New Orleans	40,855	Opponents	477	1868	3.9	36	21
Dec. 16	W	52-21	Buffalo	55,771						

*Overtime

TEAM STATISTICS

	Bengals	Opponents
TOTAL FIRST DOWNS	339	322
Rushing	135	115
Passing	179	191
Penalty	25	16
3rd Down: Made-Att.	93-211	82-202
4th Down: Made-Att.	10-14	5-11
POSSESSION AVG.	30:50	29:10
TOTAL NET YARDS	5480	5259
Avg. Per Game	342.5	328.7
Total Plays	1081	1034
Avg. Per Play	5.01	5.81
NET YARDS RUSHING	2179	1868
Avg. Per Game	136.2	116.8
Total Rushes	540	477
NET YARDS PASSING	3301	3391
Avg. Per Game	206.3	211.9
Sacked-Yards Lost	45-358	40-298
Gross Yards	3659	3689
Att.-Completions	496-306	517-302
Completion Pct.	61.7	58.4
Had Intercepted	22	25
PUNTS-AVG.	67-42.3	67-41.4
Net Punting Avg.	35.3	31.6
PENALTIES-YARDS	85-693	90-743
FUMBLES-BALL LOST	32-17	27-15
TOUCHDOWNS	39	39
Rushing	18	21
Passing	17	15
Returns	4	3

Score by Periods	1	2	3	4	OT	Tot
Bengals	53	105	77	101	3	339
Opponents	40	98	78	123	0	339

SCORING	TD	Ru	Rt	PAT	FG	S	TP
Breech	0	0	0	37	22	31	0
Kinnbrew	10	9	1	0	-	0	60
Collinsworth	6	6	0	-	-	0	36
Jennings	5	2	3	0	-	0	30
Brooks	4	2	2	0	-	0	24
Alexander	2	2	0	0	-	0	12
Esiason	2	2	0	0	-	0	12
Harris	2	0	2	0	-	0	12
J. Griffin	1	0	0	1	-	0	6
Holman	1	0	1	0	-	0	6
Horton	1	0	0	1	-	0	6
Jackson	1	0	0	1	-	0	6
Kreider	1	0	1	0	-	0	6
Munoz	1	0	1	0	-	0	6
Schonert	1	1	0	0	-	0	6
Stimmons	1	0	0	1	-	0	6
TEAM	0	0	0	0	-	1	2
Bengals	39	18	17	4	37-39	22-31	1 339
Opponents	39	21	15	3	37-39	22-27	1 339

PASSING	Alt	Cmp	Yds	Cmp %	Yds/Alt	TD	%	INT	%	Lg	Sack-Lost	Rat
Anderson	275	175	2107	63.6	7.66	10	3.6	12	4.4	80t	24-191	81.0
Schonert	117	78	945	66.7	8.08	4	3.4	7	6.0	57l	16-115	77.8
Esiason	102	51	530	50.0	5.20	3	2.9	3	2.9	36	5-52	62.9
McNally	2	2	77	100.0	38.50	0	0.0	0	0.0	43	0-0	118.8
Bengals	496	306	3659	61.7	7.38	17	3.4	22	4.4	80t	45-358	77.2
Opponents	517	302	3689	58.4	7.14	15	2.9	25	4.8	76	40-298	70.0

FIELD GOALS	1-19	20-29	30-39	40-49	50+
Breech	0-0	9-10	10-12	3-4	0-5
Bengals	0-0	9-10	10-12	3-4	0-5

FIELD GOAL ATTEMPTS BY GAME:

Breech: (46G, 50N, 22N) (55N, 29G, 48G) (21G) (-) (32G) (22G, 33G, 51N) (37N, 35N) (24G, 23G, 33G, 25G) (33G) (39G) (42G, 21G, 28G) (30G, 33G) (51 N) (22G, 43N, 35G) (50N, 35G) (36G).

DEFENSE/SPECIAL TEAMS/MISC. DEF.*

Player	ST	AT	TT	Sks-Yds	PD	FF	FR-Yds
R. Williams	65	27	92	9-55	6	0	0-0
Krumrie	57	27	84	5-46	0	0	1-8
Simpkins	52	28	80	0-0	2	0	1-0
Jackson	54	22	76	0-0	10	1	2-0
Browner	48	26	74	8-54	3	3	1-0
Horton	49	17	66	1-8	16	1	1-0
Edwards	48	16	64	9-68	1	2	3-2
Cameron	38	22	60	1-7	2	0	0-0
Breeden	43	15	58	0-0	14	0	0-0
Schuh	36	16	52	2-17	1	0	0-0
Turner	38	12	50	0-0	6	0	1-0
Kemp	35	10	45	0-0	6	0	1-0
Frazier	26	16	42	2-21	2	2	0-0
Simmons	24	8	32	0-0	5	1	0-0
Razzano	12	15	27	0-0	1	0	1-0
R. Griffin	20	5	25	0-0	5	0	1-0
Boyersky	8	10	18	0-0	0	0	0-0
J. Griffin	13	3	16	0-0	4	0	0-0
Kern	8	7	15	0-0	0	1	0-0
Majidlow	10	3	13	0-0	0	0	0-0
Barker	8	4	12	0-0	0	0	0-0
Collins	7	5	12	3-22	1	1	1-0
Kozerski	7	1	8	0-0	0	0	0-0
Holman	5	1	6	0-0	0	0	1-0
Koch	5	1	6	0-0	0	0	0-0
Kinnbrew	3	2	5	0-0	0	0	0-0
Alexander	3	0	3	0-0	0	0	0-0
Martin	3	0	3	0-0	0	0	0-0
Battle	2	1	3	0-0	0	0	0-0
Pillman	2	1	3	0-0	0	0	0-0
Harris	2	0	2	0-0	0	0	0-0
Verser	2	0	2	0-0	0	0	0-0
Breech	1	1	2	0-0	0	0	0-0
Anderson	1	0	1	0-0	0	0	0-0
Blados	1	0	1	0-0	0	0	0-0
Curtis	1	0	1	0-0	0	0	0-0
Farley	1	0	1	0-0	0	0	0-0
Montoya	1	0	1	0-0	0	0	0-0
Munoz	1	0	1	0-0	0	0	0-0
Rimington	1	0	1	0-0	0	1	0-0
M. Wilson	1	0	1	0-0	0	0	0-0
S. Wilson	1	0	1	0-0	0	0	0-0

Blocked kicks: Holman (1 blocked punt).

*Press box statistics

1985 FINAL STATISTICS (7-9-0)

USUAL STARTERS

OFFENSE		DEFENSE	
WR	Cris Collinsworth	LE	Eddie Edwards
LT	Anthony Munoz	NT	Tim Krumrie
LG	Brian Blados	RE	Ross Browner
C	Dave Rimington	LOLB	Jeff Schuh
RG	Max Montoya	LILB	Ron Simpkins,
RT	Mike Wilson		Carl Zander
TE	Rodney Holman	RILB	Glenn Cameron
WR	Eddie Brown	ROLB	Reggie Williams
QB	Boomer Esiason	LCB	Ray Breeden
HB	James Brooks	RCB	Larry Horton
FB	Larry Kinnebrew	SS	Bobby Kemp
		FS	James Griffin

FIELD GOALS		1-19	20-29	30-39	40-49	50+
Breech		0-0	7-8	12-13	4-6	1-6
Bengals		0-0	7-8	12-13	4-6	1-6

FIELD GOAL ATTEMPTS BY GAME:	
Breech:	(22G) (46G, 33G) (-) (50N, 32G) (29G, 53G, 53N) (-) (47G, 22G) (32G, 39G, 40G, 37G) (31G) (28G, 33G, 51N, 50N) (37N, 39G, 37G) (30G, 29G) (48N, 28N, 29G) (49N) (51N, 38G) (22G, 42G, 30G).

DEFENSE/SPECIAL TEAMS/MISC. DEF.*

Player	ST	AT	TT	Sks-Yds	PD	FF	FR-Yds
Krumrie	68	28	96	3-5-25	1	1	2-0
Breeden	70	16	86	0-0	12	2	1-0
Simpkins	60	21	81	1-10	17	0	0-0
Kemp	56	22	78	3-5-31	2	2	1-4
Williams	44	17	74	1-5	3	1	0-0
Horton	53	10	63	0-0	8	0	0-0
Browner	48	15	63	9-69	1	0	2-0
Zander	48	12	60	2-11	1	1	1-34
Griffin	40	15	55	1-11	11	2	1-29
Edwards	36	10	46	8-5-71	0	3	2-0
Schuh	36	10	46	4-35	1	1	0-0
Cameron	30	8	38	0-0	0	0	0-0
Turner	24	9	33	0-0	2	0	0-0
Barker	24	8	32	0-0	1	3	0-0
King	15	2	17	2-21	0	0	1-0
Boyersky	8	6	14	1-14	0	0	0-0
Johnson	10	3	13	0-0	0	0	0-0
Simmons	8	2	10	0-0	0	0	0-0
Davis	4	4	8	0-0	1	0	0-0
Washington	5	2	7	0-0	2	0	1-0
Collins	5	1	6	0-0	1	0	0-0
Jennings	5	1	6	0-0	0	0	1-0
Kern	4	2	6	0-0	0	0	0-0
Dinkel	3	0	3	0-0	0	0	0-0
Kreider	3	0	3	0-0	0	0	0-0
Montoya	3	0	3	0-0	0	0	0-0
Holman	2	1	3	0-0	0	0	0-0
Thomas	2	1	3	0-0	0	0	0-0
Brooks	2	0	2	0-0	0	0	0-0
Esiason	2	0	2	0-0	0	0	0-0
Harris	2	0	2	0-0	0	0	0-0
Kinnebrew	2	0	2	0-0	0	0	0-0
Wilson	2	0	2	0-0	0	0	0-0
Alexander	1	0	1	0-0	0	0	0-0
Brown	1	0	1	0-0	0	0	0-0
McInally	1	0	1	0-0	0	0	0-0
Munoz	1	0	1	0-0	0	0	0-0
Reimers	1	0	1	0-0	0	0	0-0

Blocked Kicks: None.

*Press box statistics

Date	W/L	Score	Opponent	Alt.
Sept. 8	L	24-28	Seattle	51,625
Sept. 15	L	27-41	at St. Louis	46,321
Sept. 22	L	41-44	San Diego	52,270
Sept. 30	W	37-24	at Pittsburgh	59,541
Oct. 6	L	20-29	N.Y. Jets	51,785
Oct. 13	W	35-30	N.Y. Giants	53,112
Oct. 20	L	27-44	at Houston	35,590
Oct. 27	W	26-21	Pittsburgh	55,421
Nov. 3	W	23-17	at Buffalo	25,640
Nov. 10	W	27-10	Cleveland	57,293
Nov. 17	L	6-13	at L.A. Raiders	52,501
Nov. 24	L	6-24	at Cleveland	74,439
Dec. 1	W	45-27	Houston	46,140
Dec. 8	W	50-24	Dallas	56,936
Dec. 15	L	24-27	at Washington	50,544
Dec. 22	L	23-34	at New England	57,953

TEAM STATISTICS		Bengals	Opponents
TOTAL FIRST DOWNS		344	337
Rushing		125	118
Passing		191	194
Penalty		28	25
3rd Down: Made-Alt.		82-208	85-197
3rd Down Efficiency		39.4	43.1
4th Down: Made-Alt.		9-19	8-12
4th Down Efficiency		47.4	66.7
POSSESSION AVG.		31:18	28:42
TOTAL NET YARDS		5900	5663
Avg. Per Game		368.8	353.9
Total Plays		1062	1019
Avg. Per Play		5.6	5.6
NET YARDS RUSHING		2183	1999
Avg. Per Game		136.4	124.9
Total Rushes		503	461
NET YARDS PASSING		3717	3664
Avg. Per Game		232.3	229.0
Sacked-Yards Lost		41-365	40-334
Gross Yards		4082	3998
Alt.-Completions		518-302	518-297
Completion Pct.		58.3	57.3
Had Intercepted		13	19
PUNTS-AVG.		63-40.7	60-41.3
Net Punting Avg.		29.7	34.5
PENALTIES-YARDS		110-795	84-731
FUMBLES-BALL LOST		35-16	34-19
TOUCHDOWNS		53	51
Rushing		20	23
Passing		31	26
Returns		2	2

Score by Periods	1	2	3	4	OT	Total
Bengals	115	106	119	101	-	441
Opponents	61	131	107	138	-	437

SCORING	TD	R	Alt	PAT	FG	TP
Breech	0	0	0	48-50	24-33	0 120
Brooks	12	7	5	0	-	0 72
Kinnebrew	10	9	1	0	-	0 60
Brown	8	0	8	0	-	0 48
Holman	7	0	7	0	-	0 42
Collinsworth	5	0	5	0	-	0 30
Jennings	4	1	3	0	-	0 24
Alexander	2	2	0	0	-	0 12
Kreider	1	0	1	0	1	0 7
Esiason	1	1	0	0	-	0 6
Griffin	1	0	0	1	-	0 6
Harris	1	0	1	0	-	0 6
Jackson	1	0	0	1	-	0 6
Browner	0	0	0	0	-	1 2
Bengals	53	20	31	2	49-53	24-33 141
Opponents	51	23	26	2	51-51	26-34 1437

PASSING	Att	Cmp	Yds	Cmp %	Yds/Att	TD	% INT	Lg	Sack-Lost	Rat
Esiason	431	251	3443	58.2	7.99	27	6.3	12	2-8	68
Schonert	51	33	460	64.7	9.02	1	0.0	0	0	71
Anderson	32	16	170	50.0	5.31	2	6.3	0	0	44
Brooks	1	1	8	100.0	8.00	1	100.0	0	0	8
Kreider	1	1	1	100.0	1.00	0	0.0	0	0	1
Collinsworth	1	0	0	0.0	0.00	0	0.0	1	100.0	0
McInally	1	0	0	0.0	0.00	0	0.0	0	0	0
Brown	0	0	0	0.0	0.00	0	0.0	0	0	0
Bengals	518	302	4082	58.3	7.88	31	6.0	13	2.5	71
Opponents	518	297	3998	57.3	7.72	26	5.0	19	3.7	721

1986 FINAL STATISTICS (10-6-0)

USUAL STARTERS

OFFENSE		DEFENSE	
WR	Cris Collinsworth	LE	Eddie Edwards
LT	Anthony Munoz	NT	Tim Krumrie
LG	Bruce Kozerski	RE	Ross Browner
C	Dave Rimington	LOLB	Emmanuel King
RG	Max Montoya	LILB	Carl Zander
RT	Brian Blados	RILB	Leo Barker,
	Joe Walter		Joe Kelly
TE	Rodney Holman	ROLB	Reggie Williams
WR	Eddie Brown	LCB	Louis Breedon
QB	Boomer Esiason	RCB	Lewis Billups
HB	James Brooks	SS	David Fulcher
FB	Larry Kinnebrew	FS	Bobby Kamp

Date	W/L	Score	Opponent	Att.
Sept. 7	L	14-24	at Kansas City	43,430
Sept. 14	W	36-33	Buffalo	52,714
Sept. 18	W	30-13	at Cleveland	78,779
Sept. 28	L	7-44	Chicago	55,146
Oct. 5	W	34-28	at Green Bay	51,230
Oct. 13	W	24-22	Pittsburgh	54,283
Oct. 19	W	31-28	Houston	53,844
Oct. 26	L	9-30	at Pittsburgh	50,815
Nov. 2	W	24-17	at Detroit	52,423
Nov. 9	L	28-32	at Houston	32,130
Nov. 16	W	34-7	Seattle	54,410
Nov. 23	W	24-20	Minnesota	53,003
Nov. 30	L	28-34	at Denver	58,705
Dec. 7	W	31-7	at New England	60,633
Dec. 14	L	3-34	Cleveland	58,062
Dec. 21	W	52-21	N.Y. Jets	61,619

*Overtime

TEAM STATISTICS		Bengals	Opponents
TOTAL FIRST DOWNS		348	336
Rushing		134	134
Passing		183	171
Penalty		31	31
3rd Down: Made-Att.		79-199	84-218
4th Down: Made-Att.		9-16	12-16
POSSESSION AVG.		28:48	31:12
TOTAL NET YARDS		6490	5274
Avg. Per Game		405.6	329.6
Total Plays		1046	1051
Avg. Per Play		6.2	5.0
NET YARDS RUSHING		2533	2122
Avg. Per Game		158.3	132.6
Total Rushes		521	514
NET YARDS PASSING		3957	3152
Avg. Per Game		247.3	197.0
Sacked-Yards Lost		28-203	42-368
Gross Yards		4160	3520
Att.-Completions		497-287	495-278
Completion Pct.		57.7	56.2
Had Intercepted		20	17
PUNTS-AVG.		59-33.8	77-39.8
Net Punting Avg.		29.7	34.5
PENALTIES-YARDS		111-847	93-840
FUMBLES-BALL LOST		31-16	30-11
TOUCHDOWNS		51	47
Rushing		24	23
Passing		25	17
Returns		2	7

Score by Periods	1	2	3	4	OT	Tot
Bengals	69	126	72	139	3	409
Opponents	113	92	122	67	0	394

SCORING	TD-R	Rc-Rt	PAT	FG	S	TP
Breech	0	0	0	50-51	17-32	0 101
Collinsworth	10	0	0	—	—	0 60
Brooks	9	5	4	0	—	0 54
Kinnebrew	9	8	1	0	—	0 54
Wilson	8	8	0	0	—	0 48
Brown	4	0	4	0	—	0 24
Holman	2	0	2	0	—	0 12
Munoz	2	0	2	0	—	0 12
Breedon	1	0	0	1	—	0 6
Edwards	1	0	0	1	—	0 6
Esiason	1	1	0	0	—	0 6
Hayes	1	1	0	0	—	0 6
Jennings	1	1	0	0	—	0 6
Kattus	1	0	1	0	—	0 6
McGee	1	0	1	0	—	0 6
White	0	0	0	0	—	1 2
Bengals	51	24	25	2	50-51	17-32 1 409
Opponents	47	23	17	7	44-47	22-30 1 394

PASSING	Att	Cmp	Yds	Cmp %	Yds/Att	TD	INT	Lg	Sack-Lost	Ret
Esiason	469	273	3959	58.2	8.44	24	5.1	17	3.6	57
Anderson	23	11	171	47.8	7.43	1	4.3	2	8.7	43
Gaynor	3	3	30	100.0	10.00	0	0.0	0	0.0	16
Brooks	1	0	0	0.0	0.00	0	0.0	0	0.0	0
Kreider	1	0	0	0.0	0.00	0	0.0	1	100.0	0
Bengals	497	287	4160	57.7	8.37	25	5.0	20	4.0	57
Opponents	495	278	3520	56.2	7.11	17	3.4	17	3.4	84

RUSHING	No	Yds	Avg	Lg	TD
Brooks	205	1087	5.3	56	5
Kinnebrew	131	519	4.0	39	8
Wilson	68	379	5.6	58	8
Johnson	39	226	5.8	34	0
Esiason	44	146	3.3	23	1
Hayes	3	92	30.7	61	1
Jennings	16	54	3.4	10	1
Brown	8	32	4.0	17	0
McGee	4	10	2.5	8	0
Gaynor	1	4	4.0	4	0
Collinsworth	2	-16	-8.0	-6	0
Bengals	521	2533	4.9	61	24
Opponents	514	2122	4.1	75	23

RECEIVING	No	Yds	Avg	Lg	TD
Collinsworth	62	1024	16.5	46	10
Brown	58	964	16.6	57	4
Brooks	54	686	12.7	54	4
Holman	40	570	14.3	34	2
McGee	16	276	17.3	51	1
Kinnebrew	13	136	10.5	31	1
Johnson	13	103	7.9	17	0
Kattus	11	99	9.0	28	1
Jennings	6	86	14.3	34	0
Kreider	5	96	19.2	23	0
Wilson	4	45	11.3	34	0
Martin	3	68	22.7	51	0
Munoz	2	7	3.5	5	2
Bengals	287	4160	14.5	57	25
Opponents	278	3520	12.7	84	17

INTERCEPTIONS	No	Yds	Avg	Lg	TD
Breedon	7	72	10.3	36	1
Fulcher	4	20	5.0	15	0
Barker	2	7	3.5	7	0
Bussey	1	19	19.0	19	0
Zander	1	18	18.0	18	0
Kelly	1	6	6.0	6	0
Horton	1	4	4.0	4	0
Bengals	17	146	8.6	36	1
Opponents	20	189	9.5	49	0

PUNTING	No	Yds	Avg	TB	In20	Lg	B
Hayes	56	1965	35.1	3	11	52	2
Esiason	1	31	31.0	0	1	31	0
Bengals	59	1996	33.8	3	12	52	2
Opponents	77	3068	39.8	9	14	66	0

PUNT RETURNS	Ret	FC	Yds	Avg	Lg	TD
Martin	13	6	96	7.4	14	0
Horton	11	3	111	10.1	25	0
McGee	3	4	21	7.0	9	0
Simmons	2	4	7	3.5	6	0
Bengals	29	17	235	8.1	25	0
Opponents	19	14	182	9.6	54	0

KICKOFF RETURNS	No	Yds	Avg	Lg	TD
McGee	43	1007	23.4	94	0
Jennings	12	257	21.4	41	0
Martin	4	83	20.8	21	0
Simmons	2	24	12.0	15	0
Holman	1	18	18.0	18	0
Simmons	1	0	0.0	0	0
Bengals	63	1389	22.0	94	0
Opponents	80	1611	20.1	96	1

FIELD GOALS	1-19	20-29	30-39	40-49	50+
Breech	1-2	4-5	5-7	5-14	2-4
Bengals	1-2	4-5	5-7	5-14	2-4
Opponents	4-4	4-5	6-6	8-13	0-2

FIELD GOAL ATTEMPTS BY GAME:	
Breech (-)	(51G, 20G) (49G, 33G, 25G) (-) (48N) (40N, 40G) (49N, 51G, 41N) (27N, 19G, 30N, 40G, 31G) (50N, 38G, 44N) (49N, 47N) (37G, 51N, 34G) (19N, 49N, 40G) (39N) (24G, 44N) (23G) (43G).
Opponents:	(45N, 18G) (20G, 44G) (19G, 34G) (41G) (-) (27N, 24G, 44G) (-) (31G, 43G, 41G) (50N, 18G) (42G, 25G, 30G, 46G) (49N, 42N, 55N) (24G, 35G) (49G, 33G) (44N) (46N, 39G, 19G) (-).

DEFENSE/SPECIAL TEAMS/MISC. DEF.*							
Player	ST	AT	TT	Sks- Yds	PD	FF	FR- Yds
Krumrie	73	40	113	1-4	0	0	2-18
Fulcher	75	30	105	2-18	7	0	1-0
Zander	61	36	97	3.5-34	4	0	1-0
Williams	73	23	96	4.5-34	3	2	1-0
King	52	18	70	9-88	1	2	1-1
Breedon	49	7	56	0-0	14	1	0-0
Horton	44	11	55	0-0	9	0	0-0
Kemp	37	14	51	0-0	3	0	0-0
Browner	37	12	49	6.5-57	0	2	1-0
Edwards	35	10	45	6.5-49	3	0	2-0
Barker	28	15	43	0-0	2	2	0-0
Kelly	25	10	35	1-7	1	0	1-0
Billups	28	5	33	1-9	11	1	1-2
Simkins	21	6	27	0-0	0	0	0-0
Bussey	19	5	24	1-12	1	0	0-0
Jackson	19	5	24	0-0	3	0	0-0
Simkins	21	6	27	0-0	0	0	0-0
Skow	16	3	19	3-24	1	0	0-0
Simmons	16	1	17	1-15	4	0	0-0
Kattus	13	1	14	0-0	0	0	0-0
White	12	2	14	0-0	0	0	0-0
Brady	9	3	12	0-0	0	1	0-0
Hammerstein	7	10	16	1-6	0	0	0-0
Turner	8	1	9	0-0	2	0	0-0
DeAyala	7	2	9	1-11	0	0	0-0
Johnson	6	2	8	0-0	0	0	0-0
Jennings	5	1	6	0-0	0	0	0-0
Holman	3	0	3	0-0	0	0	0-0
Brown	2	0	2	0-0	0	0	0-0
Collinsworth	2	0	2	0-0	0	0	0-0
Kozerski	2	0	2	0-0	0	0	0-0
Wilson	2	0	2	0-0	0	0	0-0
Breech	1	1	2	0-0	0	0	0-0
Kreider	1	1	2	0-0	0	0	0-0
Brooks	1	0	1	0-0	0	0	0-0
Hayes	1	0	1	0-0	0	0	0-0
Kinnebrew	1	0	1	0-0	0	0	0-0
Montoya	1	0	1	0-0	0	0	0-0
Walter	1	0	1	0-0	0	0	0-0
Douglas	0	1	1	0-0	0	0	0-0

Blocked kicks: Reimers (1 blocked PAT).

*Press box statistics.

TEAM HISTORY

1987 FINAL STATISTICS (4-11-0)

USUAL STARTERS

OFFENSE		DEFENSE	
WR	Cris Collinsworth, NE	Eddie Edwards	
	Tim McGee	LT Tim Krumrie	
LT	Anthony Munoz	RE Jim Skow	
LG	Bruce Reimers	LOLB Emmanuel King	
C	Dave Rimgilton	LILB Carl Zander	
RG	Max Montoya	RILB Joe Kelly	
RT	Joe Walter	ROLB Reggie Williams	
TE	Rodney Holman	LCB Ray Horton	
WR	Eddie Brown	RCB Lewis Billups	
QB	Boomer Esiason	SS David Fulcher	
HB	James Brooks,	FS Robert Jackson	
	Stanford Jennings		
FB	Larry Kinnebrew		

Date	W/L	Score	Opponent	Att.
Sept. 13	W	23-21	at Indianapolis	59,387
Sept. 20	L	26-27	San Francisco	53,498
Sept. 27	at L.A.	Rams/canceled	— players strike	
Oct. 4*	L	9-10	San Diego	18,074
Oct. 11**	W	17-10	at Seattle	31,739
Oct. 18**	L	0-34	Cleveland	40,179
Oct. 25	L	20-23	at Pittsburgh	53,692
Nov. 1	L	29-31	Houston	52,700
Nov. 8	L	14-20	Miami	53,840
Nov. 15	W	16-10	at Atlanta	25,758
Nov. 22	L	16-30	Pittsburgh	59,910
Nov. 29	L	20-27	at N.Y. Jets	41,135
Dec. 6	W	30-27*	Kansas City	46,489
Dec. 13	L	24-38	at Cleveland	77,331
Dec. 20	L	24-41	New Orleans	43,424
Dec. 27	L	17-21	at Houston	49,775

*Overtime; **Replacement Game

TEAM STATISTICS		Bengals	Opponents
TOTAL FIRST DOWNS		319	266
Pushing		130	99
Passing		159	169
Penalty		30	30
3rd Down: Made-Att.		81-216	79-194
4th Down: Made-Att.		8-18	4-8
POSSESSION AVG.		30:24	29:36
TOTAL NET YARDS		5377	4697
Avg. Per Game		358.5	313.1
Total Plays		1045	937
Avg. Per Play		5.1	5.0
NET YARDS RUSHING		2164	1641
Avg. Per Game		144.3	109.4
Total Rushes		538	441
NET YARDS PASSING		3213	3056
Avg. Per Game		214.2	203.7
Sacked-Yards Lost		32-255	40-303
Gross Yards		3468	3359
Att.-Completions		475-255	456-267
Completion Pct.		53.7	58.6
Had Intercepted		20	14
PUNTS-AVG.		73-41.0	75-40.2
Net Punting Avg.		34.5	33.4
PENALTIES-YARDS		99-791	79-669
FUMBLES-BALL LOST		29-12	26-12
TOUCHDOWNS		30	43
Rushing		13	15
Passing		17	24
Returns		0	4

Score by Periods	1	2	3	4	OT	Total
Bengals	67	72	40	63	3	285
Opponents	44	106	96	124	0	370

SCORING	TD	Ru	Re	AT	FG	S	P
Breech	0	0	0	0	25-27	30	37
Kinnebrew	8	8	0	0	—	0	98
Brooks	3	1	2	0	—	0	18
E. Brown	3	0	3	0	—	0	18
Jennings	3	1	2	0	—	0	18
Martin	3	0	3	0	—	0	18
Holman	2	0	2	0	—	0	12
Kattus	2	0	2	0	—	0	12
B. Johnson	1	1	0	0	—	0	6
Logan	1	1	0	0	—	0	6
Manca	0	0	0	0	3-3	1-2	0
McCluskey	1	1	0	0	—	0	6
McGee	1	0	1	0	—	0	6
Munoz	1	0	1	0	—	0	6
Russell	1	0	1	0	—	0	6
Schutt	0	0	0	0	—	1-2	0
Bengals	30	13	17	0	28-30	25-32	1 285
Opponents	43	15	24	4	43-43	23-26	0 370

RUSHING	No	Yds	Avg	Lg	TD
Kinnebrew	145	570	3.9	52	8
Jennings	70	314	4.5	18	1
Brooks	94	290	3.1	18	1
Esiason	52	241	4.6	19	0
B. Johnson	37	205	5.3	20	1
Logan	37	203	5.5	51	1
McCluskey	29	94	3.2	12	1
Wright	24	74	3.1	10	0

(continued)

RUSHING-cont'd	No	Yds	Avg	Lg	TD
D. Walter	16	70	4.4	16	0
Rice	18	59	3.3	8	0
Meehan	4	19	4.8	17	0
Breen	6	18	3.0	9	0
Bennett	2	17	8.5	9	0
E. Brown	1	0	0.0	0	0
McGee	1	-10	-10.0	-10	0
Bengals	538	2164	4.0	52	13
Opponents	441	1641	3.7	421	15

RECEIVING	No	Yds	Avg	Lg	TD
E. Brown	44	608	13.8	47	3
Jennings	35	277	7.9	24	2
Cottlesworth	31	494	15.9	53	0
Holman	28	438	15.6	61	2
McGee	23	408	17.7	49	1
Brooks	22	272	12.4	46	2
Martin	20	394	19.7	54	3
Kattus	18	217	12.1	57	2
Kinnebrew	9	114	12.7	25	0
Hillary	5	65	13.0	23	0
Wright	4	28	7.0	11	0
Meehan	3	25	8.3	12	0
B. Johnson	3	19	6.3	9	0
Logan	3	14	4.7	18	0
Pleasant	2	45	22.5	35	0
Russell	2	27	13.5	23	1
Munoz	2	15	7.5	12	1
McCluskey	1	8	8.0	8	0
Bengals	255	3468	13.6	611	17
Opponents	267	3359	12.6	53	24

INTERCEPTIONS	No	Yds	Avg	Lg	TD
Jackson	3	49	16.3	29	0
Fulcher	3	30	10.0	28	0
Breedon	2	49	24.5	44	0
D. Smith	2	0	0.0	0	0
Wilcots	1	37	37.0	37	0
Niehoff	1	19	19.0	19	0
Thomas	1	3	3.0	3	0
Bussey	1	0	0.0	0	0
Bengals	14	187	13.4	44	0
Opponents	20	336	16.8	76	2

PUNTING	No	Yds	Avg	TB	In	Lg	8
Fulhage	52	2168	41.7	5	10	58	0
Horne	19	759	39.9	4	2	57	0
Esiason	2	68	34.0	0	1	41	0
Bengals	73	2995	41.0	9	13	58	0
Opponents	75	3017	40.2	11	15	66	0

PUNT RETURNS	Ret	FC	Yds	Avg	Lg	TD
Martin	28	5	277	9.9	21	0
K. Brown	5	3	16	3.2	10	0
Horton	1	0	0	0.0	0	0
Jackson	0	0	0	0.0	0	0
Bengals	34	9	293	8.6	21	0
Opponents	42	8	299	7.1	26	0

KICKOFF RETURNS	No	Yds	Avg	Lg	TD
Bussey	21	406	19.3	34	0
McGee	15	242	16.1	24	0
Wright	13	266	20.5	30	0
Martin	3	51	17.0	20	0
K. Brown	3	45	15.0	20	0
Brooks	2	42	21.0	23	0
Logan	2	32	16.0	18	0
Logan	3	31	10.3	16	0
Kattus	2	22	11.0	13	0
Hillary	1	15	15.0	15	0
Meehan	1	9	9.0	9	0
Fulcher	1	0	0.0	0	0
Bengals	67	1161	17.3	34	0
Opponents	62	1145	18.5	62	0

FIELD GOALS	1-19	20-29	30-39	40-49	50+
Breech	0	0	6-7	12-12	11-0
Manca	0-0	1-1	0-0	0-1	0-0
Meehan	0-0	7-8	12-12	6-12	0-0
Bengals	0-0	9-9	7-8	6-8	1-1
Opponents	0-0	9-9	7-8	6-8	1-1

PASSING	Att	Cmp	Yds	Cmp %	Yds/Att	TD	TD %	INT	Int %	Lg	Sack-Lost	Ret
Esiason	440	240	3321	54.5	7.55	16	3.6	19	4.3	611	26-209	73.1
D. Walter	21	10	113	47.6	5.36	0	0.0	0	0.0	35	2-15	64.2
Breen	8	3	9	37.5	1.13	1	12.5	0	0.0	6	3-18	85.4
Bennett	6	2	25	33.3	4.17	0	0.0	1	16.7	18	0-0	7.6
Hillary	0	0	0	—	0.0	0	0	—	—	0	1-13	0.0
Bengals	475	255	3468	53.7	7.30	17	3.6	20	4.2	611	32-255	71.6
Opponents	456	267	3359	58.6	7.37	24	5.3	14	3.1	531	40-313	66.3

FIELD GOAL ATTEMPTS BY GAME:

Breech: (42N, 20G) (23G, 42G, 41G, 46G) (-) (-) (-) (-) (32G, 33G, 26G, 43N, 39G, 32G) (-) (31G, 45B, 22G, 30G) (35G, 38G, 41G) (31G, 35G, 46B) (37G, 27G, 28B, 32G) (20G) (43G, 46N) (43G).
Manca: (-) (-) (45B) (28G).
Opponents: (-) (24G, 31G) (30N, 24G) (24G) (45G, 33G) (45G, 21G, 20G) (47G) (48G, 45N, 34G) (44G) (43G, 52G, 36G) (24G, 23G) (39G, 33G) (27G) (21G, 30G) (42N).

DEFENSE/SPECIAL TEAMS/MISC. DEF.*

Player	ST	AT	TT	Sks-Yds	PD	FF	FR-Yds
Krumrie	62	26	88	3.5-28.5	1	0	0-0
Williams	56	19	75	6-45	0	1	2-0
Fulcher	51	21	72	3-22	10	1	1-0
Jackson	57	13	70	0-4	4	0	1-0
Zander	44	17	61	1-14	1	0	0-0
Horton	40	13	53	0-0	4	0	0-0
Billups	38	7	45	0-0	11	1	1-0
Kelly	36	9	45	1-2	1	1	0-0
Edwards	32	7	39	4-32	0	1	1-0
Bussey	26	13	39	2-15	5	0	0-0
King	23	13	36	4-30	2	0	0-0
Ingalls	23	11	34	0-0	1	1	0-0
DeAyala	17	11	28	0-0	0	0	1-0
Skow	23	4	27	4.5-38.5	0	0	0-0
Barber	19	6	25	0-0	2	0	0-0
M. Johnson	15	5	20	0-0	1	1	0-0
Thomas	15	3	18	1-5	16	0	0-0
Barker	14	4	18	0-0	0	0	0-0
D. Smith	14	3	17	0-0	2	0	0-0
Brady	12	1	13	0-0	0	0	1-0
Breedon	10	3	13	0-0	7	0	0-0
Flaherty	9	3	12	0-0	0	0	1-0
White	11	0	11	0-0	0	0	0-0
Hammerstein	9	2	11	1-8	0	0	0-0
Ward	9	2	11	1-3	0	0	0-0
Wilcots	9	1	10	0-2	0	0	0-0
Catchings	7	2	9	2.5-14.5	0	0	1-0
Fears	4	4	8	0-0	0	0	0-0
McClendon	7	0	7	0-0	0	0	0-0
Berthussen	6	1	7	2.5-12.5	0	0	1-1
Jennings	6	1	7	0-0	0	0	1-0
Kattus	6	1	7	0-0	0	1	0-0
Hillary	5	0	5	0-0	0	0	0-0
Hunt	5	0	5	0-0	1	0	0-0
S. Smith	3	2	5	0-0	0	0	0-0
Manning	4	0	4	0-0	1	0	0-0
Buck	3	1	4	2-5	0	0	0-0
Logan	3	0	3	0-0	0	0	0-0
McGee	3	0	3	0-0	0	0	0-0
Walter	3	0	3	0-0	0	0	0-0
Schutt	3	0	3	1-8	0	0	0-0
Keinke	2	1	3	0-0	1	0	0-0
Kinnbrew	2	0	2	0-0	0	0	0-0
Kozerski	2	0	2	0-0	0	0	0-0
Martin	2	0	2	0-0	0	0	0-0
McCluskey	2	0	2	0-0	0	0	0-0
Meahan	2	0	2	0-0	0	0	0-0
Reimers	2	0	2	0-0	0	0	0-0
Sellers	2	0	2	0-0	0	0	0-0
Nicks	1	1	2	0-0	0	0	0-0
Brice	1	0	1	0-0	0	0	0-0
B. Brown	1	0	1	0-0	0	1	0-0
Caddy	1	0	1	0-0	0	0	0-0
Holman	1	0	1	0-0	0	0	0-0
S. Johnson	1	0	1	0-0	0	0	0-0
Moniz	1	0	1	0-0	0	0	0-0
Riomas	1	0	1	0-0	0	0	0-0
Domasko	1	0	1	0-0	0	0	0-0
Wright	1	0	1	0-0	0	0	0-0
Manos	0	1	1	0-0	0	0	0-0

USUAL STARTERS

Date	W/L	Score	Opponent	Att.	RUSHING	No	Yds	Avg	Lg	TD
Sept. 4	W	21-14	Phoenix	50,404	Woods	203	1066	5.3	56	15
Sept. 11	W	28-24	at Philadelphia	66,459	Brooks	182	931	5.1	51	8
Sept. 18	W	17-12	at Pittsburgh	56,647	Wilson	112	398	3.6	19	2
Sept. 25	W	24-17	Cleveland	54,943	Esiason	43	248	5.8	24	1
Oct. 2	W	45-21	at L.A. Raiders	42,594	Jennings	17	47	2.8	9	1
Oct. 9	W	36-19	N.Y. Jets	57,482	Logan	2	10	5.0	9	0
Oct. 16	L	21-27	at New England	59,969	Schonert	2	10	5.0	7	0
Oct. 23	W	44-21	Houston	54,659	Norseth	1	5	5.0	5	0
Oct. 30	L	16-23	at Cleveland	79,147	Brown	1	-5	-5.0	-5	0
Nov. 6	W	42-7	Pittsburgh	56,403	Bengals	563	2710	4.8	56	27
Nov. 13	L	28-31	at Kansas City	34,614	Opponents	493	2048	4.2	48	18
Nov. 20	W	38-24	at Dallas	37,865	RECEIVING	No	Yds	Avg	Lg	TD
Nov. 27	W	35-21	Buffalo	58,672	Brown	53	1273	24.0	86	9
Dec. 4	W	27-10	San Diego	56,866	Holman	39	527	13.5	33	3
Dec. 11	L	6-41	at Houston	50,666	McGee	36	686	19.1	78	6
Dec. 17	W	20-17*	Washington	52,157	Brooks	29	287	9.9	28	6

TEAM STATISTICS

TOTAL FIRST DOWNS	351	322
Rushing	159	126
Passing	165	177
Penalty	27	19
3rd Down: Made-Att.	80-181	96-221
4th Down: Made-Att.	8-11	12-27
POSSESSION AVG.	29.32	30.58
TOTAL NET YARDS	6057	5182
Avg. Per Game	378.6	323.9
Total Plays	985	1059
Avg. Per Play	6.1	4.9
NET YARDS RUSHING	2710	2048
Avg. Per Game	169.4	128.0
Total Rushes	563	493
NET YARDS PASSING	3347	3134
Avg. Per Game	209.2	195.9
Sacked-Yards Lost	30-245	42-374
Gross Yards	3592	3508
Att.-Completions	392-225	524-283
Completion Pct.	57.4	54.0
Had Intercepted	14	22
PUNTS-AVG.	64-36.2	65-39.9
Net Punting Avg.	30.2	35.6
PENALTIES-YARDS	82-647	95-873
FUMBLES-BALL LOST	28-13	28-14
TOUCHDOWNS	59	39
Rushing	27	18
Passing	28	19
Returns	4	2

Score by Periods	1	2	3	4	OT	Tot
Bengals	99	147	107	92	3	448

SCORERS	TD-Ru	Re-Rt	PAT	FG	STP
Woods	5	15	0	0	90
Breesh	0	0	0	0	89
Brooks	14	8	6	0	84
Brown	9	0	9	0	54
McGee	6	0	6	0	36
Holman	3	0	3	0	18
Wilson	3	2	1	0	18
Jennings	2	1	0	1	12
Barker	1	0	0	1	6
Billups	1	0	0	1	6
Collinsworth	1	0	1	0	6
Esiason	1	1	0	0	6
Fulcher	1	0	0	1	6
Hillary	1	0	1	0	6
Martin	1	0	1	0	6
Johnson	0	0	0	0-0	1
TEAM	0	0	0	0	2
Opponents	59	27	24	56-59	12-18
Bengals	39	18	28	38-39	17-24

RUSHING	No	Yds	Avg	Lg	TD
Woods	203	1066	5.3	56	15
Brooks	182	931	5.1	51	8
Wilson	112	398	3.6	19	2
Essiason	43	248	5.8	24	1
Jennings	17	47	2.8	9	1
Logan	2	10	5.0	9	0
Schornet	2	10	5.0	7	0
Norseth	1	5	5.0	5	0
Brown	1	-5	-5.0	-5	0
Bengals	563	2710	4.8	56	27
Opponents	493	2048	4.2	48	18

RECEIVING	No	Yds	Avg	Lg	TD
Brown	53	5273	24.0	86l	9
Holman	39	1273	13.5	33	0
McGee	36	686	19.1	78l	6
Brooks	29	287	9.9	28l	6
Woods	21	199	9.5	25	0
Collinsworth	13	227	17.5	36	1
Wilson	9	110	12.2	28	1
Riggs	9	82	9.1	16	0
Hillary	5	76	15.2	31	1
Jennings	5	75	15.0	31	0
Martin	2	22	11.0	15l	1
Logan	2	20	10.0	17	0
Kattus	2	8	4.0	11	0
Bengals	225	3592	16.0	86l	28
Opponents	283	5502	12.4	65l	19

INTERCEPTIONS	No	Yds	Avg	Lg	TD
Thomas	7	61	8.7	37	0
Fulcher	5	38	7.6	16½	1
Billups	4	47	11.8	29	0
Horton	3	13	4.3	11	0
Dixon	1	13	13.0	13	0
Wilcots	1	6	6.0	6	0
Zander	1	3	3.0	3	0
Bengals	22	181	8.2	37	1
Opponents	14	185	13.2	46	0

PUNTING	No	Yds	Avg	TB	In20	Lg	B
Fullhage	44	1672	38.0	5	13	53	
Johnson	14	594	42.4	1	4	52	0
Breech	3	64	21.3	1	1	30	0
Esision	1	21	21.0	0	0	21	0
Bengals	64	2351	36.7	7	18	53	2
Opponents	65	2596	39.9	2	12	53	0
PUNT RETURNS	Ret	FC	Yds	Avg	Lg	TD	

Browns	17	3	188	5.8	20	0
Brown	10	7	48	4.8	13	0
Martin	5	5	30	6.0	10	0
Bengals	32	17	244	7.6	20	0
Opponents	32	7	280	8.8	26	0

KICKOFF RETURNS	No	Yds	Avg	Lg	TD
Jennings	32	684	21.4	98t	1
Hillary	12	195	16.3	24	0
Bussey	7	83	11.9	22	0
Logan	4	80	20.0	24	0
Dixon	1	18	18.0	18	0
Brooks	1	-6	-6.0	-6	0
Riggs		1 fair catch			
Bengals	57	1054	18.5	98t	1
Opponents	61	1335	21.9	84	0

FIELD GOALS	1-19	20-29	30-39	40-49	50+
Breech	1-1	5-5	3-4	2-5	0-1
Johnson	0-0	0-0	0-0	0-0	1-2
Bengals	1-1	5-5	3-4	2-5	1-3
Opponents	1-1	4-5	7-7	5-10	0-1

FIELD GOAL ATTEMPTS BY GAME:
Breech: (42N) (-) (32G) (34G) (28G) (30N, 25G)
 (-) (-) (19G, 32G, 22G) (-) (-) (41G) (51N) (46N)
 (45G, 27G) (40N, 20G). **Johnson:** (-) (-) (-) (-)
 (-) (-) (-) (-) (-) (-) (-) (-) (50N) (-) (50G).

OFFENSE		DEFENSE	
WR	Tim McGee	LE	Skip McClendon
LT	Anthony Munoz	NT	Tim Krumrie
LG	Bruce Reimers	RE	Jim Skow
C	Bruce Kozerski	LOLB	Leon White
RG	Max Montoya	LILB	Carl Zander
RT	Joe Walter	RILB	Joe Kelly
TE	Rodney Holman	ROLB	Reggie Williams
WR	Eddie Brown	LCB	Bessie Billups
QB	Boomer Esiason	RCB	Eric Thomas
HB	James Brooks	SS	David Fulcher
FB	Icey Woods	FS	Salomon Wilcott

FIELD GOAL ATTEMPTS BY GAME-cont'd

Opponents: (58N) (42N, 34G) (48N, 19G) (27G) (-) (30G) (43N) (45N) (34G, 39G, 29G) (-) (37G, 35G, 23G, 47G, 39G) (44G) (-) (26G, 41N) (43G, 48G) (43G, 29N).

DEFENSE- Player	ST	AT	TT	Sks- Yds	PD	FF	FR
Krumrie	95	56	151	3-26	1	4	3-0
Fulcher	72	32	108	15-125	11	1	0-0
Wilcoits	52	32	84	0-0	7	0	2-0
Zander	46	34	80	0-0	1	0	1-0
Thomas	49	18	67	0-0	32	1	0-0
Williams	34	31	65	2.5-19	4	0	0-0
Kelly	40	21	61	0-0	1	0	0-0
White	36	24	60	3-24	4	0	0-0
Billups	47	10	57	0	13	0	2-26
Skow	31	13	44	9.5-86.5	2	2	0-0
Buck	24	10	34	6-48.5	0	0	0-0
Marker	22	12	34	3-23	1	1	1-34
McClendon	20	11	31	3-37	0	2	0-0
Grant	17	13	30	5-37	2	0	1-0
Dixon	29	0	29	0-0	9	0	0-0
Bussey	21	4	25	4-36	3	1	1-0
Horton	21	4	25	1-11	2	0	0-0
Edwards	4	5	9	0.5-3.5	0	0	0-0
Dr. Smith	5	1	6	0-0	0	0	0-0
King	2	1	3	0-0	0	0	0-0
Maxey	0	2	2	0-0	0	0	0-0
Brady	0	1	1	0-0	0	0	0-0
TEAM	-	-	-	1-10	-	-	-

SPECIAL TEAMS* FR-

Player	ST	AT	TT	FF	Yds	BP	BFG	EXP
Buxsey	11	1	13	0	0-0	0	0	0
Dixon	12	1	12	0	1-(-3)	0	0	0
Brady	9	2	11	1	0-0	0	0	0
Barker	8	1	9	0	0-0	0	0	0
Logan	6	1	7	0	0-0	0	0	0
Riggs	6	0	6	0	1-0	0	0	0
White	4	0	4	1	0-0	0	0	0
King	3	0	3	0	0-0	0	0	0
Wilcocks	3	0	3	0	0-0	0	0	0
Zander	2	1	3	0	0-0	0	0	0
Hillary	2	0	2	0	0-0	0	0	0
Horton	2	0	2	0	0-0	0	0	0
Kallus	2	0	2	0	0-0	0	0	0
Thomas	2	0	2	0	0-0	0	0	0
Fulcher	1	1	2	0	0-0	0	0	0
Dar. Smith	1	1	2	0	0-0	0	0	0
Collinsworth	1	0	1	0	0-0	0	0	0
Dillaunt	1	0	1	0	0-0	0	0	0
Johnson	1	0	1	0	0-0	0	0	0
Kelly	1	0	1	0	0-0	0	0	0
Parker	1	0	1	0	0-0	0	0	0
Walker	1	0	1	0	0-0	0	0	0
Wilson	1	0	1	0	0-0	0	0	0
Woods	0	1	1	0	0-0	0	0	0
Romer	0	0	0	1	0-0	0	0	0

MISCELLANEOUS DEFENSE*

Player	ST	AT	TT	FF	FR-Yds
Brown	3	0	3	0	0-0
Esiason	2	0	2	0	0-0
Brooks	1	0	1	0	0-0
Holman	1	0	1	0	0-0
Horton	1	0	1	0	0-0
Munoz	1	0	1	0	0-0
Reimers	1	0	1	0	0-0
Riggs	1	0	1	0	0-0
Waller	1	0	1	0	0-0

*Press box statistics

1988 SEASON PLAYOFF STATISTICS (2-1)

Date	W/L	Score	Opponent	Att.
Dec. 31*	W	21-13	Seattle	58,560
Jan. 8*	W	21-10	Buffalo	59,747
Jan. 22#	L	16-20	vs.San Francisco	75,129

*AFC Divisional Playoff

+AFC Championship

#Super Bowl XXIII at Miami, Fla.

TEAM STATISTICS	Bengals	Opponents
TOTAL FIRST DOWNS	58	52
Rushing	39	9
Passing	16	40
Penalty	3	3
3rd Down: Made-Att.	17-41	6-35
3rd Down Pct.	41.5	17.1
4th Down: Made-Att.	1-3	2-5
4th Down Pct.	33.3	40.0
POSSESSION AVG.	35:50	24:10
TOTAL NET YARDS	823	928
Avg. Per Game	274.3	309.3
Total Plays	205	186
Avg. Per Play	4.0	5.0
NET YARDS RUSHING	535	179
Avg. Per Game	178.3	59.7
Total Rushes	125	60
Avg. Per Rush	4.3	3.0
NET YARDS PASSING	288	749
Avg. Per Game	96.0	249.7
Sacked-Yards Lost	10-58	10-68
Gross Yards	346	817
Att.-Completions	64-29	116-61
Completion Pct.	45.3	52.6
Had Intercepted	3	5
PUNTS-AVG.	17-42.2	16-42.8
Net Punting Avg.	37.1	39.8
PENALTIES-YARDS	13-139	14-127
FUMBLES-BALL LOST	6-2	5-2
TOUCHDOWNS	7	5
Rushing	5	1
Passing	1	4
Returns	1	0

Score by Periods	1	2	3	4	OT	Tot
Bengals	14	24	10	10	-	58
Opponents	3	10	3	27	-	43

SCORING	TD-Ru	Rc-Rt	K-PAT	FG	S	TP
Woods	3	3	0	0	-	0 18
Breech	0	0	0	0	7-7	3-3 0 16
Wilson	2	2	0	0	-	0 12
Brooks	1	0	1	0	-	0 6
Jennings	1	0	0	1	-	0 6
Bengals	7	5	1	1	7-7	3-3 0 58
Opponents	5	1	4	0	4-5	3-6 0 43

RUSHING	No	Yds	Avg	Lg	TD
Woods	72	307	4.3	30	3
Brooks	26	102	3.9	26	0
Wilson	12	74	6.2	20	2
Esiason	12	37	3.1	29	0
Jennings	3	15	5.0	8	0
Bengals	125	535	4.3	30	5
Opponents	60	179	3.0	13	1

RECEIVING	No	Yds	Avg	Lg	TD
Holman	7	82	11.7	24	0
Collinsworth	5	75	15.0	30	0
Brooks	5	62	12.4	20	1
Brown	4	55	13.8	23	0
McGee	4	37	9.3	18	0
Riggs	3	18	6.0	13	0
Hillary	1	17	17.0	17	0
Bengals	29	346	11.9	30	1
Opponents	61	817	13.4	44	4

INTERCEPTIONS	No	Yds	Avg	Lg	TD
Thomas	2	26	13.0	26	0
Fulcher	1	0	0.0	0	0
Wilcots	1	0	0.0	0	0
Billups	1	-3	-3.0	-3	0
Bengals	5	23	4.6	26	0
Opponents	3	25	8.3	25	0

PUNTING	No	Yds	Avg	Net TB	In20 Lg	B
Johnson	17	718	42.2	37.1	0	7 63 0
Bengals	17	718	42.2	37.1	0	7 63 0
Opponents	16	684	42.8	39.8	0	2 55 0

PUNT RETURNS	Ret	FC	Yds	Avg	Lg	TD
Hillary	6	1	43	7.2	16	0
Horton	1	0	5	5.0	5	0
Dixon	1	0	0	0.0	0	0
Bengals	8	1	48	6.0	16	0
Opponents	9	2	88	9.8	45	0

KICKOFF RETURNS	No	Yds	Avg	Lg	TD
Jennings	4	154	38.5	93t	1
Hillary	3	24	8.0	13	0
Brooks	2	38	19.0	23	0
Bengals	9	216	24.0	93t	1
Opponents	11	200	18.2	26	0

FIELD GOALS	1-19	20-29	30-39	40-49	50+
Breech	0-0	0-0	1-1	2-2	0-0
Bengals	0-0	0-0	1-1	2-2	0-0
Opponents	0-1	0-0	2-2	1-3	0-0

FIELD GOAL ATTEMPTS BY GAME:

Breech: (-) (-) (34G, 43G, 40G)

Opponents: (-) (43N, 39G) (41G, 19N, 32G, 49N).

DEFENSE*	ST	AT	TT	Sks-Yds	PD	FF	FR-Yds
Williams	13	4	17	3-21	0	0	0-0
Wilcots	12	2	14	0-0	1	0	0-0
Fulcher	10	3	13	1-6	3	1	0-0
Krumrie	8	5	13	0-0	0	1	0-0
Billups	9	3	12	0-0	6	0	0-0
Thomas	10	1	11	0-0	8	0	0-0
Buck	6	5	11	3-19	0	0	0-0
Bussey	8	1	9	0-0	1	0	0-0
White	8	1	9	0-0	0	0	0-0
Zander	7	2	9	0-0	0	0	0-0
Horton	6	2	8	0-0	0	1	0-0
Grant	5	1	6	2-12	0	0	0-0
Barker	4	1	5	0-0	0	0	0-0
Dixon	4	1	5	0-0	1	0	0-0
Kelly	2	2	4	0-0	0	0	0-0
Skow	2	1	3	1-10	0	0	2-0
McClendon	2	0	2	0-0	0	0	0-0
King	0	1	1	0-0	0	0	0-0

SPECIAL TEAMS*	ST	AT	TT	FF	FR-Yds	BP	BFG	BXP
Bussey	4	0	4	0	0-0	0	0	0
Barker	2	2	4	0	0-0	0	0	0
Parker	3	0	3	0	0-0	0	0	0
Brady	2	1	3	0	0-0	0	0	0
Riggs	2	0	2	0	0-0	0	0	0
Dar. Smith	2	0	2	0	0-0	0	0	0
White	2	0	2	0	0-0	0	0	0
Horton	1	0	1	0	0-0	0	0	0
Wilson	1	0	1	0	0-0	0	0	0
Jennings	0	1	1	0	0-0	0	0	0
King	0	1	1	0	0-0	0	0	0

MISCELLANEOUS DEFENSE*

Player	ST	AT	TT	FF	FR-Yds
Brown	1	0	1	0	0-0
Holman	1	0	1	0	0-0

*Press box statistics

PASSING	Att	Cmp	Yds	Cmp %	Yds/ Att	TD	TD %	INT %	Lg	Sack-Lost	Rat
Esiason	64	29	346	45.3	5.41	1	1.6	3	4.7	30	10-58 48.0
Bengals	64	29	346	45.3	5.41	1	1.6	3	4.7	30	10-58 48.0
Opponents	116	61	817	52.6	7.04	4	3.4	5	4.3	44	10-68 68.8

USUAL STARTERS

Date	W/L	Score	Opponent	Att.	RUSHING	No	Yds	Avg	Lg	TD
Sept. 10	L	14-17	at Chicago	64,780	Brooks	221	1239	5.6	65	7
Sept. 17	W	41-10	Pittsburgh	53,885	Ball	98	391	4.0	27	3
Sept. 25	W	21-14	Cleveland	55,996	Jennings	83	293	3.5	17	2
Oct. 1	W	21-17	at Kansas City	61,165	Esiason	47	278	5.9	24	0
Oct. 8	W	26-16	at Pittsburgh	52,785	Taylor	30	111	3.7	16	3
Oct. 15	L	13-20	Miami	58,184	Woods	29	94	3.2	12	2
Oct. 22	L	12-23	Indianapolis	57,642	McGee	2	36	18.0	25	0
Oct. 29	W	56-23	Tampa Bay	57,225	Wilhelm	6	30	5.0	14	0
Nov. 5	L	7-28	at L.A. Raiders	51,080	Holfield	11	20	1.8	11	0
Nov. 13	L	24-26	at Houston	60,694	Hillary	1	-2	-2.0	-2	0
Nov. 19	W	42-7	Detroit	55,620	Johnson	1	-7	-7.0	-7	0
Nov. 26	L	7-24	at Buffalo	80,074	Bengals	529	2483	4.7	651	17
Dec. 3	W	21-0	at Cleveland	76,236	Opponents	482	2162	4.5	921	9
Dec. 10	L	17-24	Seattle	54,744						
Dec. 17	W	61-7	Houston	47,510	RECEIVING	No	Yds	Avg	Lg	TD
Dec. 25	L	21-29	at Minnesota	58,829	McGee	65	1211	18.6	74	8
					Brooks	63	814	15.4	46	8

TEAM STATISTICS	Bengals	Opponents
TOTAL FIRST DOWNS	348	280
Rushing	136	114
Passing	183	151
Penalty	29	15
3rd Down: Made-Att.	100-220	82-206
3rd Down Pct.	45.5	39.2
4th Down: Made-Att.	12-24	6-19
4th Down Pct.	50.0	31.6
POSSESSION AVG.	30:51	29:09
TOTAL NET YARDS	6101	5297
Avg. Per Game	381.3	331.1
Total Plays	1083	997
Avg. Per Play	5.6	5.3
NET YARDS RUSHING	2483	2162
Avg. Per Game	155.2	135.1
Total Rushes	529	482
NET YARDS PASSING	3618	3135
Avg. Per Game	226.1	195.9
Sacked-Yards Lost	41-332	33-248
Gross Yards	3950	3383
Att.-Completions	513-288	482-256
Completion Pct.	56.1	53.1
Had Intercepted	13	21
PUNTS-AVG.	65-38.5	75-39.1
Net Punting Avg.	29.9	34.7
PENALTIES-YARDS	85-637	121-1045
FUMBLES-BALL LOST	29-19	26-16
TOUCHDOWNS	52	32
Rushing	17	9
Passing	32	22
Returns	3	

Score by Periods	1	2	3	4	OT	Tot
Bengals	61	147	98	98	-	404
Opponents	50	97	56	82	-	285

SCORING	TD-Ru	Rc	Rt	PAT	FG	S	TP
Breech	0	0	0	37-38	12-14	—	73
Brooks	9	7	2	0	—	—	54
Holman	9	0	9	0	—	—	54
McGee	8	0	8	0	—	—	48
Brown	6	0	6	0	—	—	36
Taylor	5	3	2	0	—	—	30
Gallery	0	0	0	13-13	2-5	—	19
Ball	3	3	0	0	—	—	18
Jennings	3	2	1	0	—	—	18
Martin	2	0	2	0	—	—	12
Woods	2	2	0	0	—	—	12
Bussey	1	0	0	1	—	—	6
Hillary	1	0	1	0	—	—	6
Smith	1	0	1	0	—	—	6
Thomas	1	0	0	1	—	—	6
White	1	0	0	1	—	—	6
Johnson	0	0	0	0-1	0-0	—	0
Bengals	52	17	32	3	50-52	14-20	404
Opponents	32	9	22	1	31-32	20-27	285

PASSING	Att	Cmp	Yds	Cmp %	Yds A
Eslason	455	258	3525	56.7	7.3
Wilhelm	56	30	425	53.6	7.3
Schonert	2	0	0	0.0	0.0
Bengals	513	288	3950	56.1	7.1
Opponents	482	256	3383	53.1	7.0

RUSHING	No	Yds	Avg	Lg	TD
Brooks	221	1239	5.6	65f	7
Ball	98	391	4.0	27	3
Jennings	83	293	3.5	17	2
Esiason	47	278	5.9	24	0
Taylor	30	111	3.7	16	3
Woods	29	94	3.2	12	2
McGee	2	36	18.0	25	0
Wilhelm	6	30	5.0	14	0
Holifield	11	20	1.8	11	0
Hillary	1	-2	-2.0	-2	0
Johnson	1	-7	-7.0	-7	0
Bengals	529	2483	4.7	65f	17
Opponents	482	2162	4.5	92f	19

RECEIVING	No	Yds	Avg	Lg	TD
McGee	55	1211	18.6	74	8
Brown	62	1214	15.7	46	6
Holman	50	736	14.7	73	9
Brooks	37	306	8.3	25	2
Hillary	17	162	9.5	17	1
Marlin	15	160	10.7	21	2
Kattus	12	93	7.8	16	0
Smith	10	140	14.0	41	1
Jennings	10	119	11.9	43	1
Ball	6	44	7.3	15	0
Riggs	5	29	5.8	9	0
Taylor	4	44	11.0	18	2
Garrett	2	29	14.5	18	0
Holfield	2	18	9.0	14	0
Porter	1	46	45.0	45	0

Bengals	288	3950	13.7	741	322
Opponents	256	3383	13.2	841	288
INTERCEPTIONS	No	Yds	Avg	Lg	TD
Fulcher	8	87	10.9	22	0
Thomas	4	18	4.5	18 1/2	1
Dixon	3	47	15.7	28	0
Billups	2	0	0.0	0	0
Kelly	1	25	25.0	25	0
White	1	22	22.0	22	0
Carey	1	5	5.0	5	0
Bussey	1	0	0.0	0	0
Bengals	21	204	9.7	28	1
Opponents	13	42	3.2	19	0

PUNTING	No	Yds	Avg	Net	TB	In	20	Lg	B
Johnson	61	2446	40.1	30.2	11	14	62	2	2
Breech	2	58	29.0	19.0	1	1	32	0	0
Bengals	65	2504	38.5	29.9	12	15	62	2	2
Opponents	75	2935	39.1	34.7	6	16	57	1	1

PUNT RETURNS	Ret	FC	Yds	Avg	Lg	TD
Martin	15	4	107	7.1	17	0
Smith	12	2	54	4.5	15	0
Hillary	6	4	19	3.2	10	0
Carey	3	2	29	9.7	13	0
Bengals	36	12	209	5.8	17	0
Opponents	33	5	323	9.8	45	0

KICKOFF RETURNS	No	Yds	Avg	Lg	TD
Jennings	26	525	20.2	33	0
Hillary	14	223	15.9	29	0
Carey	6	104	17.3	23	0
Smith	5	65	13.0	19	0
Ball	1	19	19.0	19	0
Taylor	1	5	5.0	5	0
Holfield	1	0	0.0	0	0
Jackson		(1 fair catch)			
Bengals	54	941	17.4	33	0
Oponoonts	55	1203	21.9	66	0

FIELD GOALS	1-19	20-29	30-39	40-49	50+
Breach	0-0	9-9	3-4	0-1	0-0
Gallery	0-0	1-1	0-1	1-4	0-0
Bengals	0-0	10-10	3-5	1-5	0-0
Opponents	0-0	9-9	7-8	4-8	0-2

OFFENSE		DEFENSE	
WR	Tim McGee	LE	Jim Skow
LT	Anthony Munoz	NT	Tim Krumrie
LG	Bruce Reimers	RE	Jason Buck
C	Bruce Kozerski	LOLB	Leon White
RG	Max Montoya	LI/LB	Carl Zander
RT	Brian Blados,	RILB	Joe Kelly
	Joe Walter	ROLB	Reggie Williams
TE	Rodney Holman	LCB	Lewis Bishop
WR	Eddie Brown	RCB	Eric Thomas
QB	Boomer Esiason	SS	David Fulcher
HB	James Brooks	FS	Rickey Dixon
FB	Eli Ball,		
	Stanford Jennings		

FIELD GOAL ATTEMPTS BY GAME:

Breech: (-) (-) (-) (-) (24G, 27G) (20G, 22G) (30G, 29G, 23G, 21G) (-) (34N) (38G) (49N) (-) (-) (24G) (27G, 30G) (-). **Gallery:** (45N) (26G, 47G) (48N, 44N) (31N) (-) (-) (-) (-) (-) (-) (-) (-) (-) (-) (-) (-).

Opponents: (29G) (38G) (-) (23G) (46N, 24G, 40G, 34G) (29G, 33G) (27G) (-) (46N) (32G, 42G, 37G, 28G) (-) (24G) (51N, 48N) (41N, 48G) (32N) (31G, 37G, 22G, 42G, 24G, 52N)

DEFENSE*				Sks-	Yds	PD	FF	FR-
Player	ST	AT	TT					
Fulcher	70	37	107	0-0	14	1	4-0	
Dixon	84	19	103	0-0	16	1	0-0	
Krummie	45	29	74	3-11	0	1	1-9	
Kelly	44	26	70	1-6	4	1	3-23	
Zander	43	24	67	1-5-14	3	1	1-5	
Thomas	49	9	58	2-23	23	1	1-0	
Buck	42	14	56	6-46	2	1	1-0	
Billups	45	4	49	0-0	14	2	0-0	
Williams	33	15	48	3-5-27	2	1	2-22	
White	32	15	47	2-17	4	2	2-22	
McClendon	24	9	33	15-0-15	0	2	1-0	
Skow	21	8	29	4-5-31	4	1	0-0	
Hammerstein	18	11	29	1-5-13	0	0	1-0	
Barker	21	6	27	0-0	2	0	0-0	
Bussey	20	5	25	2-13-6	6	0	0-0	
Grant	11	10	21	0-5-25	0	0	0-0	
Jackson	18	1	19	0-0	4	1	0-0	
Wilcots	13	2	15	1-18	0	0	0-0	
Walker	7	4	11	0-0	0	0	1-0	
Carey	6	3	9	0-0	3	0	0-0	
Tuatagaloa	6	1	7	2-5-15	2	0	0-0	
Bradley	1	0	1	0-0	0	0	0-0	

Special Player	TEAMS*				FR-Yds	BP	FG	BXP
	T	A	TT	FF				
Walker	11	0	11	0	0-0	0	0	0
Barker	10	1	11	0	0-0	0	0	0
Brady	9	1	10	0	0-0	0	0	0
Russey	9	1	10	0	0-0	0	0	0
Willcuts	8	2	10	0	0-0	0	0	0
Backson	6	5	0	6	0-0	0	0	0
Barber	5	1	6	0	0-0	0	0	0
White	5	5	0	5	0-0	0	0	0
Dixon	5	1	2	3	0-0	0	0	0
Carey	4	0	2	2	0-0	0	0	0
Johnson	2	0	2	0	0-0	0	0	0
Taylor	2	0	2	0	0-0	0	0	0
Thomas	2	0	2	0	0-0	1	0	0
Tuastalga	2	0	2	0	0-0	0	0	0
Hillary	1	0	1	0	0-0	0	0	0
Jennings	1	0	1	0	0-0	0	0	0
Kattus	1	0	1	0	0-0	0	0	0
Romer	1	0	1	0	0-0	0	0	0
Zander	1	0	1	0	0-0	0	0	0
Garrett	0	1	1	0	0-0	0	0	0

MISCELLANEOUS DEFENSE*					
Player	ST	AT	TT	FF	FR-Yds
Brown	2	0	2	0	0-0
Holman	2	0	2	0	0-0
Montoya	2	0	2	0	0-0
Wilhelm	2	0	2	0	0-0
Blados	1	0	1	0	0-0
Brooks	1	0	1	0	0-0
Hillary	1	0	1	0	0-0
Johnson	1	0	1	0	0-0
Taylor	1	0	1	0	0-0

*Press box statistics

TEAM HISTORY

Date	W/L	Score	Opponent	Att.	RUSHING	No	Yds	Avg	Lg	TD
Sept. 9	W	25-20	N.Y. Jets	56,467	Brooks	195	1004	5.1	56	5
Sept. 16	W	21-16	at San Diego	48,098	Green	83	353	4.3	39	1
Sept. 23	W	41-7	New England	56,470	Woods	64	268	4.2	32	6
Oct. 1	L	16-31	at Seattle	60,135	Taylor	51	216	4.2	24	2
Oct. 7	W	34-31*	at L.A. Rams	62,619	Esiason	49	157	3.2	21	0
Oct. 14	L	17-48	at Houston	53,501	Ball	22	72	3.3	15	1
Oct. 22	W	34-13	at Cleveland	78,567	Jennings	12	46	3.8	13	1
Oct. 28	L	17-38	at Atlanta	53,214	James	1	11	11.0	11	0
Nov. 4	L	7-21	New Orleans	60,067	Wilhelm	6	6	1.0	4	0
Nov. 18	W	2-7	Pittsburgh	60,064	Barber	1	-13	-13.0	-13	0
Nov. 25	L	20-34	Indianapolis	60,051	Bengals	484	2120	4.4	56	16
Dec. 2	W	16-12	at Pittsburgh	58,200	Opponents	442	2085	4.7	68	15
Dec. 9	L	17-20*	San Francisco	60,084	RECEIVING	No	Yds	Avg	Lg	TD
Dec. 16	L	7-24	at L.A. Raiders	54,132						
Dec. 23	W	40-20	Houston	60,044						
Dec. 30	W	21-14	Cleveland	60,041	Brown	44	706	16.0	50	9
					McGee	43	737	17.1	52	8

Overtime		
TEAM STATISTICS	Bengals	Opponents
TOTAL FIRST DOWNS	277	308
Rushing	107	116
Passing	151	180
Penalty	19	12
3rd Down: Made-Att.	79-196	93-213
3rd Down Pct.	40.3	43.7
4th Down: Made-Att.	12-19	2-12
4th Down Pct.	63.2	16.7
POSSESSION AVG.	29:21	30:39
TOTAL NET YARDS	5063	5605
Avg. Per Game	316.4	350.3
Total Plays	943	1010
Avg. Per Play	5.4	5.5
NET YARDS RUSHING	2120	2085
Avg. Per Game	132.5	130.3
Total Rushes	484	442
NET YARDS PASSING	2943	3520
Avg. Per Game	183.9	220.0
Sacked-Yards Lost	34-209	25-205
Gross Yards	3152	3725
Att.-Completions	425-237	543-300
Completion Pct.	55.8	55.2
Had Intercepted	23	15
PUNTS-AVG.	65-42.1	63-41.8
Net Punting Avg.	34.0	36.5
PENALTIES-YARDS	83-627	101-824
FUMBLES-BALL LOST	25-12	32-16
TOUCHDOWNS	44	41
Rushing	16	15
Passing	25	24
Returns	3	2

Score by Periods	1	2	3	4	OT	Total
Bengals	79	110	78	90	3	360
Opponents	70	115	101	63	3	352

SCORING	TD-Ru	Rc-Rl	PAT	FG	S	TP
Breesh	0	0	0	41-44	17-21	0 92
Brooks	9	5	4			0 54
Brown	9	0	9			0 54
Woods	6	6	0			0 36
Holman	3	5	9			0 30
Taylor	2	2	1			0 18
Ball	1	2	1			0 12
Green	2	1	1			0 12
Kaltus	2	0	2			0 12
Francis	1	0	0			1 8
Barber	1	0	1			0 6
Bussey	1	0	1			0 6
Jennings	1	1	0			0 6
McGee	1	0	1			0 6
Price	1	0	1			0 6
Fulcher	0	0	0			1 2
Johnson	0	0	0		0-1	0 2
Bengals	44	16	25	3	41-44	17-22
Opponents	41	15	24	2	40-41	22-29
						2 350

1000

2000 34.4

Run	Time	Temp	Comp	Yd
1	10.0	100	100	100
2	10.0	100	100	100
3	10.0	100	100	100
4	10.0	100	100	100
5	10.0	100	100	100
6	10.0	100	100	100
7	10.0	100	100	100
8	10.0	100	100	100
9	10.0	100	100	100
10	10.0	100	100	100
11	10.0	100	100	100
12	10.0	100	100	100
13	10.0	100	100	100
14	10.0	100	100	100
15	10.0	100	100	100
16	10.0	100	100	100
17	10.0	100	100	100
18	10.0	100	100	100
19	10.0	100	100	100
20	10.0	100	100	100
21	10.0	100	100	100
22	10.0	100	100	100
23	10.0	100	100	100
24	10.0	100	100	100
25	10.0	100	100	100
26	10.0	100	100	100
27	10.0	100	100	100
28	10.0	100	100	100
29	10.0	100	100	100
30	10.0	100	100	100
31	10.0	100	100	100
32	10.0	100	100	100
33	10.0	100	100	100
34	10.0	100	100	100
35	10.0	100	100	100
36	10.0	100	100	100
37	10.0	100	100	100
38	10.0	100	100	100
39	10.0	100	100	100
40	10.0	100	100	100
41	10.0	100	100	100
42	10.0	100	100	100
43	10.0	100	100	100
44	10.0	100	100	100
45	10.0	100	100	100
46	10.0	100	100	100
47	10.0	100	100	100
48	10.0	100	100	100
49	10.0	100	100	100
50	10.0	100	100	100
51	10.0	100	100	100
52	10.0	100	100	100
53	10.0	100	100	100
54	10.0	100	100	100
55	10.0	100	100	100
56	10.0	100	100	100
57	10.0	100	100	100
58	10.0	100	100	100
59	10.0	100	100	100
60	10.0	100	100	100
61	10.0	100	100	100
62	10.0	100	100	100
63	10.0	100	100	100
64	10.0	100	100	100
65	10.0	100	100	100
66	10.0	100	100	100
67	10.0	100	100	100
68	10.0	100	100	100
69	10.0	100	100	100
70	10.0	100	100	100
71	10.0	100	100	100
72	10.0	100	100	100
73	10.0	100	100	100
74	10.0	100	100	100
75	10.0	100	100	100
76	10.0	100	100	100
77	10.0	100	100	100
78	10.0	100	100	1

PASSING	Att	Cmp	Yds	%	A
---------	-----	-----	-----	---	---

Eriason	402	234	2031	55.7	7.1
---------	-----	-----	------	------	-----

ES1d30H	402	224	5031	55.7	7.3
Wilhelmy	10	10	113	62.0	6.3

Wilhelm	19	12	117	63.2	6.
Shitara	2	2	2	2.2	2.

Philcox	2	0	0	0.0	0.0
Tracy	1	0	0	0.0	0.0

James	1	0	0	0.0	0.0
-------	---	---	---	-----	-----

Johnson	1	1	4	100.0	4.0
---------	---	---	---	-------	-----

Bengals	425	237	3152	55.8	7.4
---------	-----	-----	------	------	-----

Opponents	543	300	3725	55.2	6.8
-----------	-----	-----	------	------	-----

	2010	2011	2012	2013	2014
Revenue	\$16.7	\$18.9	\$20.0	\$21.0	\$22.0
Operating expenses	(10.0)	(10.0)	(10.0)	(10.0)	(10.0)
Operating income	\$6.7	\$8.9	\$10.0	\$11.0	\$12.0
Non-recurring items	-	-	-	-	-
Total income	\$6.7	\$8.9	\$10.0	\$11.0	\$12.0
Income tax expense	(1.0)	(1.0)	(1.0)	(1.0)	(1.0)
Net income	\$5.7	\$7.9	\$9.0	\$10.0	\$11.0
Diluted EPS	\$0.57	\$0.79	\$0.90	\$1.00	\$1.10

RUSHING	No	Yds	Avg	Lg	TD
Brooks	195	1004	5.1	56½	5
Green	83	353	4.3	39	1
Woods	64	268	4.2	32	6
Taylor	51	216	4.2	24	2
Esiason	49	157	3.2	21	0
Ball	22	72	3.3	15	1
Jennings	12	46	3.8	15	1
James	1	11	11.0	11	0
Wilhelm	6	6	1.0	4	0
Barber	1	-13	-13.0	-13	0
Bengals	484	2120	4.4	56½	16
Oponnogs	442	2085	4.7	58½	15

RECEIVING	No	Yds	Avg	Lg	TD
Brown	44	706	16.0	50	9
McGee	43	737	17.1	52	9
Holman	40	596	14.9	53	5
Brooks	26	269	10.3	35	4
Barber	20	162	8.1	22	0
Woods	14	196	14.0	28	1
Green	12	90	7.5	22	1
Kaltus	11	145	13.2	31	2
Riggs	8	79	9.9	21	0
Smith	7	45	6.4	11	0
Jennings	4	23	5.8	13	0
James	3	36	12.0	16	0
Taylor	3	22	7.3	20	1
Ball	2	46	23.0	48 1/2	1
Bengals	237	3152	13.3	53	25
Opponents	330	3752	12.4	75	24

INTERCEPTIONS	No	Yds	Avg	Lg	TD
Bussey	4	37	9.3	18	0
Fulcher	4	20	5.0	18	0
Billups	3	39	13.0	29	0
White	1	21	21.0	21	0
Francis	1	17	17.0	17	1
Zander	1	12	12.0	12	0
Price	1	0	0.0	0	0
Bengals	15	146	9.7	29	1
Opponents	23	233	10.1	30	1

PUNTING	No	Yds	Avg	Net	TB	In20	Lg	B
Johnson	64	2705	42.3	34.3	8	12	70	0
Breech	1	34	34.0	14.0	1	0	34	0
Bengals	65	2739	42.1	34.0	9	12	70	0
Opponents	63	2634	41.8	36.5	4	19	65	0

PUNT RETURNS	Ret	FC	Yds	Avg	Lg	TD
Price	29	14	251	8.7	66t	1
Smith	1	0	4	4.0	4	0
Bengals	30	14	255	8.5	66t	1
Opponents	36	11	352	9.8	79t	1

KICKOFF RETURNS	No	Yds	Avg	Lg	TD
Jennings	29	584	20.1	33	0
Ball	16	366	22.9	38	0
Price	10	191	19.1	33	0
James	1	43	43.0	43	0
Smith	2	35	17.5	20	0
Taylor	1	16	16.0	16	0
Barber	1	14	14.0	14	0
Kallus	1	10	10.0	10	0
Riggs	1	7	7.0	7	0
Bengals	62	1266	20.4	43	0
Opponents	43	945	22.0	64	0

FIELD GOALS	1-19	20-29	30-39	40-49	50+
Breech	0-0	6-6	5-6	6-9	0-0
Johnson	0-0	0-0	0-0	0-0	0-1
Bengals	0-0	6-6	5-6	6-9	0-1
Opponents	1-1	11-11	7-7	2-7	1-3

FIELD GOAL ATTEMPTS BY GAME:
Breech: (43G, 42N, 44G, 37G) (-) (46G, 23G)
 (34G, 26G, 43G) (40G, 44G) (29G) (20G, 21G)
 (35G) (43N) (21G, 31G) (-) (34N, 46N) (38G) (-)
 (-) (-). **Johnson:** (-) (-) (-) (-) (52N) (-) (-) (-)
 (-) (-) (-) (-) (-) (-).

TD	TD %	INT	Int %	Lg	Sack-Lost	Rat
24	6.0	22	5.5	53	31-198	77.0
0	0.0	0	0.0	19	1-2	80.4
0	0.0	1	50.0	0	2-9	0.0
0	0.0	0	0.0	0	0-0	39.6
1	100.0	0	0.0	41	0-0	122.9
25	5.9	23	5.4	53	34-209	76.5
24	4.4	15	2.8	75	25-205	79.9

24 117 18 213 18 28 288 19.5

842

— 240 —

USUAL STARTERS

OFFENSE		DEFENSE	
WR	Tim McGee	LE	Skip McClendon
LT	Anthony Munoz	NT	Tim Krumrie
LG	Bruce Reimers	RE	David Grant,
C	Bruce Kozerski		Jason Buck
RG	Ken Moyer	LOLB	Leon White
TE	Joe Walter	LILB	Carl Zander
RT	Rodney Holman	RILB	Kevin Walker
WR	Eddie Brown	ROLB	James Francis
QB	Boomer Esiason	LCB	Lewis Billups
HB	James Brooks	RCB	Carl Carter
FB	Harold Green	SS	David Fulcher
	Ickey Woods	FS	Solomon Wilcott

FIELD GOAL ATTEMPTS BY GAME--cont'd:

Opponents: (33G, 26G) (19G, 44N) (-) (51G, 40G) (22G, 23G) (21G, 41N, 30G) (27G, 52N) (48N) (31G) (51N, 22G, 26G) (32G, 36G, 29G, 48G) (23G, 23G) (39G) (29G, 36G, 42N) (48N)

DEFENSE* Player	ST	AT	TT	Sks- Yds	PD	FF	FR- Yds
Francis	62	14	76	8-65	6	2	0-0
Walker	61	14	75	1-6	0	0	0-0
Fulcher	53	22	75	1-12	10	3	0-0
Krummie	45	23	68	2-17	1	1	0-0
Bussey	48	9	57	2-17	10	0	1-70
Billups	43	8	51	0-0	13	2	2-4
Jones	39	8	47	0-0	12	0	1-1
Carter	38	9	47	0-0	11	0	2-0
Zander	37	10	47	0-0	1	1	2-40
Grant	36	8	44	1-14	4	4	1-0
Diecks	33	8	44	0-0	2	2	0-0
Tracy	29	3	34	0-6	0	0	0-0
White	28	6	34	1-4	4	0	0-0
McClendon	25	3	28	2-17	2	0	0-0
Iuataalagoo	17	7	24	4.5-32.5	1	2	0-20
Harmenstijn	13	6	19	2-15	0	0	0-0
Price	13	2	15	0-0	5	0	0-0
Barker	10	2	12	0-0	1	0	1-0
Thomas	11	0	11	0-0	2	0	0-0
Buck	7	4	11	0.5-5.5	1	0	0-0
Clark	6	4	10	0-0	0	1	0-0
Odehfree	0	1	1	0-0	0	0	0-0

SPECIAL Player	TEAMS*				FR- Yds	BP	BFG	BXP
	ST	AT	TT	FF				
Barker	6	2	8	1	0-0	0	0	0
Price	6	1	7	0	1-0	0	0	0
Walker	4	2	6	0	0-0	0	0	0
Francis	5	0	5	0	0-0	0	0	0
Jones	5	0	5	0	0-0	0	0	0
Ball	4	1	5	0	0-0	0	0	0
James	4	0	4	0	0-0	0	0	0
Altagalao	4	0	4	0	0-0	0	0	0
Brady	3	1	4	0	1-0	0	0	0
Bussey	2	2	4	0	0-0	0	0	0
Gidlee	2	0	3	0	0-0	0	0	0
Griffin	2	0	2	0	0-0	0	0	0
Oxon	2	0	2	0	0-0	0	0	0
White	2	0	2	0	0-0	0	0	0
Wilcoits	2	0	2	0	0-0	0	0	0
Zander	2	0	2	0	0-0	0	0	0
Jennings	1	1	2	0	0-0	0	0	0
Barber	1	0	1	0	0-0	0	0	0
Johnson	1	0	1	0	0-0	0	0	0
Smith	1	0	1	0	0-0	0	0	0
Clark	0	1	1	0	0-0	0	0	0
Taylor	0	1	1	0	0-0	0	0	0

MISCELLANEOUS DEFENSE*

Player	ST	AT	TT	FF	FR-Yds
Brown	4	0	4	0	0-0
Brown	4	0	4	0	0-0
Brooks	2	0	2	0	0-0
Kaltus	2	0	2	0	0-0
McGee	2	0	2	0	0-0
Moyer	2	0	2	0	0-0
Riggs	2	0	2	0	0-0
Woods	2	0	2	0	0-0
Ball	1	0	1	0	0-0
Barber	1	0	1	0	0-0
Cassion	1	0	1	0	0-0
James	1	0	1	0	0-0
Jetton	1	0	1	0	0-0
Munoz	1	0	1	0	0-0
Smith	1	0	1	0	0-0
Walter	1	0	1	0	0-0

*Press box statistics

1990 SEASON PLAYOFF STATISTICS (1-1)

Date	W/L	Score	Opponent	Att.
Jan. 6*	W	41-14	Houston	60,012
Jan. 13*	L	10-20	at L.A. Raiders	92,045

*AFC Wild Card Playoff
+AFC Divisional Playoff

TEAM STATISTICS	Bengals	Opponents
TOTAL FIRST DOWNS	36	33
Rushing	22	15
Passing	12	18
Penalty	2	0
3rd Down: Made-Att.	9-25	7-20
3rd Down Pct.	36.0	35.0
4th Down: Made-Att.	2-2	1-2
4th Down Pct.	100.0	50.0
POSSESSION AVG.	34:01	25:59
TOTAL NET YARDS	531	615
Avg. Per Game	265.5	307.5
Total Plays	117	103
Avg. Per Play	4.5	6.0
NET YARDS RUSHING	311	302
Avg. Per Game	155.5	151.0
Total Rushes	73	45
NET YARDS PASSING	220	313
Avg. Per Game	110.0	156.5
Sacked-Yards Lost	4-46	4-24
Gross Yards	266	337
Att.-Completions	40-23	54-27
Completion Pct.	57.5	50.0
Had Intercepted	0	2
PUNTS-AVG.	8-49.1	8-41.9
Net Punting Avg.	41.8	34.1
PENALTIES-YARDS	5-45	5-33
FUMBLES-BALLS LOST	2-0	2-1
TOUCHDOWNS	6	4
Rushing	3	0
Passing	3	4
Returns	0	0

Score by Periods	1	2	3	4	OT	Tot
Bengals	10	13	14	14	-	51
Opponents	0	7	10	17	-	34

SCORING	TD-Ru	Rc-Rt	K-PAT	FG	S	TP
Breech	0	0	0	6-6	3-3	0 15
Ball	1	1	0	0	-	0 6
Esiason	1	1	0	0	-	0 6
Green	1	0	1	0	-	0 6
Jennings	1	0	1	0	-	0 6
Kattus	1	0	1	0	-	0 6
Woods	1	1	0	0	-	0 6
Bengals	6	3	3	0	6-6	3-3 0 51
Opponents	4	0	4	0	4-4	2-2 0 34

RUSHING	No	Yds	Avg	Lg	TD
Woods	17	84	4.9	18	1
Esiason	7	68	9.7	14	1
Green	11	55	5.0	12	0
Ball	12	47	3.9	14	1
Brooks	17	43	2.5	14	0
Jennings	6	16	2.7	10	0
Wilhelm	3	-2	-0.7	0	0
Bengals	73	311	4.3	18	3
Opponents	45	302	6.7	34	0

RECEIVING	No	Yds	Avg	Lg	TD
Holman	4	102	25.5	46	0
Brown	4	32	8.0	15	0
Jennings	3	23	7.7	12	1
McGee	3	23	7.7	19	0
Woods	3	18	6.0	9	0
Kattus	2	19	9.5	10	1
Green	2	15	7.5	13	1
Brooks	1	22	22.0	22	0
Barber	1	12	12.0	12	0
Bengals	23	266	11.6	46	3
Opponents	27	337	12.5	41t	4

INTERCEPTIONS	No	Yds	Avg	Lg	TD
Fulcher	2	54	27.0	43	0
Bengals	2	54	27.0	43	0
Opponents	0	0	-	-	0

PUNTING	No	Yds	Avg	Net	TB	In20	Lg	B
Johnson	8	393	49.1	41.8	0	1	64	0
Bengals	8	393	49.1	41.8	0	1	64	0
Opponents	8	335	41.9	34.1	1	4	52	0

PUNT RETURNS	Ret	FC	Yds	Avg	Lg	TD
Price	3	0	42	14.0	34	0
Bengals	3	0	42	14.0	34	0
Opponents	4	2	59	14.8	19	0

KICKOFF RETURNS	No	Yds	Avg	Lg	TD
Jennings	4	86	21.5	30	0
Ball	2	42	21.0	28	0
Brown	1	12	12.0	12	0
Bengals	7	140	20.0	30	0
Opponents	7	132	18.9	37	0

FIELD GOALS	1-19	20-29	30-39	40-49	50+
Breech	0-0	2-2	1-1	0-0	0-0
Bengals	0-0	2-2	1-1	0-0	0-0
Opponents	0-0	1-1	0-0	1-1	0-0

FIELD GOAL ATTEMPTS BY GAME:
Breech: (27G, 30G) (27G).
Opponents: (-) (49G, 25G).

DEFENSE*	ST	AT	TT	Sks-Yds	PD	FF	FR-Yds
Bussey	12	0	12	0-0	0	0	0-0
Thomas	8	1	9	0-0	1	0	0-0
Grant	7	2	9	1-5	2	0	0-0
Fulcher	5	4	9	0-0	2	0	0-0
Francis	6	2	8	0-0	1	0	1-0
Krumrie	6	1	7	0-0	0	0	0-0
Walker	4	1	5	0-0	0	0	0-0
Zander	4	1	5	1-10	1	0	0-0
Billups	4	0	4	0-0	1	0	0-0
Jones	3	1	4	0-0	1	0	0-0
McClendon	3	1	4	0-0	0	0	0-0
White	3	0	3	0-0	0	0	0-0
Wilcots	1	1	2	0-0	1	0	0-0
Buck	1	0	1	1-3	0	0	0-0
Carter	1	0	1	0-0	0	0	0-0
TEAM	-	-	-	1-6	-	-	-

SPECIAL TEAMS*	ST	AT	TT	FF	FR-Yds	BP	BFG	BXP
Brady	3	0	3	0	0-0	0	0	0
Zander	1	1	2	0	0-0	0	0	0
Ball	1	0	1	0	0-0	0	0	0
Barker	1	0	1	0	0-0	0	0	0
Bussey	1	0	1	0	0-0	0	0	0
Carter	1	0	1	0	0-0	0	0	0
Price	1	0	1	0	0-0	0	0	0
Tuatala	1	0	1	0	0-0	0	0	0
Walker	0	1	1	0	0-0	0	0	0

MISCELLANEOUS DEFENSE*

Player	ST	AT	TT	FF	FR-Yds
--------	----	----	----	----	--------

(None)

*Press box statistics

PASSING	Att	Cmp	Yds	Cmp %	Yds/Att	TD	INT	Lg	Sack-Lost	Rat
Esiason	35	22	254	62.9	7.26	3	8.6	0	4-46	113.3
Wilhelm	5	1	12	20.0	2.40	0	0.0	0	0-0	39.6
Bengals	40	23	266	57.5	6.65	3	7.5	0	4-46	102.7
Opponents	54	27	337	50.0	6.24	4	7.4	2	4-24	79.0

1991 FINAL STATISTICS (3-13-0)

USUAL STARTERS

OFFENSE		DEFENSE	
WR	Tim McGee	LE	Alonzo Miltz
LT	Anthony Munoz	NT	Tim Krumrie
LG	Bruce Reimers	RE	David Grant
C	Bruce Kozerski	LOLB	James Francis
RG	Paul Jetton	LILB	Leo Barker
	Ken Moyer	RILB	Carl Zander
RT	Joe Walker	ROLB	Alfred Williams
TE	Rodney Holman	RCB	Wayne Haddix
WR	Eddie Brown	LGB	Lewis Billups
QB	Boomer Esiason	SS	David Fulcher
RB	James Brooks	FS	Rickey Dixon
RB	Harold Green		Barney Bussey

FIELD GOAL ATTEMPTS BY GAME CONT'D:
Opponents: (30N, 42N, 19G) (19G, 21G, 37G)
 (30G, 42G, 38G, 45G) (40G, 26G) (45N, 36G, 31G)
 (-) (-) (33G, 45N) (47N, 34N) (44G, 46G, 37N) (42N, 37G) (29G) (37G) (50G, 22G, 36G) (47G, 39N) (-).

DEFENSE*		ST		AT		TT		Sks		PD		FF		FR-	
Player	ST	AT	TT	ST	AT	TT	ST	PD	FF	ST	AT	TT	ST	AT	TT
Fulcher	68	27	95	0-0	9	4	3-12								
Krumrie	56	12	68	4-26	1	1	1-0								
Francis	50	18	68	3-21	7	1	0-0								
Dixon	58	7	65	0-0	8	1	0-0								
Thomas	51	5	56	0-0	18	0	1-0								
Barker	44	11	55	0-0	1	0	0-0								
Miltz	40	8	48	0-0	2	0	1-0								
Zander	37	10	47	0-0	1	2	1-0								
Williams	36	4	40	3-16	3	1	2-24								
Bussey	31	8	39	0-0	3	0	1-0								
Grant	33	4	37	2-14	1	0	0-0								
Billups	32	3	35	1-9	6	0	1-7								
Price	16	1	17	0-0	4	0	1-0								
Walker	15	2	17	1-5	0	0	0-0								
Tuatagaloa	14	1	15	2-8	1	1	0-0								
Rogers	10	4	14	0-0	1	0	0-0								
Haddix	12	1	13	0-0	7	0	0-0								
Fain	8	2	10	0-0	3	0	0-0								
White	8	2	10	0-0	0	0	0-0								
R. Jones	9	0	9	0-0	3	0	0-0								
Gordon	6	2	8	2-8	0	0	0-0								
Clark	5	3	8	0-0	0	0	0-0								
McClendon	5	1	6	0-0	0	0	0-0								
Vinson	4	2	6	0-0	2	0	0-0								
Bennett	3	0	3	0-0	1	0	0-0								
Stubbs	3	0	3	3-22	0	1	0-0								
King	2	1	3	0-0	0	0	0-0								
Brady	0	1	1	0-0	0	0	0-0								
Saddler	0	1	1	0-0	0	0	0-0								

SPECIAL Player	TEAMS*			FR- Yds	BP	BFG	BXP
	ST	AT	TT				
Brady	11	1	12	0-0	0	0	0
Gordon	5	3	8	0-0	0	0	0
Barker	6	0	6	0-0	0	0	0
White	6	0	6	0-0	0	0	0
Clark	5	0	5	0-0	0	0	0
Rembert	4	1	5	0-0	0	0	0
Vinson	4	0	4	0-0	0	0	0
James	3	1	4	0-0	0	0	0
Barber	3	0	3	0-0	0	0	0
Fain	3	0	3	0-0	0	0	0
Price	3	0	3	0-0	0	0	0
Bussey	2	0	2	0-0	0	0	0
Dixon	2	0	2	0-0	0	0	0
King	2	0	2	0-0	0	0	0
Ball	1	0	1	0-0	0	0	0
Billups	1	0	1	0-0	0	0	0
Haddix	1	0	1	0-0	0	0	0
Hollas	1	0	1	0-0	0	0	0
R. Jones	1	0	1	0-0	0	0	0
Tuatagaloa	1	0	1	0-0	0	0	0
Walker	1	0	1	0-0	0	0	0
Zander	1	0	1	0-0	0	0	0
Dingle	0	1	1	0-0	0	0	0
Thomas	0	0	0	0-0	0	3	0
Saddler	0	0	0	0-0	0	0	0

MISCELLANEOUS DEFENSE*					
Player	ST	AT	TT	FF	FR-Yds
McGee	3	0	3	0	0-0
Barber	2	0	2	0	0-0
Brooks	2	0	2	0	0-0
Taylor	2	0	2	0	0-0
Ball	1	0	1	0	0-0
Garrett	1	0	1	0	0-0
Kozerski	1	0	1	0	0-0
Moyer	1	0	1	0	0-0

*Press box statistics

Date	W/L	Score	Opponent	Att.	RUSHING-cont'd	No	Yds	Avg	Lg	TD
Sept. 1	L	14-45	at Denver	72,355	Esiason	24	66	2.8	16	0
Sept. 8	L	7-30	Houston	56,463	Hollas	12	66	5.5	27	0
Sept. 15	L	13-14	at Cleveland	78,269	Ball	10	21	2.1	10	1
Sept. 22	L	27-34	Washington	52,038	Wilhelm	1	9	9.0	9	0
Oct. 6	L	7-13	Seattle	60,010	Brown	1	8	8.0	8	0
Oct. 13	L	23-35	at Dallas	63,275	Johnson	1	2	-2.0	-2	0
Oct. 21	L	16-35	at Buffalo	80,131	Bengals	449	1811	4.0	751	11
Oct. 27	L	3-35	at Houston	58,634	Opponents	454	1662	3.7	43	20
Nov. 3	W	23-21	Cleveland	55,077	RECEIVING	No	Yds	Avg	Lg	TD
Nov. 10	L	20-37*	Pittsburgh	55,503	Brown	59	827	14.0	53	2
Nov. 17	L	10-17	at Philadelphia	63,189	McGee	51	802	15.7	52t	4
Nov. 24	L	14-38	L.A. Raiders	52,044	Brooks	40	348	8.7	40	2
Dec. 1	W	27-24	N.Y. Giants	45,063	Holman	31	445	14.4	39	2
Dec. 9	L	13-37	at Miami	60,616	Barber	23	255	11.1	42t	1
Dec. 15	L	10-17	at Pittsburgh	35,420	Taylor	21	122	5.8	16	0
Dec. 22	W	29-7	New England	46,394	Green	16	136	8.5	18	0
*Overtime					Kattus	12	136	11.3	24	0

TEAM STATISTICS		Bengals	Opponents
TOTAL FIRST DOWNS		286	308
Rushing		96	100
Passing		162	191
Penalty		28	17
3rd Down: Made-Att.		78-212	86-194
3rd Down Pct.		36.8	44.3
4th Down: Made-Att.		9-20	4-8
4th Down Pct.		45.0	50.0
POSSESSION AVG.		29:14	30:46
TOTAL NET YARDS		4969	5652
Avg. Per Game		310.6	353.3
Total Plays		993	980
Avg. Per Play		5.0	5.8
NET YARDS RUSHING		1811	1662
Avg. Per Game		113.2	103.9
Total Rushes		449	454
NET YARDS PASSING		3158	3990
Avg. Per Game		197.4	249.4
Sacked-Yards Lost		33-255	21-129
Gross Yards		3413	4119
Att.-Completions		511-290	505-303
Completion Pct.		56.8	60.0
Had Intercepted		22	17
PUNTS-AVG.		65-43.5	57-42.0
Net Punting Avg.		34.3	36.4
PENALTIES-YARDS		107-845	94-808
FUMBLES-BALL LOST		30-20	23-14
TOUCHDOWNS		27	53
Rushing		11	20
Passing		14	26
Returns		2	7

Score by Periods	1	2	3	4	OT	Total
Bengals	57	71	64	71	0	263
Opponents	68	163	76	122	6	435

SCORING	TD	R	Re	RI	PAT	FG	S	TP
Breech	0	0	0	0	27-27	23-29	0	95
Brooks	4	2	2	0	-	-	0	24
McGee	4	0	4	0	-	-	0	24
Woods	4	4	0	0	-	-	0	24
Brown	2	2	0	0	-	-	0	12
Green	2	2	0	0	-	-	0	12
Holman	2	2	0	0	-	-	0	12
Taylor	2	2	0	0	-	-	0	12
Ball	1	1	0	0	-	-	0	6
Barber	1	0	1	0	-	-	0	6
Dingle	1	0	1	0	-	-	0	6
Fulcher	1	0	1	0	-	-	0	6
James	1	0	1	0	-	-	0	6
Price	1	0	1	0	-	-	0	6
Rembert	1	0	1	0	-	-	0	6
Johnson	0	0	0	0	0-0	1-3	0	3
Gordon	0	0	0	0	-	-	0	2
Bengals	27	11	14	2	27-27	24-32	1	263
Opponents	53	21	26	7	49-52	22-31	1	438
RUSHING	No	Yds	Avg	Lg	TD			
Green	158	731	4.6	75	2			
Brooks	152	571	3.8	25	2			
Taylor	33	153	4.6	34	2			
Woods	36	97	2.7	12	4			
Dingle	21	91	4.3	21	2			

USUAL STARTERS

Date	W/L	Score	Opponent	Att.	RUSHING	No	Yds	Avg	Lg	TD
Sept. 6	W	21-3	at Seattle	57,350	Green	265	1170	4.4	53	2
Sept. 13	W	24-21*	L.A. Raiders	54,240	Fenner	112	500	4.5	351	7
Sept. 20	L	23-24	at Green Bay	57,272	Holias	20	109	5.5	24	0
Sept. 27	L	7-42	Minnesota	53,847	Esiason	21	66	3.1	15	0
Oct. 11	L	24-38	Houston	54,254	Ball	16	55	3.4	17	2
Oct. 19	L	0-20	at Pittsburgh	55,411	Klingler	11	53	4.8	12	0
Oct. 25	L	10-26	at Houston	58,701	Miles	8	22	2.8	9	0
Nov. 1	W	30-10	Cleveland	54,765	Querry	1	1	1.0	1	0
Nov. 8	W	31-28*	at Chicago	56,120	Bengals	454	1976	4.4	53	11
Nov. 15	L	14-17	at N.Y. Jets	60,196	Opponents	490	2007	4.1	361	15
Nov. 22	L	13-19	Detroit	48,574						
Nov. 29	L	9-21	Pittsburgh	54,253	RECEIVING	No	Yds	Avg	Lg	TD
Dec. 6	L	21-37	at Cleveland	68,368	Green	41	214	5.2	19	0
Dec. 13	L	10-27	at San Diego	50,579	McGee	35	408	11.7	36	3
Dec. 20	W	20-10	New England	45,355	Pickens	26	326	12.5	38	1
Dec. 27	L	17-21	Indianapolis	47,837	Holman	26	266	10.2	261	2
*Overtime					Rembert	19	219	11.5	27	0

*Overtime

TEAM STATISTICS	Bengals	Opponents
TOTAL FIRST DOWNS	248	319
Rushing	112	126
Passing	114	168
Penalty	22	25
3rd Down: Made-Att.	66-205	99-292
3rd Down Pct.	32.2	45.8
4th Down: Made-Att.	14-25	10-18
4th Down Pct.	56.0	55.6
POSSESSION AVG.	27.05	32.55
TOTAL NET YARDS	3919	5333
Avg. Per Game	244.9	333.3
Total Plays	934	1024
Avg. Per Play	4.2	5.2
NET YARDS RUSHING	1976	2007
Avg. Per Game	123.5	125.4
Total Rushes	454	490
NET YARDS PASSING	1943	3326
Avg. Per Game	121.4	207.9
Sacked-Yards Lost	45-341	45-294
Gross Yards	2284	3620
Att.-Completions	435-227	489-288
Completion Pct.	52.2	58.9
Had Intercepted	17	16
PUNTS-AVG.	76-42.1	57-41.8
Net Punting Avg.	35.9	35.1
PENALTIES-YARDS	98-755	95-797
FUMBLES-BALL LOST	32-10	36-17
TOUCHDOWNS	31	44
Rushing	11	15
Passing	16	24
Returns	4	5

Score by Periods	1	2	3	4	OT	Total
Bengals	48	84	55	81	6	274
Opponents	81	98	91	94	0	364

SCORING	TD-R	Pa	Rt	PAT	FG	S	TP
Breech	0	0	0	31-31	19-27	0	88
Fenner	8	7	1	0	-	0	48
Ball	4	2	2	0	-	0	24
McGee	3	0	3	0	-	0	18
Query	3	0	3	0	-	0	18
Green	2	2	0	0	-	0	12
Holman	2	0	2	0	-	0	12
Pickens	2	0	1	1	-	0	12
Thompson	2	0	2	0	-	0	12
Benley	1	0	1	0	-	0	6
Brennan	1	0	1	0	-	0	6
Francis	1	0	0	1	-	0	6
Stegall	1	0	1	0	-	0	6
Vinson	1	0	0	1	-	0	6
Johnson	0	0	0	0	-	0-1	0
Bengals	31	11	16	4	31-31	19-28	2
Opponents	44	15	24	5	44-44	18-30	1

Appendix A

RUSHING	No	Yds	Avg	Lg	TD
Green	265	1170	4.4	53	2
Fenner	112	500	4.5	351	7
Hollas	20	109	5.5	24	0
Esiason	21	66	3.1	15	0
Ball	16	55	3.4	17	2
Klingler	11	53	4.8	12	0
Miles	8	22	2.8	9	0
Query	1	1	1.0	1	0
Bengals	454	1976	4.4	53	11
Opponents	490	2007	4.1	361	15

RECEIVING	No	Yds	Avg	Lg	TD
Green	41	214	5.2	19	0
McGee	35	408	11.7	36	3
Pickens	26	326	12.5	38	1
Holman	26	266	10.2	26	2
Rembert	19	219	11.5	27	0
Thompson	19	194	10.2	32	2
Querry	16	265	16.6	83	3
Brennan	16	166	10.4	21	1
Riggs	11	70	6.4	17	0
Fenner	7	41	5.9	15	1
Ball	6	66	11.0	35	2
Stegall	3	35	11.7	13	1
Thomason	2	14	7.0	10	0
Bengals	227	2284	10.1	83	16
Opponents	288	3620	12.6	47	24

INTERCEPTIONS	No	Yds	Avg	Lg	TD
D. Williams	4	65	16.3	30	0
Francis	3	108	36.0	66 1	1
Fulcher	3	0	0.0	0	0
Jones	2	14	7.0	14	0
Wheeler	1	12	12.0	12	0
Bussey	1	3	3.0	3	0
Miltz	1	3	3.0	3	0
McDonald	1	0	0.0	0	0
Bengals	16	205	12.8	66 1	1
Opponents	17	127	7.5	36	0

PUNTING	No	Yds	Avg	Net	TB	In20	Lg	B
Johnson	76	3196	42.1	35.9	9	15	64	0
Bengals	76	3196	42.1	35.9	9	15	64	0
Opponents	57	2384	41.8	35.1	5	16	70	1

PUNT RETURNS	Ret	FC	Yds	Avg	Lg	TD
Pickens	18	9	229	12.7	95f	1
Price	6	2	56	9.3	25	0
Bengals	24	11	285	11.9	95f	1
Opponents	32	14	284	8.9	58f	1

KICKOFF RETURNS	No	Yds	Avg	Lg	TD
Stegall	25	430	17.2	39	0
Ball	20	411	20.6	48	0
Miles	8	128	16.0	27	0
Fenner	2	38	19.0	19	0
Price	2	20	10.0	13	0
Bussey	1	18	18.0	18	0
Query	1	13	13.0	13	0
Bengals	59	1058	17.9	48	0
Oponoants	46	1079	23.5	101	2

FIELD GOALS	1-19	20-29	30-39	40-49	50+
Breech	0-0	8-8	7-7	4-11	0-1
Johnson	0-0	0-0	0-0	0-0	0-1
Bengals	0-0	8-8	7-7	4-11	0-2
Opponents	0-0	9-11	6-8	3-8	0-3

FIELD GOAL ATTEMPTS BY GAME:
Breech: (47N, 48 N) (34G) (20G, 34G, 41G) (-)
 (29G, 43N) (47N) (24G) (26G, 21G, 32G) (36G)
 (44N) (40G, 20G, 50N) (33G, 42G, 38G) (-) (48G)
 (47N, 42N, 21G, 39G) (25G). **Johnson:** (-) (59B)
 (-) (-) (-) (-) (-) (-) (-) (-) (-) (-) (-) (-).

(continued)

OFFENSE		DEFENSE	
WR	Tyler McGee	LE	Lamar Rogers
LT	Anthony Munoz	NT	Tim Krumrie
	Kevin Sargent	RE	Alonzo Miltz
LG	Bruce Kozerski	L0LB	James Francis
C	Mike Arthur	L1LB	Ricardo McDonald
RG	Jon Melander	R1LB	Gary Reasons
RT	Joe Walter	R0LB	Daniel Stubbs
TE	Rodney Holman	LCB	Rod Jones
WR	Carl Pickens	RCB	Eric Thomas
QB	Boomer Esiason	SS	David Fulcher
HB	Harold Green	FS	Darryll Williams
FB	Eric Ball		

FIELD GOAL ATTEMPTS BY GAME-cont'd:

Opponents: (40G) (52N, 27B, 59N) (32N, 37G, 47N) (-) (39G) (21G, 45N, 27G) (27G, 47N) (39G) (47N, 52N) (27N, 42G, 36N) (35G, 27G, 20G, 29G) (49N) (34G, 30G, 27G) (21G, 48G) (27G) (-).

DEFENSE*	ST	AT	TT	Sks-Yds	PD	FF	FR-Yds
Krumrie	71	26	97	4-21	2	2	1-0
McDonald	71	23	94	0-0	4	0	1-4
D. Williams	70	8	78	2-16	13	2	1-0
Fulcher	56	16	72	1-10	9	0	0-0
Jones	54	9	63	0-0	17	0	1-0
A. Williams	39	5	44	10-70	4	3	0-0
Rogers	33	10	43	4-28.5	0	2	0-0
Thomas	40	2	42	0-0	11	1	0-0
Dixon	37	5	42	0-0	6	0	0-0
Francis	33	6	39	6-28	11	3	2-3
Reasons	32	6	38	0-0	1	1	2-0
Miltz	19	16	35	3-23.5	1	1	2-0
Bussey	24	8	32	0-0	4	0	0-0
Stubbs	24	8	32	9-64	0	1	1-0
Walker	16	12	28	0-0	0	0	0-0
Vinson	18	4	22	1-15	0	2	1-22
Wheeler	17	4	21	0-0	3	0	0-0
Frier	13	2	15	0-0	0	0	0-0
Bennett	14	0	14	0-0	3	0	0-0
Gordon	13	1	14	1-7	1	1	1-0
Shaw	12	2	14	0-0	1	0	0-0
Riddle	7	0	7	3-9	0	0	0-0
Kirk	6	1	7	0-0	1	0	1-7
Bentley	4	1	5	0-0	0	0	1-75
Price	4	0	4	0-0	0	0	0-0
Nix	1	0	1	1-2	0	0	0-0

SPECIAL Player	TEAMS*				FR- Yds	BP	BFG	BXP
	ST	AT	TT	FF				
Kirk	12	1	13	1	0-0	0	0	0
Shaw	5	2	7	0	0-0	0	0	0
Thompson	5	2	7	0	0-0	0	0	0
Stegall	5	1	6	0	0-0	0	0	0
Dixon	4	2	6	0	0-0	0	0	0
Wheeler	4	2	6	0	0-0	0	0	0
Bennett	5	0	5	0	1-0	0	0	0
D. Williams	3	2	5	0	0-0	0	0	0
Vinson	3	1	4	0	0-0	0	0	0
Ball	3	0	3	0	2-0	1	0	0
McDonald	3	0	3	0	0-0	0	0	0
Gordon	2	1	3	0	0-0	0	0	0
Miles	2	0	2	0	0-0	0	0	0
Francis	1	0	1	0	0-0	0	0	0
Fulcher	1	0	1	0	0-0	0	0	0
Johnson	1	0	1	0	0-0	0	0	0
Miltz	1	0	1	0	0-0	0	0	0
Nix	1	0	1	0	0-0	0	0	0
Reasons	1	0	1	0	0-0	0	0	0
Robinson	1	0	1	0	0-0	0	0	0
Thomson	1	0	1	0	0-0	0	0	0
Walker	1	0	1	0	0-0	0	0	0
Thomas	0	0	0	0	0-0	0	1	0

MISCELLANEOUS DEFENSE*

Player	ST	AT	TT	FF	FR-Yds
Green	3	0	3	0	0-0
Pickens	3	0	3	0	0-0
Holman	2	0	2	0	0-0
Esiason	1	0	1	0	0-0
Kozerski	1	0	1	0	0-0
McGee	1	0	1	0	0-0
Querry	1	0	1	0	0-0

*Press box statistics

1993 FINAL STATISTICS (3-13-0)

USUAL STARTERS

OFFENSE		DEFENSE	
WR	Jeff Query	LE	John Copeland
LT	Tom Scott	NT	Tim Krumrie
LG	Ken Moyer	RE	George Hinkle
C	Bruce Kozerski	L/LB	James Francis
RG	Tom Rayam	L/LB	Eric Shaw
RT	Joe Waller		Steve Tovar
TE	Tony McGee	R/LB	Ricardo McDonald
WR	Carl Pickens	ROLB	Alfred Williams
QB	David Klingler	LCB	Mike Brim
HB	Harold Green	RCB	Rod Jones
FB	Derrick Fenner	SS	Lance Gunn
		FS	Darryl Williams

FIELD GOAL ATTEMPTS BY GAME-cont'd:

Opponents: (28G, 34G) (53G, 31G, 39N, 42G) (33G, 34G) (32G, 35G, 29G, 35G) (37G) (-) (-) (23G) (39G) (42G) (41N, 44N, 31N, 48N, 34G) (-) (27N) (26N, 32G) (49G) (54N, 43G, 49G).

DEFENSE*

Player	ST	AT	TT	Sks-Yds	PD	FF	FR-1
D. Williams	95	28	123	2-25	12	1	1-0
McDonald	87	15	102	1-5	2	1	0-0
Tovar	72	13	85	0-0	5	0	1-0
Krumrie	58	20	78	3-23	2	1	0-0
R. Jones	46	7	53	0-0	10	1	1-0
Brim	41	8	49	0-0	8	1	1-0
Shaw	38	11	49	0-0	1	0	1-0
Copeland	43	5	48	3-18	0	2	0-0
Francis	35	6	41	2-16	7	0	1-0
Vinson	27	5	32	0-0	2	1	3-0
Wheeler	22	7	29	0-0	1	0	0-0
A. Williams	22	7	29	4-28	3	1	0-0
Gunn	25	3	28	0-0	5	0	1-0
Gordon	23	3	26	0-0	2	0	0-0
Stubbs	20	4	24	5-31	0	0	1-0
Frier	17	4	21	1-0	1	0	0-0
Hinkle	10	6	16	1-8	1	0	0-0
Grant	11	0	11	0-0	1	0	0-0
Simmons	9	0	9	0-0	5	0	0-0
Parlen	5	3	8	0-0	2	0	0-0
White	5	3	8	0-0	2	0	1-0
Nix	5	0	5	0-0	1	0	0-0
Kors	0	2	2	0-0	0	0	0-0
Carpenter	1	0	1	0-0	0	0	0-0
McGill	1	0	1	0-0	0	0	0-0

SPECIAL TEAMS*

Player	ST	AT	TT	FF	FR-Yds	BP	BFG	BXP
Tovar	11	1	12	0	0-0	0	0	0
Kirk	5	4	9	0	0-0	0	0	0
Ball	7	1	8	0	0-0	0	0	0
Wheeler	6	1	7	1	1-0	0	0	0
Kors	5	1	6	0	0-0	0	0	0
Vinson	5	1	6	1	0-0	1	0	0
McDonald	5	5	0	0	0-0	0	0	0
Stegall	4	1	5	0	0-0	0	0	0
Smith	4	0	4	0	0-0	0	0	0
Carpenter	3	1	4	0	0-0	0	0	0
Gordon	3	1	4	0	0-0	0	0	0
Francis	3	0	3	0	0-0	0	0	0
Simmons	3	0	3	0	0-0	0	0	0
Miles	2	1	3	0	0-0	0	0	0
Shaw	2	1	3	0	0-0	0	0	0
Grant	2	0	2	0	0-0	0	0	0
L. Johnson	2	0	2	1	0-0	0	0	0
McGee	2	0	2	0	0-0	0	0	0
McGill	2	0	2	0	0-0	0	0	0
White	2	0	2	0	0-0	0	0	0
D. Williams	0	2	2	0	1-0	0	0	0
Carroll	1	0	1	0	0-0	0	0	0
Pickens	1	0	1	0	0-0	0	0	0
Rembert	1	0	1	0	0-0	0	0	0
R. Jones	0	1	1	0	0-0	0	0	0
Thompson	0	1	1	0	0-0	0	0	0

MISCELLANEOUS DEFENSE*

Player	ST	AT	TT	FF	FR-Yds
Kozerski	1	0	1	0	0-0
Robinson	1	0	1	0	0-0
Stegall	1	0	1	0	0-0
Thomason	1	0	1	0	0-0

*Press box statistics

Date	W/L	Score	Opponent	Alt.	RUSHING	No	Yds	Avg	Lg	TD
Sept. 5	L	14-27	at Cleveland	75,508	Green	215	589	2.7	25	0
Sept. 12	L	6-9	Indianapolis	50,299	Fenner	121	482	4.0	26	1
Sept. 19	L	7-34	at Pittsburgh	53,682	Klingler	41	282	6.9	29	0
Sept. 26	L	10-19	Seattle	46,880	Miles	22	56	2.5	15	1
Oct. 10	L	15-17	at Kansas City	75,394	Schroeder	10	41	4.1	20	0
Oct. 17	L	17-28	Cleveland	55,647	Ball	8	37	4.6	18	1
Oct. 24	L	12-28	at Houston	50,039	Query	2	13	6.5	8	0
Nov. 7	L	16-24	Pittsburgh	51,202	Robinson	1	6	6.0	6	0
Nov. 14	L	3-38	Houston	42,347	Benjamin	3	5	1.7	2	0
Nov. 21	L	12-17	at N.Y. Jets	64,264	Bengals	423	1511	3.6	29	3
Nov. 28	W	16-10	L.A. Raiders	43,272	Opponents	521	2220	4.3	38	15
Dec. 5	L	8-21	at San Francisco	60,039	RECEIVING	No	Yds	Avg	Lg	TD
Dec. 12	L	2-7	at New England	29,794	Query	56	654	11.7	51	4
Dec. 19	W	15-3	L.A. Rams	36,612	Fenner	48	427	8.9	40	0
Dec. 26	W	21-17	Atlanta	27,014	McGee	44	525	11.9	37	0
Jan. 2	L	13-20	at New Orleans	58,036	Pickens	43	565	13.1	36	6
					Green	22	115	5.2	16	0

TEAM STATISTICS	Bengals	Opponents
TOTAL FIRST DOWNS	239	306
Rushing	89	134
Passing	133	159
Penalty	17	13
3rd Down: Made-Att.	80-232	85-212
3rd Down Pct.	34.5	40.1
4th Down: Made-Att.	10-26	7-11
4th Down Pct.	38.5	63.6
POSSESSION AVG.	28:58	31:02
TOTAL NET YARDS	4052	5018
Avg. Per Game	253.3	313.6
Total Plays	986	1000
Avg. Per Play	4.1	5.0
NET YARDS RUSHING	1511	2220
Avg. Per Game	94.4	138.8
Total Rushes	423	521
NET YARDS PASSING	2541	2798
Avg. Per Game	158.8	174.9
Sacked-Yards Lost	53-289	22-154
Gross Yards	2830	2952
Att.-Completions	510-272	457-251
Completion Pct.	53.3	54.9
Had Intercepted	11	12
PUNTS-AVG.	90-43.9	74-42.2
Net Punting Avg.	36.6	36.2
PENALTIES-YARDS	105-773	73-567
FUMBLES-BALL LOST	24-9	22-14
TOUCHDOWNS	16	37
Rushing	3	15
Passing	11	20
Returns	2	2

Score by Periods	1	2	3	4	OT	Tot
Bengals	41	74	18	54	-	187
Opponents	42	119	63	95	-	319

SCORING	TD-Ru	Rc-Rt	PAT	FG	S	TP	Opponents	47	13	416	8.9	39	0
Pellrey	0	0	0	0	13-16	24-31	0	85					
Pickens	6	0	6	0	-	-	0	36					
Query	4	0	4	0	-	-	0	24					
Ball	1	1	0	0	-	-	0	6					
Brim	1	0	0	1	-	-	0	6					
Fenner	1	1	0	0	-	-	0	6					
Miles	1	1	0	0	-	-	0	6					
Thompson	1	0	1	0	-	-	0	6					
D. Williams	1	0	0	1	-	-	0	6					
A. Williams	0	0	0	0	-	-	1	2					
TEAM	0	0	0	0	-	-	2	4					
Bengals	16	3	11	2	13-16	24-31	3	187					
Opponents	37	15	20	2	37-37	20-28	0	319					

KICKOFF RETURNS	No	Yds	Avg	Lg	TD
Robinson	30	567	18.9	42	0
Ball	23	501	21.8	45	0
Benjamin	4	78	19.5	24	0
Miles	4	65	16.3	24	0
Shaw			1 fair catch		
Bengals	61	1211	19.9	45	0
Opponents	38	831	21.9	66	0

FIELD GOALS	1-19	20-29	30-39	40-49	50+
Pellrey	0-0	8-8	6-10	8-10	2-3
Bengals	0-0	8-8	6-10	8-10	2-3
Opponents	0-0	3-5	11-13	5-8	1-2

KICKOFF RETURNS	No	Yds	Avg	Lg	TD
Robinson	30	567	18.9	42	0
Pickens	23	501	21.8	45	0
Benjamin	4	78	19.5	24	0
Miles	4	65	16.3	24	0
Shaw		1 fair catch			
Bengals	61	1211	19.9	45	0
Opponents	38	831	21.9	66	0

FIELD GOAL ATTEMPTS BY GAME:

Pellrey: (-) (35G, 23G, 35N) (44N) (34N, 38N, 23G) (23G, 24G, 42G, 47G, 34G) (49G) (53G, 50G) (32G) (46G) (28G) (45G, 33N, 34G, 44G) (48G, 39G) (-) (43G, 44N, 28G, 52N, 25G) (-) (22G, 31G).

(continued)

Klingler	343	190	1935	55.4	5.64	6	1.7	9	2.6	51	40-202	66.6
Schroeder	159	78	832	49.1	5.23	5	3.1	2	1.3	37	13-87	70.0
Wilhelm	6	4	63	66.7	10.50	0	0.0	0	0.0	27	0-0	101.4
L. Johnson	1	0	0	0.0	0.00	0	0.0	0	0.0	0	0-0	39.6
Pickens	1	0	0	0.0	0.00	0	0.0	0	0.0	0	0-0	39.6
Bengals	510	272	2830	53.3	5.55	11	2.2	11	2.2	51	53-289	67.9
Opponents	457	251	2952	54.9	6.46	20	4.4	12	2.6	71	22-154	78.4

1994 FINAL STATISTICS (3-13-0)

USUAL STARTERS

OFFENSE		DEFENSE	
WR	Carl Pickens	LE	John Copeland
LT	Kevin Sargent	DT	Keith Rucker
LG	Dave Cadigan	RD	Dan Wilkinson
C	Darrik Briltz	RE	Alfred Williams
RG	Ben Moyer	LLB	James Francis
RT	Krue Kozerski	MLB	Steve Tovar
TE	Tony McGee	RLB	Ricardo McDonald
QB	Darnay Scott	LCB	Mike Brim
WR	Jeff Blake	RCB	Rod Jones
HB	Harold Green	SS	Louis Oliver
FB	Derrick Fenner	FS	Darryl Williams

FIELD GOAL ATTEMPTS BY GAME-CONT'D:
Opponents: (19G, 22G) (37G, 20G) (43G, 24G, 28G, 35G) (45G, 24G) (28G, 27G, 32G) (-) (45G, 27G, 35G) (38G, 37G, 43G, 38G) (23G) (34G) (35G) (34G, 33G, 45N, 37G, 44N) (41G) (52G, 33G) (51N) (36G, 23G, 35G).

DEFENSE*		ST		AT		TT		Sks		FR-	
Player	ST	AT	TT	Yds	PD	FF	Yds	Yds	PD	FF	Yds
Tovar	95	27	122	3-23	3	3	2-0				
D. Williams	87	15	102	1-7	8	2	2-0				
Francis	88	13	101	4-35	6	3	0-0				
Rod Jones	67	8	75	0-0	0	0	0-0				
Oliver	53	10	63	1-1	10	1	0-0				
Rucker	52	6	58	2-12	2	1	0-0				
Brim	44	4	48	0-0	15	0	1-1				
A. Williams	40	8	48	9-52	6	1	1-0				
Krumrie	38	9	47	1-8	1	0	0-0				
McDonald	30	15	45	1-3	0	1	0-0				
Wilkinson	37	7	44	5-37	1	0	0-0				
Copeland	36	5	41	1-6	1	1	0-0				
Vinson	29	5	34	0-0	0	1	0-0				
Sawyer	26	5	31	0-0	13	0	1-0				
Parten	16	4	20	0-0	2	0	0-0				
Stephens	9	4	13	0-0	1	0	0-0				
Rog. Jones	5	2	7	1-5	16	0	0-0				
Braxton	3	2	5	0-0	0	0	0-0				
Wallerstedt	3	2	5	0-0	0	0	0-0				
J. Johnson	3	1	4	0-0	0	0	0-0				
Smith	2	0	2	0-0	0	0	0-0				
von Oelhoffen	2	0	2	0-0	0	0	0-0				
Shaw	1	1	2	0-0	0	0	0-0				
Walker	1	1	2	0-0	1	0	0-0				
Stallings	1	0	1	0-0	0	0	0-0				

SPECIAL TEAMS*		ST		AT		TT		FR-	
Player	ST	AT	TT	FF	Yds	BP	BFG	BXP	
Cothran	10	2	12	0	0	0	0	0	0
Hardy	10	2	12	0	1	0	1	0	0
Ball	9	3	12	0	0	0	0	0	0
Rog. Jones	11	0	11	0	0	0	0	0	0
Stephens	8	1	9	0	0	0	0	0	0
Wallerstedt	8	0	8	0	0	0	0	0	0
Trutt	4	2	6	0	0	0	0	0	0
Braxton	5	0	5	0	0	0	0	0	0
Tovar	5	0	5	0	0	0	0	0	0
Jefferson	4	1	5	0	0	0	0	0	0
Sawyer	4	0	4	0	0	0	0	0	0
Vinson	4	0	4	0	0	0	0	0	0
J. Johnson	3	0	3	0	0	0	0	0	0
D. Williams	3	0	3	0	0	0	0	0	0
McDonald	1	2	3	0	0	0	0	0	0
L. Johnson	2	0	2	0	0	0	0	0	0
Duckett	1	0	1	0	0	0	0	0	0
Parten	1	0	1	0	0	0	0	0	0
Sadowski	1	0	1	0	0	0	0	0	0
Walker	1	0	1	0	0	0	0	0	0
Frisch	0	1	1	0	0	0	0	0	0

MISCELLANEOUS DEFENSE*

Player	ST	AT	TT	FF	FR-Yds
Briltz	3	0	3	0	0-0
To. McGee	3	0	3	0	0-0
Ball	1	0	1	0	0-0
Broussard	1	0	1	0	0-0
Dennis	1	0	1	0	0-0
Fenner	1	0	1	0	0-0
Ti. McGee	1	0	1	0	0-0
Pickens	1	0	1	0	0-0
Sargent	1	0	1	0	0-0
Scott	1	0	1	0	0-0

*Press box statistics

Date	W/L	Score	Opponent	Alt.	RUSHING	No	Yds	Avg	Lg	TD
Sept. 4	L	20-28	Cleveland	52,778	Fenner	141	468	3.3	21	1
Sept. 11	L	10-27	at San Diego	53,217	Broussard	94	403	4.3	37	2
Sept. 18	L	28-31	New England	46,640	Green	76	223	2.9	22	1
Sept. 25	L	13-20	at Houston	44,253	Blake	37	204	5.5	16	1
Oct. 2	L	7-23	Miami	55,056	Scott	10	106	10.6	23	0
Oct. 16	L	10-14	at Pittsburgh	55,353	Cothran	26	85	3.3	13	0
Oct. 23	L	13-37	at Cleveland	77,588	Klingler	17	85	5.0	15	0
Oct. 30	L	20-23	Dallas	57,096	Ball	2	0	0.0	1	0
Nov. 6	W	20-17*	at Seattle	46,630	Ti. McGee	1	-18	-18.0	-18	0
Nov. 13	W	34-31	Houston	54,908	Bengals	404	1556	3.9	37	5
Nov. 20	L	13-17	Indianapolis	55,566	Opponents	517	1906	3.7	40	16
Nov. 27	L	13-15	at Denver	69,714	RECEIVING	No	Yds	Avg	Lg	TD
Dec. 4	L	15-38	Pittsburgh	53,401	Pickens	71	1127	15.9	70	11
Dec. 11	L	20-27	at N.Y. Giants	67,530	Scott	46	866	18.8	76	5
Dec. 18	L	7-28	at Arizona	50,110	To. McGee	40	492	12.3	54	1
Dec. 24	W	33-30	Philadelphia	39,923	Fenner	36	276	7.7	29	1
*Overtime					Broussard	34	218	6.4	25	0

TEAM STATISTICS		Bengals	Opponents
TOTAL FIRST DOWNS		267	310
Rushing		84	126
Passing		158	168
Penalty		25	16
3rd Down: Made-Alt.		66-213	92-231
3rd Down Pct.		31.0	39.8
4th Down: Made-Alt.		12-22	4-8
4th Down Pct.		54.5	50.0
POSSESSION AVG.		27:11	32:49
TOTAL NET YARDS		4792	5154
Avg. Per Game		299.5	322.1
Total Plays		990	1053
Avg. Per Play		4.8	4.9
NET YARDS RUSHING		1556	1906
Avg. Per Game		97.3	119.1
Total Rushes		404	517
NET YARDS PASSING		3236	3248
Avg. Per Game		202.3	203.0
Sacked-Yards Lost		44-305	31-210
Gross Yards		3541	3458
Att.-Completions		542-289	505-294
Completion Pct.		53.3	58.2
Had Intercepted		19	10
PUNTS-AVG.		80-43.3	87-40.6
Net Punting Avg.		35.3	34.4
PENALTIES-YARDS		90-618	99-861
FUMBLES-BALL LOST		31-22	26-8
TOUCHDOWNS		27	45
Rushing		5	16
Passing		21	22
Returns		1	7

Score by Periods	1	2	3	4	OT	Tot
Bengals	58	66	53	96	3	276
Opponents	85	149	79	93	0	406

SCORING	TD	Ru	Rc	Rl	K-PAT	FG	S	TP
Pelfrey	0	0	0	0	24-25	28-33	0	108
Pickens	11	0	11	0	-	-	0	66
Scott	5	0	5	0	-	-	0	30
Broussard	2	2	0	0	-	-	0	14
Fenner	2	1	1	0	-	-	0	12
Green	2	1	1	0	-	-	0	12
Blake	1	1	0	0	-	-	0	8
Cothran	1	0	1	0	-	-	0	6
Ti. McGee	1	0	1	0	-	-	0	6
To. McGee	1	0	1	0	-	-	0	6
Sawyer	1	0	1	0	-	-	0	6
A. Williams	0	0	0	0	-	-	1	2
Bengals	27	5	21	1	24-25	28-33	1	276
Opponents	45	16	22	7	41-41	31-35	0	406

*Includes a two-point conversion.

Two-point conversions: Blake, Broussard, Bengals 2-2; Opponents 1-4.

INTERCEPTIONS	No	Yds	Avg	Lg	TD
Oliver	3	36	12.0	19	0
Brim	2	72	36.0	49	0
D. Williams	2	45	22.5	33	0
Sawyer	2	0	0.0	0	0
Tovar	1	14	14.0	14	0
Bengals	10	167	16.7	49	0
Opponents	19	176	9.3	41	2

PUNTING	No	Yds	Avg	Net	TB	In20Lg	B
L. Johnson	79	3461	43.8	35.3	9	19	64
Bengals	80	3461	43.3	35.3	9	19	64
Opponents	87	3528	40.6	34.4	8	30	60

PUNT RETURNS	Ret	FC	Yds	Avg	Lg	TD
Sawyer	26	16	307	11.8	82	1
Pickens	9	2	62	6.9	16	0
Rog. Jones	1	0	0	0.0	0	0
D. Williams	1	0	4	4.0	4	0
Bengals	37	18	373	10.1	82	1
Opponents	43	12	459	10.7	92	2

KICKOFF RETURNS	No	Yds	Avg	Lg	TD
Ball	42	915	21.8	43	0
Scott	15	342	22.8	34	0
Hardy	8	185	23.1	42	0
Broussard	7	115	16.4	24	0
Green	5	113	22.6	31	0
Hill	4	97	24.3	40	0
Stegall	1	16	16.0	16	0
Sawyer	1	14	14.0	14	0
Tovar	1	8	8.0	8	0
To. McGee	1	4	4.0	4	0
Shaw	1	1	1.0	1	0
Bengals	86	1810	21.0	43	0
Opponents	61	1408	23.1	94	2

FIELD GOALS	1-19	20-29	30-39	40-49	50+
Pelfrey	1-1	8-8	8-10	9-10	2-4
Bengals	1-1	8-8	8-10	9-10	2-4
Opponents	1-1	10-10	14-15	5-7	1-2

1995 FINAL STATISTICS (7-9-0)

Date	W/L	Score	Opponent	Att.	RUSHING	No	Yds	Avg	Lg	TD
Sept. 3	W	24-21*	at Indianapolis	42,445	Green	171	661	3.9	231	2
Sept. 10	W	24-17	Jacksonville	48,318	Bieniemy	98	381	3.9	27	3
Sept. 17	L	21-24	at Seattle	39,492	Blake	53	309	5.8	30	2
Sept. 24	L	28-38	Houston	46,332	Coltrhan	16	62	3.9	15	0
Oct. 1	L	23-26	Miami	52,671	Joseph	16	40	2.5	8	0
Oct. 8	L	16-19	at Tampa Bay	41,732	Scott	5	11	2.2	9	0
Oct. 19	W	27-9	at Pittsburgh	56,684	Pickens	1	6	6.0	6	0
Oct. 29	L	26-29*	Cleveland	58,639	Burns	1	1	1.0	1	0
Nov. 5	L	17-20	Oakland	51,265	Hill	1	-3	-3.0	-3	0
Nov. 12	W	32-25	at Houston	32,998	Dunn	1	-13	-13.0	-13	0
Nov. 19	L	31-49	Pittsburgh	54,636	Johnson	1	-16	-16.0	-16	0
Nov. 26	W	17-13	at Jacksonville	68,249	Bengals	364	1439	4.0	30	7
Dec. 3	L	10-24	at Green Bay	60,318	Opponents	483	2104	4.4	38	10
Dec. 10	W	16-10	Chicago	38,642	RECEIVING	No	Yds	Avg	Lg	TD
Dec. 17	L	10-26	at Cleveland	55,875	Pickens	99	1234	12.5	681	17
Dec. 24	W	27-24	Minnesota	34,568	To, McGee	55	754	13.7	41	4

*Overtime

TEAM STATISTICS	Bengals	Opponents
TOTAL FIRST DOWNS	288	355
Rushing	76	117
Passing	184	215
Penalty	28	23
3rd Down: Made-Att.	72-205	107-243
3rd Down Pct.	35.1	44.0
4th Down: Made-Att.	10-19	8-15
4th Down Pct.	52.6	53.3
POSSESSION AVG.	26:57	33:03
TOTAL NET YARDS	5192	6349
Avg. Per Game	324.5	396.8
Total Plays	975	1127
Avg. Per Play	5.3	5.6
NET YARDS RUSHING	1439	2104
Avg. Per Game	89.9	131.5
Total Rushes	364	483
NET YARDS PASSING	3753	4245
Avg. Per Game	234.6	265.3
Sacked-Yards Lost	25-162	42-267
Gross Yards	3915	4512
Att.-Completions	586-334	602-364
Completion Pct.	57.0	60.5
Had Intercepted	18	12
PUNTS-AVG.	70-41.6	64-38.4
Net Punting Avg.	38.3	33.3
PENALTIES-YARDS	103-835	116-1143
FUMBLES-BALL LOST	23-14	27-12
TOUCHDOWNS	37	37
Rushing	7	10
Passing	29	25
Returns	1	2

Score by Periods	1	2	3	4	OT	Tot
Bengals	52	99	93	102	3	349
Opponents	70	131	56	114	3	374

SCORING	TD-Ru	Rc-Rt	K-PAT	FG	S	TP
Pelfrey	0	0	0	34-34	29-36	0 121
Pickens	17	0	17	0	-	0 102
Scott	5	0	5	0	-	0 30
To, McGee	4	0	4	0	-	0 24
Bieniemy	3	3	0	0	-	0 18
Green	3	2	1	0	-	0 18
Blake	2	2	0	0	-	0 14
Dunn	1	0	1	0	-	0 6
Rog. Jones	1	0	0	1	-	0 6
Tuten	1	0	1	0	-	0 6
Williams	0	0	0	0	-	1 2
TEAM	0	0	0	0	-	1 2

Bengals	37	7	29	1	34-34	29-36	2 349
Opponents	37	10	25	2	34-34	38-49	0 374

*Includes a two-point conversion.

Two-point conversions: Blake. Bengals 1-3; Opponents 2-3.

PASSING	Att	Cmp	Yds	Cmp %	Yds/Att	TD	% INT	Lg	Sack-Lost	Rat
Blake	567	326	3822	57.5	6.74	28	4.9	17	3.0	881
Klingler	15	7	88	46.7	5.87	1	6.7	33	1-10	59.9
Bieniemy	2	0	0	0.0	0.00	0	0.0	0	0-0	39.6
Johnson	1	1	5	100.0	5.00	0	0.0	0	0-0	87.5
Dunn	1	0	0	0.0	0.00	0	0.0	0	0-0	39.6
Bengals	586	334	3915	57.0	6.68	29	4.9	18	3.1	881
Opponents	602	364	4512	60.5	7.50	25	4.2	12	2.0	711

(continued)

USUAL STARTERS

OFFENSE	DEFENSE
WR Carl Pickens	DE John Copeland
LT Kevin Sargent	LDT Dan Wilkinson
LG Scott Brumfield	RD Keith Rucker
C Derrick Briz	RE Artie Smith
RG Bruce Kozerski,	LLB James Francis
Trud Kalis	MLB Steve Tovar
RT Joe Waller	RLB Ricardo McDonald
TE Tony McGee	LCB Roger Jones
WR Darnay Scott	RCB Corey Sawyer,
QB Jeff Blake	Rod Jones
HB Harold Green	SS Bracey Walker
FB Jeff Coltrhan	FS Darryl Williams

FIELD GOAL ATTEMPTS BY GAME-cont'd:
Opponents: (27G, 40G, 42N) (29G) (53N, 38G) (41G) (21G, 46G, 36G, 35G) (25G, 47N, 27G, 45N, 33G, 53G) (39N, 36N, 25G, 28G, 38G) (44G, 25G, 36G, 38G, 28G) (37G, 50N, 46G) (40G, 34G, 34G, 23G) (50G, 26G) (41N, 47B, 36G, 39G) (41G) (27G) (37G, 42G, 19G, 35G) (20G, 38N, 25N).

DEFENSE*	ST	AT	TT	Sks-Yds	PD	FF	FR-Yds
Tovar	77	22	99	1-1	5	2	0-0
Williams	78	20	98	1-9	10	0	3-0
Rog. Jones	75	11	86	2-8	11	2	0-0
Walker	60	25	85	0-0	13	1	2-9
Francis	55	10	65	3-27	6	1	0-0
McDonald	47	17	64	5-17	1	1	1-0
A. Collins	50	12	62	4-30	6	0	0-0
Copeland	53	8	61	9-61	4	2	0-0
Sawyer	49	4	53	2-22	17	2	0-0
Smith	38	6	44	2-4	0	2	0-0
Rucker	32	10	42	2-8	0	1	0-0
Wilkinson	30	10	40	4-48	1	1	0-0
Rod Jones	38	1	39	0-0	9	0	1-0
Wheeler	21	7	28	0-0	5	0	0-0
Wallerstedt	20	2	22	0-0	1	0	0-0
Shade	14	2	16	0-0	1	0	0-0
Stallings	14	2	16	1-18	0	1	1-0
Shelling	15	0	15	0-0	1	0	0-0
von Oelhoffen	7	1	8	0-0	1	0	0-0
Oglesby	3	1	4	1-3	0	0	0-0
Hardy	3	0	3	0-0	0	0	0-0
Kelly	3	0	3	1-11	1	0	1-0
Parten	1	2	3	0-0	0	0	0-0
Brim	2	0	2	0-0	0	0	0-0
Jefferson	1	0	1	0-0	0	0	0-0

SPECIAL TEAMS*	ST	AT	TT	FF	FR-Yds	BP	BFG	BXP
Williams	10	4	14	0	0-0	1	0	0
Hardy	9	1	10	0	0-0	0	0	0
Joseph	8	1	9	0	1-0	0	0	0
Rog. Jones	8	0	8	0	0-0	0	0	0
A. Collins	7	1	8	0	0-0	0	0	0
Jefferson	4	4	8	0	1-6	0	0	0
Dunn	6	1	7	0	0-0	0	0	0
Shelling	6	1	7	0	0-0	0	0	0
Wheeler	6	1	7	1	0-0	0	0	0
Bieniemy	5	1	6	0	1-0	0	0	0
Shade	4	1	5	0	0-0	0	0	0
Wallerstedt	4	0	4	0	0-0	0	0	0
Hill	3	0	3	0	0-0	0	0	0
Pelfrey	2	0	2	0	0-0	0	0	0
Truitt	1	2	3	0	0-0	0	0	0
Neal	1	0	1	0	0-0	0	0	0
Walker	1	0	1	0	0-0	0	0	0
Coltrhan	0	1	1	0	0-0	0	0	0
Copeland	0	0	0	0	0-0	0	0	1

MISCELLANEOUS DEFENSE*

Player	ST	AT	TT	FF	FR-Yds
Pickens	4	0	4	0	0-0
Scott	2	0	2	0	0-0
Blake	1	0	1	0	0-0
Dunn	1	0	1	0	0-0
Green	1	0	1	0	0-0
Hill	1	0	1	0	0-0
Joseph	1	0	1	0	0-0
Tuten	1	0	1	0	0-0
Waller	1	0	1	0	0-0

*Press box statistics

1996 FINAL STATISTICS (8-8-0)

Date	W/L	Score	Opponent	Alt.
Sept. 1	L	16-26	at St. Louis	62,659
Sept. 8	L	14-27	at San Diego	55,880
Sept. 15	W	30-15	New Orleans	45,412
Sept. 29	L	10-14	Denver	51,798
Oct. 6	L	27-30	Houston	44,680
Oct. 13	L	10-20	at Pittsburgh	58,875
Oct. 20	L	21-28	at San Francisco	63,218
Oct. 27	W	28-21	Jacksonville	45,890
Nov. 3	W	24-21	at Baltimore	60,743
Nov. 10	W	34-24	Pittsburgh	57,265
Nov. 17	L	17-31	at Buffalo	75,549
Nov. 24	W	41-31	Atlanta	44,868
Dec. 1	L	27-30	at Jacksonville	57,408
Dec. 8	W	21-14	Baltimore	43,022
Dec. 15	W	21-13	at Houston	15,131
Dec. 22	W	31-24	Indianapolis	49,389

*Overtime

TEAM STATISTICS	Bengals	Opponents
TOTAL FIRST DOWNS	332	317
Rushing	114	109
Passing	190	196
Penalty	28	12
3rd Down: Made-Att.	102-236	94-214
3rd Down Pct.	43.2	43.9
4th Down: Made-Att.	5-12	8-13
4th Down Pct.	41.7	61.5
POSSESSION AVG.	31.33	28.27
TOTAL NET YARDS	5225	5469
Avg. Per Game	326.6	341.8
Total Plays	1088	1047
Avg. Per Play	4.8	5.2
NET YARDS RUSHING	1793	1643
Avg. Per Game	112.1	102.7
Total Rushes	478	444
NET YARDS PASSING	3432	3826
Avg. Per Game	214.5	239.1
Sacked-Yards Lost	47-294	32-202
Gross Yards	3726	4028
Att.-Completions	563-316	571-319
Completion Pct.	56.1	55.9
Had Intercepted	16	34
PUNTS-AVERAGE	82-44.3	61-44.4
Net Punting Avg.	34.0	38.5
PENALTIES-YARDS	90-678	102-768
FUMBLES-BALL LOST	19-9	16-10
TOUCHDOWNS	14	15
Rushing	14	15
Passing	25	22
Returns	4	5

Score by Periods	1	2	3	4	OT	Total
Bengals	57	111	65	139	0	372
Opponents	67	105	86	108	3	369

SCORING	TD-Ru	Rc-Rt	K-PAT	FG	S	TP
Pettrey	0	0	0	41-41	23-28	0 110
Pickens	12	0	12	0	—	0 74
Carler	9	8	1	0	—	0 54
Scott	5	0	5	0	—	0 30
McGee	4	0	4	0	—	0 24
Bieniemy	2	2	0	0	—	0 12
Blake	2	2	0	0	—	0 12
Hunst	2	0	1	1	—	0 12
Dunn	1	0	1	0	—	0 8
Ambrose	1	0	0	1	—	0 6
Cotthran	1	0	0	1	—	0 6
Francis	1	0	0	1	—	0 6
Hundon	1	0	1	0	—	0 6
Milne	1	0	0	0	—	0 6
Spencer	1	0	0	1	—	0 6
Bengals	43	14	25	4	41-41	23-28 0 372
Opponents	42	15	22	5	40-40	25-30 0 369

*Includes a two-point conversion.
Two-point conversions: Hearst, Pickens, Bengals 2-2; Opponents 1-2.

RUSHING	No	Yds	Avg	Lg	TD
Hearst	225	847	3.8	24	0
Blake	72	317	4.4	18	2
Bieniemy	56	269	4.8	33	2
Carler	91	264	2.9	31	8
Cotthran	15	44	2.9	9	1
Wilhelm	6	24	4.0	18	0
Milne	8	22	2.8	5	1
Scott	3	4	1.3	8	0
Pickens	2	2	1.0	2	0
Bengals	478	1793	3.8	33	14
Opponents	444	1643	3.7	45	15

RECEIVING	No	Yds	Avg	Lg	TD
Pickens	100	1180	11.8	61	12
Scott	58	833	14.4	50	5
McGee	38	446	11.7	22	4
Dunn	32	509	15.9	40	1
Bieniemy	32	272	8.5	42	0
Carler	22	169	7.7	20	1
Hearst	12	131	10.9	40	1
Battaglia	8	79	9.9	17	0
Cotthran	7	49	7.0	14	0
Milne	3	29	9.7	15	0
Sadowski	3	15	5.0	8	0
Hundon	1	14	14.0	14	1
Bengals	316	3726	11.8	61	25
Opponents	319	4028	12.6	57	22

INTERCEPTIONS	No	Yds	Avg	Lg	TD
Ambrose	8	63	7.9	31	1
Spencer	5	48	9.6	34	0
Tovar	4	42	10.5	24	0
Francis	3	61	20.3	42	1
Walker	2	35	17.5	35	0
Myers	2	10	5.0	10	0
Rode, Jones	2	2	1.0	2	0
Orlando	2	0	0.0	0	0
Sawyer	2	0	0.0	0	0
Rog. Jones	1	30	30.0	30	0
Dixon	1	10	10.0	10	0
Wilkinson	1	7	7.0	7	0
Langford	1	0	0.0	0	0
Bengals	34	308	9.1	42	2
Opponents	16	172	10.8	61	1

PUNTING	No	Yds	Avg	Net	TB	In20	Lg	B
L. Johnson	80	3630	45.4	34.4	17	16	67	1
Pettrey	1	4	4.0	4.0	0	0	4	0
Bengals	82	3634	44.3	34.0	17	16	67	1
Opponents	61	2706	44.4	38.5	7	20	65	0

PUNT RETURNS	Ret	FC	Yds	Avg	Lg	TD
Sawyer	15	5	117	7.8	62	0
Myers	9	2	51	5.7	12	0
Dunn	7	1	54	7.7	20	0
Hundon	1	0	7	-7.0	-7	0
Pickens	1	0	2	2.0	2	0
Bengals	33	8	217	6.6	62	0
Opponents	38	6	502	13.2	64	0

KICKOFF RETURNS	No	Yds	Avg	Lg	TD
Dunn	35	782	22.3	90	1
Sawyer	12	241	20.1	33	0
Hundon	10	237	23.7	31	0
Hill	9	173	19.2	29	0
Sadowski	2	7	3.5	7	0
Battaglia	1	8	8.0	8	0
Cotthran	1	11	11.0	11	0
Bengals	70	1459	20.8	90	1
Opponents	69	1642	23.8	95	1

FIELD GOALS	1-19	20-29	30-39	40-49	50+
Pettrey	1-1	7-7	10-11	5-9	0-0
Bengals	1-1	7-7	10-11	5-9	0-0
Opponents	0-0	9-9	6-7	9-12	1-2

FIELD GOAL ATTEMPTS BY GAME:
Pettrey: (27G, 35G, 47G) (-) (33G, 21G, 35G, 37N) (44G) (42G, 31G, 40N) (19G) (-) (-) (41G, 49G, 34G) (32G, 34G) (30G) (36G, 20G) (42B, 22G, 34G) (49N, 23G, 26G) (47N) (25G).

(continued)

PASSING	Att	Cmp	Yds	Cmp %	Yds/ Att	TD	TD %	INT %	Lg	Sack-Lost	Rat	
Blake	549	308	3624	56.1	6.60	24	4.4	14	2.6	61	44-278	80.3
Wilhelm	13	7	90	53.8	6.92	1	7.7	2	15.4	38	3-16	61.9
Pickens	1	1	12	100.0	12.00	0	0.0	0	0.0	12	0-0	116.7
Bengals	563	316	3726	56.1	6.62	25	4.4	16	2.8	61	47-294	79.4
Opponents	571	319	4028	55.9	7.05	22	3.9	34	6.0	57	32-202	66.1

USUAL STARTERS

OFFENSE	DEFENSE
WR Carl Pickens	LE John Copeland
LT Willie Anderson,	LDT Dan Wilkinson
Melvin Tuten	ROT Tim Johnson
LG Rich Braham	RE Artie Smith
C Derrick Brizl	LLB James Francis
RG Ken Blackman,	MLB Steve Tovar
Scott Brumfield	RLB Ricardo McDonald
RT Joe Walter	LCB Ashley Ambrose
TE Tony McGee	RCB Jimmy Spencer
WR Darnay Scott	SS Bracey Walker
QB Jeff Blake	FS Bo Orlando
HB Garrison Hearst	
FB Jeff Cotthran	

FIELD GOAL ATTEMPTS BY GAME-cont'd:
Opponents: (44N, 42G, 20G, 29G, 20G) (47G, 23G) (51G, 37G, 25G) (-) (40G, 32G, 49G) (33G, 22G) (-) (-) (-) (46G, 42N) (22G, 33G, 54N) (25G, 46G, 40G, 39G, 20G) (45N) (46G, 34N, 42G) (32G).

DEFENSE* Player	ST	AT	TT	Sks-Yds	PD	FF	FR-Yds
Tovar	74	30	104	3-15	11	0	0-0
Orlando	72	12	84	1-6	7	1	0-0
Francis	62	8	70	3-23	6	1	3-0
Walker	57	13	70	0-0	4	1	0-0
Spencer	55	8	63	0-0	22	0	1-59
McDonald	46	15	61	5-32	1	1	0-0
Ambrose	44	6	50	0-0	24	1	0-0
Wilkinson	37	7	44	6.5-51.5	3	0	1-0
T. Johnson	38	3	41	2.5-22	2	0	0-0
Copeland	35	6	41	3-18.5	6	1	0-0
Sawyer	32	6	38	1.5-11.5	1	0	0-0
Smith	19	7	26	1-8	1	0	1-0
Langford	20	4	24	2-6	1	0	1-0
Tumulty	16	8	24	0-0	1	0	0-0
Dixon	15	6	21	0-0	1	0	0-0
Myers	17	1	18	0-0	3	0	0-0
Stallings	13	2	15	2-6	0	2	0-0
von Oelhoffen	11	4	15	1-2.5	0	0	0-0
Rode, Jones	13	1	14	0-0	4	0	0-0
Rog. Jones	7	1	8	0-0	1	0	0-0
Shade	6	2	8	0-0	0	0	0-0
Collins	6	1	7	0-0	0	0	0-0
Morabito	5	1	6	0.5-0	0	0	0-0
Davidson	1	0	1	0-0	0	0	1-0
Wheeler	1	0	1	0-0	0	0	0-0

SPECIAL TEAMS* Player	ST	AT	TT	FF	FR-Yds	BP	BFG	BXP
Dunn	9	0	9	0	0-0	0	0	0
Tumulty	8	1	9	0	0-0	0	0	0
Wheeler	8	1	9	0	0-0	0	0	0
Collins	8	0	8	0	0-0	0	0	0
Bieniemy	7	1	8	0	0-0	0	0	0
Myers	6	2	8	0	0-0	0	0	0
Rode, Jones	6	1	7	0	0-0	0	0	0
Dixon	5	1	6	0	0-0	0	0	0
Shade	5	1	6	0	0-0	0	0	0
Ambrose	5	0	5	0	0-0	0	0	0
Orlando	5	0	5	0	0-0	0	0	0
Battaglia	4	0	4	0	1-0	0	0	0
Truitt	4	0	4	0	0-0	0	0	0
Rog. Jones	2	2	4	0	0-0	0	0	0
Hundon	3	0	3	0	0-0	0	0	0
L. Johnson	3	0	3	0	0-0	0	0	0
Walker	3	0	3	0	0-0	0	0	0
Hill	2	0	2	0	1-0	0	0	0
Neal	2	0	2	0	0-0	0	0	0
Cotthran	1	0	1	0	0-0	0	0	0
Langford	1	0	1	0	0-0	0	0	0
Pettrey	1	0	1	0	0-0	0	0	0
Sawyer	1	0	1	0	0-0	0	0	0

MISCELLANEOUS DEFENSE* Player	ST	AT	TT	FF	FR-Yds
Pickens	2	0	2	0	0-0
Scott	2	0	2	0	0-0
Anderson	1	0	1	0	0-0
Battaglia	1	0	1	0	0-0
Braham	1	0	1	0	0-0
Brumfield	1	0	1	0	0-0
Dunn	1	0	1	0	0-0
Hearst	1	0	1	0	0-0
McGee	1	0	1	0	0-0

*Press box statistics

1997 FINAL STATISTICS (7-9-0)

USUAL STARTERS

Date	W/L	Score	Opponent	Att.
Aug. 31	W	24-21	Arizona	53,644
Sept. 7	L	10-23	at Baltimore	52,968
Sept. 21	L	20-38	at Denver	73,871
Sept. 28	L	14-31	N.Y. Jets	57,209
Oct. 5	L	13-21	at Jacksonville	67,128
Oct. 12	L	7-30	at Tennessee	17,071
Oct. 19	L	10-26	Pittsburgh	60,020
Oct. 26	L	27-29	at N.Y. Giants	72,584
Nov. 2	W	38-31	San Diego	53,754
Nov. 9	W	28-13	at Indianapolis	58,473
Nov. 16	L	3-20	at Pittsburgh	55,226
Nov. 23	W	31-26	Jacksonville	55,158
Nov. 30	L	42-44	at Philadelphia	66,623
Dec. 4	W	41-14	Tennessee	49,086
Dec. 14	W	31-24	Dallas	60,043
Dec. 21	W	16-14	Baltimore	50,917

TEAM STATISTICS	Bengals	Opponents
TOTAL FIRST DOWNS	310	351
Rushing	104	141
Passing	171	188
Penalty	35	22
3rd Down: Made-Att.	88-214	102-227
3rd Down Pct.	41.1	44.9
4th Down: Made-Att.	10-20	11-16
4th Down Pct.	50.0	68.8
POSSESSION AVG.	27:56	32:04
TOTAL NET YARDS	5282	5682
Avg. Per Game	330.1	355.1
Total Plays	1002	1091
Avg. Per Play	5.3	5.2
NET YARDS RUSHING	1966	2223
Avg. Per Game	122.9	138.9
Total Rushes	452	514
NET YARDS PASSING	3316	3459
Avg. Per Game	207.3	216.2
Sacked-Yards Lost	46-287	35-209
Crack Yards	3603	3668
Att.-Completions	504-302	542-309
Completion Pct.	59.9	57.0
Had Intercepted	9	13
PUNTS-AVERAGE	81-42.9	69-44.7
Net Punting Avg.	35.9	40.3
PENALTIES-YARDS	98-87.7	107-95.1
FUMBLES-BALL LOST	25-13	23-10
TOUCHDOWNS	46	48
Rushing	23	15
Passing	21	30
Returns	2	3

Score by Periods	1	2	3	4	OT	Tot
Bengals	77	110	80	88	0	355
Opponents	65	108	90	142	0	405

SCORING	TD-R	Rc-Rt	K-PAT	FG	S	TP		
Pellrey	0	0	0	41-43	12-16	0	77	
Dillon	10	10	0	-	-	0	60	
Carter	7	7	0	-	-	0	42	
McGee	6	0	6	-	-	0	*38	
Pickens	5	0	5	-	-	0	30	
Scott	5	0	5	-	-	0	30	
Blake	3	3	0	-	-	0	18	
Bieniemy	2	1	0	1	-	0	12	
Dunn	2	0	2	0	-	0	12	
Hundon	2	0	2	0	-	0	12	
Milne	2	0	2	0	-	0	12	
Battaglia	1	0	1	0	-	0	6	
Copeland	1	0	0	1	-	0	6	
Bengals	46	23	21	41-43	12-16	0	355	
Opponents	48	15	30	3	45-45	24-29	0	405

*Includes a two-point conversion.

Two-point conversions: McGee. Bengals 1-3;
Opponents 0-3.

PASSING	Att	Cmp	Yds	Cmp %	Yds/Att	TD	INT	Lg	Sack-Lost	Rat
Blake	317	184	2125	58.0	6.70	8	2.5	7	2.2	50.1
Esiason	186	118	1478	63.4	7.95	13	7.0	2	1.1	77.1
Carter	1	0	0	0.0	0.00	0	0.0	0	0.0	0
Bengals	504	302	3603	59.9	7.15	21	4.2	9	1.8	77.1
Opponents	542	309	3668	57.0	6.77	30	5.5	13	2.4	83.1

RUSHING	No	Yds	Avg	Lg	TD
Dillon	233	1129	4.8	71.1	10
Carter	128	464	3.6	79.7	7
Blake	45	234	5.2	16	3
Bieniemy	21	97	4.6	20.1	1
Milne	13	32	2.5	5	2
Esiason	8	11	1.4	8	0
Scott	1	6	6.0	6	0
Johnson	1	0	0.0	0	0
Graham	1	-1	-1.0	-1	0
Pickens	1	-6	-6.0	-6	0
Bengals	452	1966	4.3	79.1	23
Opponents	514	2223	4.3	50.1	15

RECEIVING	No	Yds	Avg	Lg	TD
Scott	54	797	14.8	77.1	5
Pickens	52	695	13.4	50.1	5
McGee	34	414	12.2	37	6
Bieniemy	31	249	8.0	21	0
Dunn	27	414	15.3	39.1	2
Dillon	27	259	9.6	28	0
Milne	23	138	6.0	20	0
Carter	21	157	7.5	35	0
Hundon	16	285	17.8	61	2
Battaglia	12	149	12.4	34	1
Twyner	4	45	11.3	16	0
Graham	1	1	1.0	1	0
Bengals	302	3603	11.9	77.1	21
Opponents	309	3668	11.9	83.1	30

INTERCEPTIONS	No	Yds	Avg	Lg	TD
Sawyer	4	44	11.0	37	0
Ambrose	3	56	18.7	29	0
Mack	1	29	29.0	29	0
Myers	1	25	25.0	25	0
Shade	1	21	21.0	21	0
Francis	1	7	7.0	7	0
Orlando	1	3	3.0	3	0
Spencer	1	-2	-2.0	-2	0
Bengals	13	183	14.1	37	0
Opponents	9	26	2.9	18	0

PUNTING	No	Yds	Avg	Nt	In	Lg	8
Johnson	81	3471	42.9	35.9	8	27	66
Bengals	81	3471	42.9	35.9	8	27	66
Opponents	69	3082	44.7	40.3	2	51	9

PUNT RETURNS	Ret	FC	Yds	Avg	Lg	TD
Myers	26	19	201	7.7	18	0
Bengals	26	19	201	7.7	18	0
Opponents	35	10	407	11.6	85.1	2

KICKOFF RETURNS	No	Yds	Avg	Lg	TD
Bieniemy	34	789	23.2	102.1	1
Dunn	19	487	25.6	85	0
Hundon	10	169	16.9	28	0
Dillon	6	182	30.3	58	0
Twyner	4	72	18.0	24	0
Carter	1	9	9.0	9	0
Bengals	74	1708	23.1	102.1	1
Opponents	67	1406	21.0	45	0

FIELD GOALS	1-19	20-29	30-39	40-49	50+
Pellrey	0-0	4-4	3-3	5-7	0-2
Bengals	0-0	4-4	3-3	5-7	0-2
Opponents	1-1	7-8	8-10	8-10	0-0

FIELD GOAL ATTEMPTS BY GAME:									
Pellrey	(38G)	(46G)	(51N)	(43N)	(46B)	(56N)	(38G)	(43G)	(-)
Bengals	(-)	(-)	(33G)	(-)	(27G)	(-)	(25G)	(20G)	(-)
Opponents	(-)	(26G)	(40G)	(42G)	(44G)				
Opponents:	(-)	(37G)	(32G)	(41G)	(25G)	(44G)	(36N)	(27N)	(40N)
	(47G)	(45G)	(31N)	(42G)	(45G)	(34G)	(25G)	(21G)	(35G)
	(29G)	(25G)	(33G)	(25G)	(31G)	(-)	(23G)	(44N)	

OFFENSE	WR	Carl Pickens	LE	John Copeland
DEFENSE	LT	Kevin Sargent	NT	Kim von Oelhoffen
		Rod Jones	RE	Dan Wilkinson
LG	Ron Braman	LOLB	James Francis	
CG	Darrick Britz	LILB	Tom Turnulty	
RC	Ken Blackman	RILB	Ricardo McDonald	
RT	Willie Anderson	ROLB	Gerald Dixon	
TE	Tom McGee	LCB	Ashley Ambrose	
WR	Darnay Scott	RCB	Jimmy Spencer	
QB	Jeff Blake	SS	Sam Shade	
HB	Ki-Jana Carter	FS	Greg Myers	
FB	Brian Milne			

DEFENSE*	Player	ST	AT	TT	Sks-Yds	PD	FF	FR-Yds
Shade	81	15	96	4-25	7	1	1-0	0-0
Myers	67	15	82	0-0	6	0	0-0	0-0
McDonald	50	14	64	1-5	3	0	0-0	0-0
Ambrose	57	2	59	1-10	26	0	2-0	0-0
Francis	46	11	57	3.5-9.5	6	2	1-0	0-0
Turnulty	40	16	56	1-5	2	0	0-0	0-0
Dixon	41	9	50	8.5-55.5	2	1	0-0	0-0
Copeland	35	14	49	3-16	1	0	2-25	0-0
Paul	41	7	48	0-0	6	0	1-0	0-0
von Oelhoffen	32	10	42	0-0	0	0	0-0	0-0
Buckner	32	7	39	0-0	0	2	0-0	0-0
Spencer	36	2	38	0-0	12	0	0-0	0-0
Tovar	30	6	36	0-0	1	0	0-0	0-0
Wilkinson	24	10	34	5-29	2	1	0-0	0-0
Sawyer	28	3	31	0-0	13	0	0-0	0-0
Collins	25	5	30	3-10	0	0	1-0	0-0
Wilson	22	2	24	3-23	1	1	0-0	0-0
Orlando	20	4	24	1-7	4	1	0-0	0-0
Granville	16	4	20	0-0	2	0	0-0	0-0
Mack	14	4	18	0-0	1	0	0-0	0-0
Langford	9	5	14	1-14	1	0	0-0	0-0
Stallings	6	0	6	0-0	0	0	0-0	0-0
Purvis	2	1	3	0-0	0	0	0-0	0-0
Terry	2	1	3	0-0	0	0	0-0	0-0
Curtis	2	0	2	0-0	0	0	0-0	0-0
Lott	1	0	1	0-0	0	0	0-0	0-0

SPECIAL TEAMS*	Player	ST	AT	TT	FF	FR-Yds	BP	BFG	BXP
Collins	17	2	19	0-0	0	0	0	0	0
Shade	15	2	17	1	0-0	0	0	0	0
Dixon	15	0	15	0-0	0	0	0	0	0
Tovar	7	1	8	0	0-0	0	0	0	0
Fruit	7	0	7	0	0-0	0	0	0	0
Myers	5	1	6	0	0-0	0	0	0	0
Sawyer	4	1	5	0	0-0	0	0	0	0
Battaglia	4	0	4	0	1-0	0	0	0	0
Granville	3	1	4	1	0-0	0	0	0	0
Bieniemy	3	0	3	0	0-0	0	0	0	0
Bush	3	0	3	0	0-0	0	0	0	0
Orlando	2	1	3	0	1-0	0	0	0	0
Terry	2	1	3	0	0-0	0	0	0	0
Turnulty	2	1	3	0	0-0	0	0	0	0
McDonald	2	0	2	0	0-0	0	0	0	0
Curtis	1	0	1	0	0-0	0	0	0	0
Hundon	1	0	1	0	0-0	0	0	0	0
Jenkins	1	0	1	0	0-0	0	0	0	0
Paul	1	0	1	0	0-0	0	0	0	0
Wright	1	0	1	0	0-0	0	0	0	0
Milne	0	1	1	0	0-0	0	0	0	0

MISCELLANEOUS DEFENSE*	Player	ST	AT	TT	FF	FR-Yds
Dunn	3	0	3	0	0	0-0
Scott	2	0	2	0	0	0-0
Sargent	1	1	2	0	0	0-0
Anderson	1	0	1	0	0	0-0
Bieniemy	1	0	1	0	0	0-0
Blackman	1	0	1	0	0	0-0
Carter	1	0	1	0	0	0-0
Hundon	1	0	1	0	0	0-0
Pickens	1	0	1	0	0	0-0
Britz	0	1	1	0	0	0-0

*Press box statistics

1998 FINAL STATISTICS (3-13-0)

Date	W/L	Score	Opponent	Att.
Sept. 6	L	14-23	Tennessee	55,848
Sept. 13	W	34-28*	at Detroit	66,354
Sept. 20	L	6-13	Green Bay	56,346
Sept. 27	L	24-31	at Baltimore	68,154
Oct. 11	W	25-20	Pittsburgh	59,979
Oct. 18	L	14-44	at Tennessee	33,288
Oct. 25	L	10-27	at Oakland	40,089
Nov. 1	L	26-33	Denver	59,974
Nov. 8	L	11-24	at Jacksonville	67,040
Nov. 15	L	3-24	at Minnesota	64,232
Nov. 22	L	13-20	Baltimore	52,571
Nov. 29	L	17-34	Jacksonville	55,432
Dec. 6	L	20-33	Buffalo	54,359
Dec. 13	L	26-39	at Indianapolis	55,179
Dec. 20	W	25-24	at Pittsburgh	52,017
Dec. 27	L	0-35	Tampa Bay	49,826

*Overtime

TEAM STATISTICS	Bengals	Opponents
TOTAL FIRST DOWNS	271	310
Rushing	92	142
Passing	148	152
Penalty	31	16
3rd Down: Made-Att.	76-224	89-200
3rd Down Pct.	33.9	44.5
4th Down: Made-Att.	11-29	4-9
4th Down Pct.	37.9	44.4
POSSESSION AVG.	28.31	31.29
TOTAL NET YARDS	4824	5763
Avg. Per Game	301.5	360.2
Total Plays	979	992
Avg. Per Play	4.9	5.8
NET YARDS RUSHING	1639	2612
Avg. Per Game	102.4	163.3
Total Rushes	405	558
NET YARDS PASSING	3185	3151
Avg. Per Game	199.1	196.9
Sacked-Yards Lost	53-360	28-199
Gross Yards	3545	3350
Att.-Completions	521-307	406-233
Completion Pct.	58.9	57.4
Had Intercepted	12	13
PUNTS-AVERAGE	81-44.2	64-44.2
Net Punting Avg.	35.2	39.6
PENALTIES-YARDS	69-620	127-1012
FUMBLES-BALL LOST	21-10	12-7
TOUCHDOWNS	31	53
Rushing	7	23
Passing	20	23
Returns	4	7

Score by Periods	1	2	3	4	OT	Tot
Bengals	26	90	66	80	6	268
Opponents	113	143	99	97	0	452

SCORING	20-Ru	Rc-Rl	K-PAT	FG	S	TP
Pelfrey	0	0	0	21-21	19-27	0 78
Scott	7	0	7	0	-	0 42
Pickens	5	0	5	0	-	0 32
Dillon	5	4	1	0	-	0 30
Gibson	4	0	3	1	-	0 24
Bennett	2	2	0	0	-	0 12
Battaglia	1	0	1	0	-	0 6
Hundon	1	0	1	0	-	0 6
Mack	1	0	1	0	-	0 6
McGee	1	0	1	0	-	0 6
Milne	1	1	0	0	-	0 6
Sawyer	1	0	0	1	-	0 6
Shade	1	0	0	1	-	0 6
Williams	1	0	1	0	-	0 6
Justin	0	0	0	0	-	0 2
Bengals	31	7	20	4	21-21	19-27 0 268
Opponents	53	23	7	51-51	27-31	0 452

*Includes a two-point conversion.

Two-point conversions: Justin, Pickens. Bengals 2-9; Opponents 1-2.

RUSHING	No	Yds	Avg	Lg	TD
Dillon	262	1130	4.3	66	4
Bennett	77	243	3.2	17	2
Blake	15	103	6.9	18	0
Bieniemy	17	56	3.3	9	0
Milne	10	41	4.1	10	1
O'Donnell	13	34	2.6	10	0
Scott	2	10	5.0	8	0
Gibson	1	9	9.0	9	0
Blair	1	4	4.0	4	0
Carter	2	4	2.0	4	0
Pickens	2	4	2.0	4	0
Justin	1	2	2.0	2	0
Costello	1	0	0.0	0	0
Kresser	1	-1	-1.0	-1	0

Bengals 405 1639 4.0 66 7
Opponents 558 2612 4.7 67 23

RECEIVING	No	Yds	Avg	Lg	TD
Pickens	82	1023	12.5	67	5
Scott	51	817	16.0	70	7
Dillon	28	178	6.4	41	1
Bieniemy	27	153	5.7	15	0
Milne	26	124	4.8	18	0
McGee	22	363	16.5	40	1
Gibson	19	258	13.6	76	3
Hundon	10	112	11.2	17	1
Battaglia	10	47	4.7	16	1
Bennett	8	153	19.1	55	0
Jackson	7	165	23.6	47	0
Williams	6	81	13.5	19	1
Carter	6	25	4.2	8	0
Bush	4	39	9.8	18	0
Blair	1	7	7.0	7	0
Bengals	307	3545	11.5	76	20
Opponents	233	3350	14.4	73	23

INTERCEPTIONS	No	Yds	Avg	Lg	TD
Shade	3	33	11.0	32	0
Hawkins	3	21	7.0	12	0
Ambrose	2	0	0.0	0	0
Sawyer	1	58	58.0	58	1
B. Simmons	1	18	18.0	18	0
Ross	1	11	11.0	11	0
Copeland	1	3	3.0	3	0
Randolph	1	0	0.0	0	0
Bengals	13	144	11.1	58	1
Opponents	12	206	17.2	56	1

PUNTING	No	Yds	Avg	Net	TB	INT	Lg	TD
Johnson	69	3083	44.7	35.6	8	14	69	1
Castello	10	495	49.5	32.7	3	0	73	1
Bengals	81	3578	44.2	35.2	11	14	73	2
Opponents	64	2850	44.5	39.6	4	29	72	0

PUNT RETURNS	Ret	FC	Yds	Avg	Lg	TD
Gibson	27	19	218	8.1	65	1
Williams	2	3	16	8.0	10	0
Bengals	29	22	234	8.1	65	1
Opponents	36	15	503	14.0	87	1

KICKOFF RETURNS	No	Yds	Avg	Lg	TD
Mack	45	1165	25.9	97	1
Gibson	17	372	21.9	30	0
Bieniemy	5	87	17.4	22	0
Bennett	3	61	20.3	21	0
Battaglia	1	5	5.0	5	0
Williams	1	20	20.0	20	0
Bengals	72	1710	23.8	97	1
Opponents	46	1199	26.1	51	0

FIELD GOALS	1-19	20-29	30-39	40-49	50+
Pelfrey	1-1	4-4	6-7	6-10	2-5
Bengals	1-1	4-4	6-7	6-10	2-5
Opponents	0-1	5-6	12-12	8-10	2-2

FIELD GOAL ATTEMPTS BY GAME:	Pelfrey: (-)	(35N, 48B)	(37G, 19G)	(48G)	(44G, 48G)	(-) (53N, 51G)	(25G, 23G, 52N)	(50G)	(37G)	(40G, 34G)	(42N, 30G)	(-) (41G, 26G)	(33G, 37G, 43G, 53N, 46N, 21G)	(40N)
------------------------------	--------------	------------	------------	-------	------------	----------------	-----------------	-------	-------	------------	------------	----------------	--------------------------------	-------

(continued)

PASSING	Att	Cmp	Yds	Cmp %	Yds/Att	TD	INT	%	Lg	Sack-Lost	Rating	
O'Donnell	343	212	2216	61.8	6.46	15	4.4	4	1.2	761	30-217	90.2
Blake	93	51	739	54.8	7.95	3	3.2	3	3.2	671	15-79	78.2
Justin	63	34	426	54.0	6.76	1	1.6	3	4.8	41	7-60	60.7
Kresser	21	10	164	47.6	7.81	1	4.8	2	9.5	37	0-0	50.6
Pelfrey	1	0	0	0.0	0.00	0	0.0	0	0.0	0	0-0	39.6
Dillon	0	0	0	-	-	0	-	-	-	-	-	1.4
Bengals	521	307	3545	58.9	6.80	20	3.8	12	2.3	761	53-360	82.7
Opponents	406	233	3350	57.4	8.25	23	5.7	13	3.2	731	28-199	89.8

USUAL STARTERS

OFFENSE	DEFENSE
WR Carl Pickens	LE Michael Bankston
LT Kevin Sargent	NT Kimmo von Oelhoffen
LG Rich Braham	RE Clyde Simmons
CB Derrick Briz	LOLB James Francis
RG Ken Blackman	LILB Brian Simmons
Mike Goff	RILB Takeo Spikes
RT Willie Anderson	ROLB Reinard Wilson
TE Tony McGee	LCB Ashley Ambrose
WR Darnay Scott	RCB Artrell Hawkins
QB Neil O'Donnell	SS Sam Shade
HB Corey Dillon	FS Greg Myers
FB Brian Milne	

FIELD GOAL ATTEMPTS BY GAME-cont'd:
Opponents: (38G, 31G, 48G, 47N) (-) (30G, 35G) (46G) (40G, 40G) (35G, 38G, 42G) (28N, 22G, 48G, 48N) (33G, 37G) (39G) (32G) (34G, 23G) (23G, 47G) (20G, 52G, 46G, 34G) (50G) (22G) (18N).

DEFENSE*	ST	AT	TT	Sks	Yds	PD	FF	FR
Player	ST	AT	TT	Yds	PD	FF	FR	Yds
Spikes	95	17	112	2-19	0	0	0	0-0
B. Simmons	62	16	78	3-18	2	1	1	2-22
Shade	60	18	78	1-8	6	0	2	5-55
Hawkins	65	5	70	1-9	17	2	1	2-25
Bankston	49	21	70	4.5-19.5	1	0	1	5-5
Myers	54	15	69	0-0	4	0	1	0-1
Wilson	46	17	63	6-39.5	1	2	0	0-0
Bell	45	3	48	1-8	3	0	0	0-0
von Oelhoffen	36	9	45	0-0	3	0	0	0-0
Ambrose	32	4	37	0-0	15	0	0	0-0
Francis	32	5	37	0-0	5	2	0	0-0
C. Simmons	28	2	30	5-37	2	1	0	0-0
Langford	17	7	24	0.5-0	0	0	0	0-0
Turntully	17	5	22	0.5-6	2	1	0	0-0
Randolph	19	1	20	0-0	7	0	0	0-0
Ross	12	2	14	0-0	4	0	0	0-0
Foley	11	1	12	2-18	0	0	0	0-0
Sawyer	9	1	10	0-0	3	0	0	0-0
Granville	4	5	9	0-0	1	0	0	0-0
Steele	6	1	7	0-0	0	0	0	0-0
Thompson	3	4	7	0.5-6	0	0	0	0-0
Purvis	4	2	6	1-6	0	0	0	0-0
Copeland	5	0	5	0-0	1	0	0	0-0
Moore	2	1	3	0-0	0	0	0	0-0
Mack	2	0	2	0-0	0	0	0	0-0
Curtis	1	1	2	0-0	0	0	0	0-0

SPECIAL TEAMS*					FR-	Yds	BP	BFG	B
Player	ST	AT	TT	FF	FR	Yds	BP	BFG	B
Granville	10	2	12	1	1-0	0	0	0	0
Bieniemy	10	0	10	0	0-0	0	0	0	0
Myers	7	2	9	0	0-0	0	0	0	0
Battaglia	6	2	8	0	0-0	0	0	0	0
Ross	7	0	7	0	0-0	0	0	0	0
Shade	6	1	7	0	0-0	0	0	0	0
Randolph	5	0	5	0	0-0	0	0	0	0
B. Simmons	5	0	5	0	0-0	0	0	0	0
Foley	3	0	3	1	0-0	0	0	0	0
Gibson	3	0	3	0	0-0	0	0	0	0
Sprotte	3	0	3	0	0-0	0	0	0	0
Bush	2	0	2	0	0-0	0	0	0	0
Curtis	2	0	2	0	0-0	0	0	0	0
Mack	2	0	2	0	0-0	0	0	0	0
Spikes	2	0	2	0	0-0	0	0	0	0
Bell	1	0	1	0	0-0	0	0	0	0
Blackmon	1	0	1	0	0-0	0	0	0	0
Castello	1	0	1	0	0-0	0	0	0	0
Dillon	1	0	1	0	0-0	0	0	0	0
Hawkins	1	0	1	0	0-0	0	0	0	0
Johnson	1	0	1	0	0-0	0	0	0	0
McGee	1	0	1	0	0-0	0	0	0	0
Milne	1	0	1	0	0-0	0	0	0	0
Truitt	1	0	1	0	0-0	0	0	0	0
Timulity	0	1	1	0	0-0	0	0	0	0

1999 FINAL STATISTICS (4-12-0)

Date	W/L	Score	Opponent	Att.
Sept. 12	L	35-36	at Tennessee	65,272
Sept. 19	L	7-34	San Diego	47,660
Sept. 26	L	3-27	at Carolina	61,269
Oct. 3	L	10-38	St. Louis	45,481
Oct. 10	W	18-17	at Cleveland	73,048
Oct. 17	L	3-17	Pittsburgh	59,669
Oct. 24	L	10-31	at Indianapolis	55,996
Oct. 31	L	10-41	Jacksonville	49,138
Nov. 7	L	20-37	at Seattle	66,303
Nov. 14	L	14-24	Tennessee	46,017
Nov. 21	L	31-34	Baltimore	43,279
Nov. 28	W	27-20	at Pittsburgh	50,907
Dec. 5	W	44-30	San Francisco	53,463
Dec. 12	W	44-28	Cleveland	59,972
Dec. 26	L	0-22	at Baltimore	68,036
Jan. 2	L	7-24	at Jacksonville	70,532

TEAM STATISTICS		Bengals	Opponents
TOTAL FIRST DOWNS		293	316
Rushing		111	99
Passing		161	189
Penalty		21	28
3rd Down: Made-Att.	93-235	85-209	85-209
3rd Down Pct.		39.6	40.7
4th Down: Made-Att.	7-23	5-13	5-13
4th Down Pct.		30.4	38.5
POSSESSION AVG.		29.59	30.01
TOTAL NET YARDS		5277	5497
Avg. Per Game		329.8	343.6
Total Plays		1039	1011
Avg. Per Play		5.1	5.4
NET YARDS RUSHING		2051	1699
Avg. Per Game		128.2	106.2
Total Rushes		442	454
NET YARDS PASSING		3226	3798
Avg. Per Game		201.6	237.4
Sacked-Yards Lost	49-278	35-229	35-229
Gross Yards		3504	4027
Att.-Completions	548-300	522-312	522-312
Completion Pct.		54.7	59.8
Had Intercepted		18	12
PUNTS-AVERAGE	84-38.3	71-44.2	71-44.2
Net Punting Avg.		84-31.2	71-36.1
PENALTIES-YARDS	126-1027	105-835	105-835
FUMBLES-BALL LOST	34-14	27-15	27-15
TOUCHDOWNS		33	53
Rushing		11	22
Passing		18	28
Returns		4	3

Score by Periods	1	2	3	4	OT	Tot
Bengals	91	70	58	64	0	283
Opponents	124	166	92	78	0	460

SCORING	TD	Ru	Rc	Rt	K-PAT	FG	S	BP
Pellrey	0	0	0	0	27-27	18-27	0	81
Scott	7	0	7	0	-	-	0	42
Dillon	6	5	1	0	-	-	0	36
Pickens	6	0	6	0	-	-	0	36
Jackson	2	0	2	0	-	-	0	14
Blake	2	2	0	0	-	-	0	12
McGee	2	0	2	0	-	-	0	12
Yeast	2	0	0	2	-	-	0	6
K. Carter	1	1	0	0	-	-	0	6
Groce	1	1	0	0	-	-	0	6
Heath	1	0	1	0	-	-	0	6
Mack	1	0	0	1	-	-	0	6
Shaw	1	1	0	0	-	-	0	6
Smith	1	1	0	0	-	-	0	6
Milne	0	0	0	0	-	-	0	2
Bengals	33	11	18	4	27-27	18-27	0	283
Opponents	53	22	28	3	49-50	29-32	1	460

*Includes a two-point conversion.
Two-point conversions: Jackson, Milne. Bengals 2-0; Opponents 2-3.

RUSHING	No	Yds	Avg	Lg	TD
Dillon	263	1200	4.6	50	5
Blake	63	332	5.3	16	2
Basnight	62	308	5.0	46	0
Smith	19	114	6.0	24	1
Milne	3	30	10.0	26	0
Williams	10	30	3.0	8	0
Groce	8	22	2.8	8	1
Shaw	4	20	5.0	10	1
K. Carter	6	15	2.5	8	1
Covington	2	-4	-2.0	-2	0
Yeast	2	-16	-8.0	-3	0
Bengals	442	2051	4.6	50	11
Opponents	454	1699	3.7	67	22

RECEIVING	No	Yds	Avg	Lg	TD
Scott	68	1022	15.0	76	7
Pickens	57	737	12.9	75	6
Jackson	31	369	11.9	29	2
Dillon	31	290	9.4	23	1
McGee	26	344	13.2	35	2
Groce	25	154	6.2	14	0
Basnight	16	172	10.8	47	0
Battaglia	14	153	10.9	30	0
Griffin	12	112	9.3	20	0
Williams	10	96	9.6	19	0
K. Carter	3	24	8.0	11	0
Yeast	3	20	6.7	8	0
Shaw	1	-4	-4.0	-4	0
Smith	1	6	6.0	6	0
Hudson	1	5	5.0	5	0
Bush	1	4	4.0	4	0
Bengals	300	3504	11.7	76	18
Opponents	312	4027	12.9	73	28

INTERCEPTIONS	No	Yds	Avg	Lg	TD
Heath	3	72	24.0	56	1
Copeland	2	16	8.0	12	0
Spikes	2	7	3.5	7	0
Bell	1	5	5.0	5	0
Blackmon	1	0	0.0	0	0
T. Carter	1	0	0.0	0	0
Hall	1	0	0.0	0	0
Myers	1	0	0.0	0	0
Bengals	12	100	8.3	56	1
Opponents	18	305	16.9	44	1

PUNTING	No	Yds	Avg	Net	TD	In20	Lg	B
Brice	60	2475	41.3	32.1	4	12	72	2
Costello	22	744	33.8	28.7	1	1	44	0
Bengals	84	3219	38.3	31.2	5	13	72	2
Opponents	71	3136	44.2	36.1	8	25	70	0

PUNT RETURNS	Ret	FC	Yds	Avg	Lg	TD
Griffin	23	3	195	8.5	34	0
Yeast	10	6	209	20.9	86	2
Jackson	2	1	6	3.0	8	0
Bengals	35	10	410	11.7	86	2
Opponents	45	13	498	11.1	84	1

KICKOFF RETURNS	No	Yds	Avg	Lg	TD
Mack	51	1382	27.1	99	1
Griffin	15	296	19.7	42	0
Williams	8	109	13.6	24	0
Jackson	6	179	29.8	46	0
Yeast	3	50	16.7	22	0
Dillon	1	4	4.0	4	0
Bengals	84	2020	24.0	99	1
Opponents	57	1068	18.7	39	0

FIELD GOALS	1-19	20-29	30-39	40-49	50+
Pellrey	1-1	9-11	7-12	0-2	1-1
Bengals	1-1	9-11	7-12	0-2	1-1
Opponents	3-3	11-12	6-8	7-7	2-2

FIELD GOAL ATTEMPTS BY GAME:
Pellrey: (33G, 38G) (-) (47N, 37N, 30N, 39G) (36G, 33N) (27G, 26G) (37G, 41N) (32G) (29G) (50G, 34G) (32N) (39B, 19G) (29G, 29G, 25N) (29G, 24G, 27G) (28G) (20B) (-).

(continued)

PASSING	Att	Cmp	Yds	Cmp %	Yds/ Att	TD	TD %	INT	Int %	Lg	Sack-Lost	Rat
Blake	389	215	2670	55.3	6.86	16	4.1	12	3.1	76/	30-168	77.6
Smith	153	80	805	52.3	5.26	2	1.3	6	3.9	39	19-110	55.6
Covington	5	4	23	80.0	4.60	0	0.0	0	0.0	8	0-0	85.8
Pickens	1	1	6	100.0	6.00	0	0.0	0	0.0	6	0-0	91.7
Bengals	548	300	3504	54.7	6.39	18	3.3	18	3.3	76/	49-278	71.6
Opponents	522	312	4027	59.8	7.71	28	5.4	12	2.3	73	35-229	92.3

USUAL STARTERS

OFFENSE	DEFENSE
WR Carl Pickens	LE John Copeland
LT Rod Jones	NT Oliver Gibson
LG Matt O'Dwyer	RE Michael Bankston
C Rich Braham	Jevon Langford
RG Jay Leauwenburg	LOLB Steve Foley
Brian DeMarco	LILB Brian Simmons
RT Willie Anderson	RILB Takeo Spikes
TE Tony McGee	ROLB Adrian Ross
WR Darnay Scott	LCB Rodney Heath
QB Jeff Blake	RCB Artrell Hawkins
HB Corey Dillon	SS Myron Bell
FB Cliff Groce	FS Cory Hall

FIELD GOAL ATTEMPTS BY GAME-cont'd:
Opponents: (50G, 33G) (27G, 23G, 21G, 42G) (48G, 21G) (19G) (33G) (43G) (22G, 37B) (43G, 21G) (29G, 45G, 35G) (26G) (25G, 50G) (35G, 33G) (47G) (-) (24G, 48G, 19G, 30G, 19G) (34N, 27G, 28N).

DEFENSE*	Player	ST	AT	TT	Sks-Yds	PD	FF	FR-Yds
Simmons	90	21	111	3-20	5	0	1	0-0
Spikes	82	23	105	3-14	6	4	4	4-0
Bell	54	19	73	2-14.5	3	0	0	0-0
Hawkins	61	7	68	0	0	16	2	1-0
Bankston	39	17	56	6-30	1	0	0	0-0
Hall	36	13	49	0-0	3	0	0	0-0
Heath	43	3	46	0	0	18	2	1-4
Gibson	31	10	41	4-5.1	1	0	1	0-0
Copeland	31	7	38	4-22.5	3	2	0	0-0
Foley	34	3	37	3-5.28	2	1	2	0-0
Myers	33	4	37	0	0	5	1	1-21
Howard	25	0	25	0	0	4	0	0-0
von Shelton	19	6	25	0-0	1	0	0	0-0
Wilson	24	2	26	4-30	0	1	1	0-0
Ross	15	3	18	1-7	1	1	0	0-0
Blackmon	13	5	16	0	0	4	0	0-0
Clark	13	2	15	0-0	5	0	0	0-0
Steele	13	1	14	0	0	0	0	0-0
Mack	9	2	11	0	0	1	0	0-0
T. Carter	8	0	8	0-0	1	0	0	0-0
Wright	4	4	8	0	0	0	0	0-0
Curtis	6	1	7	1-8	0	0	0	0-0
Fisher	1	1	2	0-0	0	0	0	0-0
Purvis	1	1	2	0-0	0	0	0	0-0
Granville	1	0	1	0-0	0	0	0	0-0

SPECIAL TEAMS*	Player	ST	AT	TT	FF	FR-Yds	BP	BFG	BXP
Wright	14	1	15	0	1-0	0	0	0	0
Curtis	7	3	10	0	0-0	0	0	0	0
Granville	6	4	10	0	0-0	0	0	0	0
Hall	6	0	6	0	1-0	0	0	0	0
Wilson	5	1	6	0	0-0	0	0	0	0
Foley	5	0	5	0	0-0	0	0	0	0
Griffin	5	0	5	0	0-0	0	0	0	0
Mack	5	0	5	0	0-0	0	1	0	0
Myers	4	1	5	0	0-0	0	0	0	0
Ross	4	1	5	0	0-0	0	0	0	0
Simmons	3	2	5	0	0-0	0	0	0	0
Basnight	3	1	4	1	0-0	0	0	0	0
Brice	3	0	3	0	0-0	0	0	0	0
Clark	3	0	3	0	0-0	0	0	0	0
Costello	3	0	3	0	0-0	0	0	0	0
Spikes	3	0	3	0	0-0	0	0	0	0
Heath	2	1	3	0	1-0	0	0	0	0
Howard	2	1	3	0	0-0	0	0	0	0
Hudson	2	0	2	0	0-0	0	0	0	0
McGee	2	0	2	0	0-0	0	0	0	0
Peterson	2	0	2	0	0-0	0	0	0	0
Bell	1	0	1	0	0-0	0	0	0	0
Milne	1	0	1	0	0-0	0	0	0	0
Pellrey	1	0	1	0	0-0	0	0	0	0
Sorrell	1	0	1	0	0-0	0	0	0	0

2000 FINAL STATISTICS (4-12-0)

USUAL STARTERS

Date	W/L	Score	Opponent	Att.
Sept. 10	L	7-24	Cleveland	64,006
Sept. 17	L	0-13	at Jacksonville	45,653
Sept. 24	L	0-37	at Baltimore	68,481
Oct. 1	L	16-31	Miami	61,535
Oct. 8	L	14-23	Tennessee	63,406
Oct. 15	L	0-15	at Pittsburgh	54,328
Oct. 22	W	31-21	Denver	61,603
Oct. 29	W	12-3	at Cleveland	73,118
Nov. 5	L	7-27	Baltimore	54,759
Nov. 12	L	6-23	at Dallas	62,170
Nov. 19	L	13-16	at New England	60,292
Nov. 26	L	28-48	Pittsburgh	63,925
Dec. 3	W	24-13	Arizona	50,289
Dec. 10	L	3-35	at Tennessee	68,498
Dec. 17	W	17-14	Jacksonville	50,469
Dec. 24	L	7-16	at Philadelphia	64,902

TEAM STATISTICS	Bengals	Opponents
TOTAL FIRST DOWNS	254	307
Rushing	119	101
Passing	109	182
Penalty	26	24
3rd Down: Made-Att	77-227	102-239
3rd Down Pct.	33.9	42.7
4th Down: Made-Att	10-25	4-13
4th Down Pct.	40.0	30.8
POSSESSION AVG.	27.13	32.47
TOTAL NET YARDS	4260	5487
Avg. Per Game	266.3	342.9
Total Plays	1001	1068
Avg. Per Play	4.3	5.1
NET YARDS RUSHING	2314	1925
Avg. Per Game	144.6	120.3
Total Rushes	495	504
NET YARDS PASSING	1946	3562
Avg. Per Game	121.6	222.6
Sacked-Yards Lost	52-273	26-168
Gross Yards	2219	3730
Att.-Completions	454-207	538-318
Completion Pct.	45.6	59.1
Had Intercepted	14	9
PUNTS-AVERAGE	94-40.2	80-41.7
Punting Avg.	33.1	35.5
PENALTIES-YARDS	99-878	115-924
FUMBLES-BALL LOST	37-21	22-12
TOUCHDOWNS	21	40
Rushing	13	2
Passing	6	26
Returns	2	2

Score by Periods	1	2	3	4	OT	Tot
Bengals	24	74	41	46	0	185
Opponents	92	106	91	70	0	359

SCORING	TD	Ru	Rc	Rt	K-PAT	FG	S	TP
Rackers	0	0	0	0	21-21	12-21	0	57
Dillon	7	7	0	0	-	-	0	42
Warrick	7	2	4	1	-	-	0	42
Bennett	3	3	0	0	-	-	0	18
Dugans	1	0	1	0	-	-	0	6
McGee	1	0	1	0	-	-	0	6
Mitchell	1	1	0	0	-	-	0	6
D. Williams	1	0	0	1	-	-	0	6
Bengals	21	13	6	2	21-21	12-21	1	185
Opponents	40	12	26	39	40-46	26-36	1	359

Two-point conversions: None, Bengals 0-0; Opponents 0-0.

RUSHING	No	Yds	Avg	Lg	TD
Dillon	315	1435	4.6	80	7
Bennett	90	324	3.6	37	3
Smith	41	232	5.7	21	0
Warrick	16	148	9.3	77	2
Mitchell	10	61	6.1	12	1
N. Williams	10	54	5.4	13	0
Keaton	6	24	4.0	8	0
Pope	2	22	11.0	22	0
Yeast	1	15	15.0	15	0
Groce	3	4	1.3	5	0
Rackers	1	-5	-5.0	-5	0
Bengals	495	2314	4.7	80	13
Opponents	504	1925	3.8	30	12

RECEIVING	No	Yds	Avg	Lg	TD
Warrick	51	592	11.6	46	4
McGee	26	309	11.9	39	1
Yeast	24	301	12.5	27	0
Farmer	19	268	14.1	38	0
Bennett	19	168	8.8	25	0
Dillon	18	158	8.8	31	0
Dugans	14	125	8.9	17	1
Battaglia	13	105	8.1	15	0
Groce	11	45	4.1	14	0
N. Williams	7	84	12.0	20	0
Bush	3	39	13.0	18	0
Griffin	2	25	12.5	16	0
Bengals	207	2219	10.7	46	6
Opponents	318	3730	11.7	77	26

INTERCEPTIONS	No	Yds	Avg	Lg	TD
T. Carter	2	40	20.0	30	0
Spikes	2	12	6.0	7	0
D. Williams	1	36	36.0	36	1
Hall	1	12	12.0	12	0
C. Carter	1	6	6.0	6	0
Foley	1	1	1.0	1	0
Bean	1	0	0.0	0	0
Bengals	9	107	11.9	36	1
Opponents	14	138	9.9	39	0

PUNTING	No	Yds	Avg	Net	Tn	In20	Lg	B
Pope	94	3775	40.2	33.1	14	18	57	0
Bengals	94	3775	40.2	33.1	14	18	57	0
Opponents	80	3338	41.7	35.5	7	30	70	0

PUNT RETURNS	Ret	FC	Yds	Avg	Lg	TD
Yeast	34	14	225	6.6	27	0
Warrick	7	1	123	17.6	82	1
Griffin	1	0	9	9.0	9	0
Bengals	42	15	357	8.5	82	1
Opponents	40	17	387	9.7	39	0

KICKOFF RETURNS	No	Yds	Avg	Lg	TD
Mack	50	1036	20.7	50	0
Griffin	8	129	16.1	29	0
Yeast	7	106	15.1	29	0
Keaton	6	100	16.7	25	0
Bush	3	18	6.0	8	0
N. Williams	2	12	6.0	12	0
Heath	1	22	22.0	22	0
Battaglia	1	fair catch			
Bengals	77	1423	18.5	50	0
Opponents	42	898	21.4	37	0

FIELD GOALS	1-19	20-29	30-39	40-49	50+
Rackers	0-0	5-5	5-9	2-7	0-0
Bengals	0-0	5-5	5-9	2-7	0-0
Opponents	3-3	5-6	12-16	6-10	0-1

FIELD GOAL ATTEMPTS BY GAME:	
Rackers: (42B) (44N, 47N) (-) (23G, 38G, 34G) (35B, 46N) (-) (24G) (39G) (-) (22G, 37G) (28G, 30N, 45G) (-) (36N, 45N, 32G) (45G) (27G) (31N).	
Opponents: (30G) (30G, 33N, 19G) (30G, 37G, 19G) (40G) (22G, 41G, 33N, 34G) (36G, 28G) (48N, 48N) (18G) (38G, 32G) (39N, 44N, 43G, 35G, 42G, 51N) (38G, 21G, 22G) (44G, 28G) (31N) (-) (28N) (32G, 45G, 41N, 33G).	

OFFENSE	DEFENSE
WR Craig Yeast	LE Vaughn Booker
LT Rod Jones	Michael Bankston
LG Matt O'Dwyer	LDL Oliver Gibson
WR Scott Rehberg	RDT John Copeland
C Rich Braham	RE Michael Bankston
Brock Gutierrez	John Copeland
RG Mike Goff	LLB Steve Foley
RT Willie Anderson	MLB Aramis Spearman
TE Tony McGee	RLB Takeo Spikes
WR Peter Warrick	RCB Tom Carter
QB Akili Smith	RCB Rodney Heath
Scott Mitchell	Artrell Hawkins
HB Corey Dillon	SS Chris Carter
FB Cill Groce	CB Cary Hall
M. Battaglia (TE), Nick Williams	FS Darryl Williams

DEFENSE*	Sks	Yds	PD	FF	FR
Player	ST	AT	TT		
Spikes	109	19	128	2-16	4 0 3-0
D. Williams	80	21	101	0-0	5 3 0-0
Spearman	46	24	70	1-12	4 0 0-0
Bankston	50	14	64	0-0	2 0 0-0
C. Carter	49	11	60	1-9	2 2 1-0
Gibson	42	10	52	4-17	1 0 0-0
Hawkins	43	4	47	0-0	9 1 1-12
Heath	40	4	44	0-0	12 0 1-0
T. Carter	36	7	43	0-0	11 0 0-0
Foley	34	9	43	4-16	8 2 1-0
Hall	36	5	41	4-32	2 0 0-0
Copeland	32	7	39	1-8	1 0 1-4
Ross	31	2	33	1-6	3 0 0-0
Langford	19	3	22	0-0	2 0 0-0
Bean	17	2	19	0-0	6 0 0-0
Mack	12	6	18	0-0	2 0 0-0
Booker	13	4	17	0-0	1 0 0-0
Steele	13	4	17	2-17	0 0 0-0
Wilson	15	1	16	0-0	2 1 0-0
Roman	9	6	15	3-16	1 2 1-3
Barndt	7	5	12	0-0	0 1 1-0
Curtis	8	2	10	2-9	0 2 0-0
Simmons	7	2	9	1-10	0 1 0-0
Granville	2	0	2	0-0	0 0 0-0

SPECIAL TEAMS*	FR	Yds	BP	BFG	BXP
Player	ST	AT	TT		
Hawkins	9	3	12	0-0	0 0 0
Griffin	7	2	9	0-0	0 0 0
Granville	6	2	8	0-0	0 0 0
Bennett	7	0	7	0-0	0 0 0
Bean	6	0	6	0-0	0 0 0
Curtis	6	0	6	0-0	0 0 0
C. Carter	5	1	6	0-0	0 0 0
Heath	5	1	6	0-0	0 0 0
Ross	5	0	5	0-0	0 0 0
Mack	4	1	5	0-0	0 0 0
St. Louis	4	0	4	0-0	0 0 0
Wilson	4	0	4	0-0	0 0 0
Spearman	3	1	4	0-0	0 0 0
Bush	2	0	2	0-0	0 0 0
Rackers	2	0	2	0-0	0 0 0
Armour	1	0	1	0-0	0 0 0
Battaglia	1	0	1	0-0	0 0 0
Roman	1	0	1	0-0	0 0 0
Warrick	1	0	1	0-0	0 0 0
Pope	0	1	1	0-0	0 0 0

MISCELLANEOUS DEFENSE*	Player	ST	AT	TT	FF	FR	Yds
Warrick	4	0	4	0	0	0-0	
Dillon	2	0	2	0	0	0-0	
J. Jackson	2	0	2	0	0	0-0	
Anderson	1	0	1	0	0	0-0	
Battaglia	1	0	1	0	0	0-0	
Bennett	1	0	1	0	0	0-0	
Bush	1	0	1	0	0	0-0	
Goff	1	0	1	0	0	0-0	
Griffin	1	0	1	0	0	0-0	
Gutierrez	1	0	1	0	0	0-0	
Jones	1	0	1	0	0	0-0	
O'Dwyer	1	0	1	0	0	0-0	
Stephens	1	0	1	0	0	0-0	
Yeast	1	0	1	0	0	0-0	

*Press box statistics

PASSING	Att	Cmp	Yds	Cmp %	Yds/ Att	TD	TD %	INT	Lg	Sack-Lost	Rat	
Smith	267	118	1253	44.2	4.69	3	1.1	6	2.2	46	36-191	52.8
Mitchell	187	89	966	47.6	5.17	3	1.6	8	4.3	38	16-82	50.8
Bengals	454	207	2219	45.6	4.89	6	1.3	14	3.1	46	52-273	52.0
Opponents	538	318	3730	59.1	6.93	26	4.8	9	1.7	77	26-168	89.4

2001 FINAL STATISTICS (6-10-0)

USUAL STARTERS

OFFENSE		DEFENSE	
WR	Darnay Scott	LE	Vaughn Booker
LT	Richmond Webb	LDT	Oliver Gibson
LG	Matt O'Dwyer	RDT	Tony Williams
C	Rich Braham	RE	Justin Smith
RG	Mike Goff	LLB	Steve Foley
RT	Willie Anderson	MLB	Brian Simmons
TE	Tony McGee	RLB	Takeo Spikes
WR	Peter Warrick	LCB	Mark Roman
QB	Jon Kiley	RCB	Artrell Hawkins
HB	Cory Dillon	SS	Joshua Armour
FB	Lorenzo Neal	FS	Cory Hall

Date	W/L	Score	Opponent	Att.
Sept. 9	W	23-17	New England	51,521
Sept. 23	W	21-10	Baltimore	51,121
Sept. 30	L	14-28	at San Diego	50,048
Oct. 7	L	7-16	at Pittsburgh	62,335
Oct. 14	W	24-14	Cleveland	64,217
Oct. 21	L	0-24	Chicago	63,408
Oct. 28	W	31-27	at Detroit	69,343
Nov. 11	L	13-30	at Jacksonville	57,161
Nov. 18	L	7-20	Tennessee	63,865
Nov. 25	L	0-18	at Cleveland	72,918
Dec. 2	L	13-16*	Tampa Bay	52,135
Dec. 9	L	10-14	Jacksonville	44,920
Dec. 16	L	14-15	at N.Y. Jets	77,745
Dec. 23	L	0-16	at Baltimore	68,987
Dec. 30	W	26-23*	Pittsburgh	63,751
* Overtime			at Tennessee	68,798

TEAM STATISTICS	Bengals	Opponents
TOTAL FIRST DOWNS	294	281
Rushing	96	86
Passing	176	173
Penalty	22	22
3rd Down: Made-Att	93-243	86-225
3rd Down Pct.	38.3	38.2
4th Down: Made-Att	6-23	5-13
4th Down Pct.	26.1	38.5
POSSESSION AVG.	29.16	30.44
TOTAL NET YARDS	4800	4832
Avg. Per Game	300.0	302.0
Total Plays	1071	1013
Avg. Per Play	4.5	4.8
NET YARDS RUSHING	1712	1675
Avg. Per Game	107.0	104.7
Total Rushes	441	453
NET YARDS PASSING	3088	3157
Avg. Per Game	193.0	197.3
Sacked-Yards Lost	28-203	48-320
Gross Yards	3291	3477
Att.-Completions	602-322	512-311
Completion Pct.	53.5	60.7
Had Intercepted	26	13
PUNTS-AVERAGE	86-39.6	86-41.2
Net Punting Avg.	33.6	34.8
PENALTIES-YARDS	103-870	101-837
FUMBLES-BALL LOST	28-11	33-15
TOUCHDOWNS	25	35
Rushing	11	10
Passing	12	23
Returns	2	2

Score by Periods	1	2	3	4	OT	Total
Bengals	27	75	56	65	3	226
Opponents	67	83	79	77	3	309

SCORING TD-Ru-Rc-Rt K-PAT FG S TP									
Dillon	13	10	3	0	—	0	8	78	
Rackers	0	0	0	0	23-24	17-28	0	14	
Dugans	2	0	2	0	—	0	74		
Scott	2	0	2	0	—	0	12		
Farmer	1	0	1	0	—	0	6		
C. Johnson	1	0	1	0	—	0	6		
Kitna	1	1	0	0	—	0	6		
McGee	1	0	1	0	—	0	6		
Neal	1	0	1	0	—	0	6		
Simmons	1	0	1	0	—	0	6		
Spikes	1	0	1	0	—	0	6		
Warrick	1	0	1	0	—	0	6		

Bengals	25	11	12	2	23-24	17-28	0	226
Opponents	50	15	23	2	29-31	22-30	1	309
*Includes a point-conversion.								
Two-point conversions: Dugans, Bengals								
1-1; Opponents 1-4.								

RUSHING	No	Yds	Avg	Lg	TD
Dillon	340	1315	3.9	96	10
Bennett	50	232	4.6	36	0
Kitna	27	73	2.7	20	1
Keaton	5	48	9.6	21	0
A. Smith	6	20	3.3	6	0
Warrick	8	14	1.8	13	0
Neal	5	10	2.0	4	0
Bengals	441	1712	3.9	96	11
Opponents	453	1675	3.7	48	10

RECEIVING	No	Yds	Avg	Lg	TD
Warrick	70	667	9.5	33	1
Scott	57	819	14.4	49	2
Dillon	34	228	6.7	17	3
C. Johnson	28	329	11.8	28	1
Dugans	28	251	9.0	31	2
Houshmandzadeh	21	228	10.9	23	0
Bennett	20	150	7.5	15	0
Neal	19	101	5.3	12	1
Farmer	15	228	15.2	27	1
McGee	14	148	10.6	25	1
Battaglia	13	118	9.1	17	0
McMullen	2	15	7.5	11	0
Keaton	1	9	9.0	9	0
Bengals	322	3291	10.2	49	12
Opponents	311	3477	11.2	47	23

INTERCEPTIONS	No	Yds	Avg	Lg	TD
Kaesviharn	3	41	13.7	29	0
Hawkins	3	26	8.7	22	0
J. Smith	2	28	14.0	21	0
Spikes	1	66	66.0	66	1
D. Williams	1	16	16.0	16	0
C. Carter	1	10	10.0	10	0
Simmons	1	5	5.0	5	0
Roman	1	0	0.0	0	0
Bengals	13	192	14.8	66	1
Opponents	26	392	15.1	64	0

PUNTING	No	Yds	Avg	Net	TB	In20Lg	B
Harris	84	3372	40.1	33.9	6	21	57
Rackers	1	32	32.0	12.0	1	0	32
Bengals	86	3404	39.6	33.6	7	21	57
Opponents	86	3541	41.2	34.8	13	29	76

PUNT RETURNS	Ret	FC	Yds	Avg	Lg	TD
Warrick	18	10	116	6.4	31	0
Houshmandzadeh	12	5	163	13.6	86	0
Farmer	1	1	11	11.0	11	0
Bengals	31	16	290	9.4	86	0
Opponents	47	17	374	8.0	24	0

KICKOFF RETURNS	No	Yds	Avg	Lg	TD
Keaton	42	891	21.2	64	0
Houshmandzadeh	10	185	18.5	23	0
Bennett	4	60	15.0	19	0
Ru. Johnson	4	79	19.8	25	0
Gutierrez	2	15	7.5	8	0
Bengals	62	1230	19.8	64	0
Opponents	46	1157	25.2	101	1

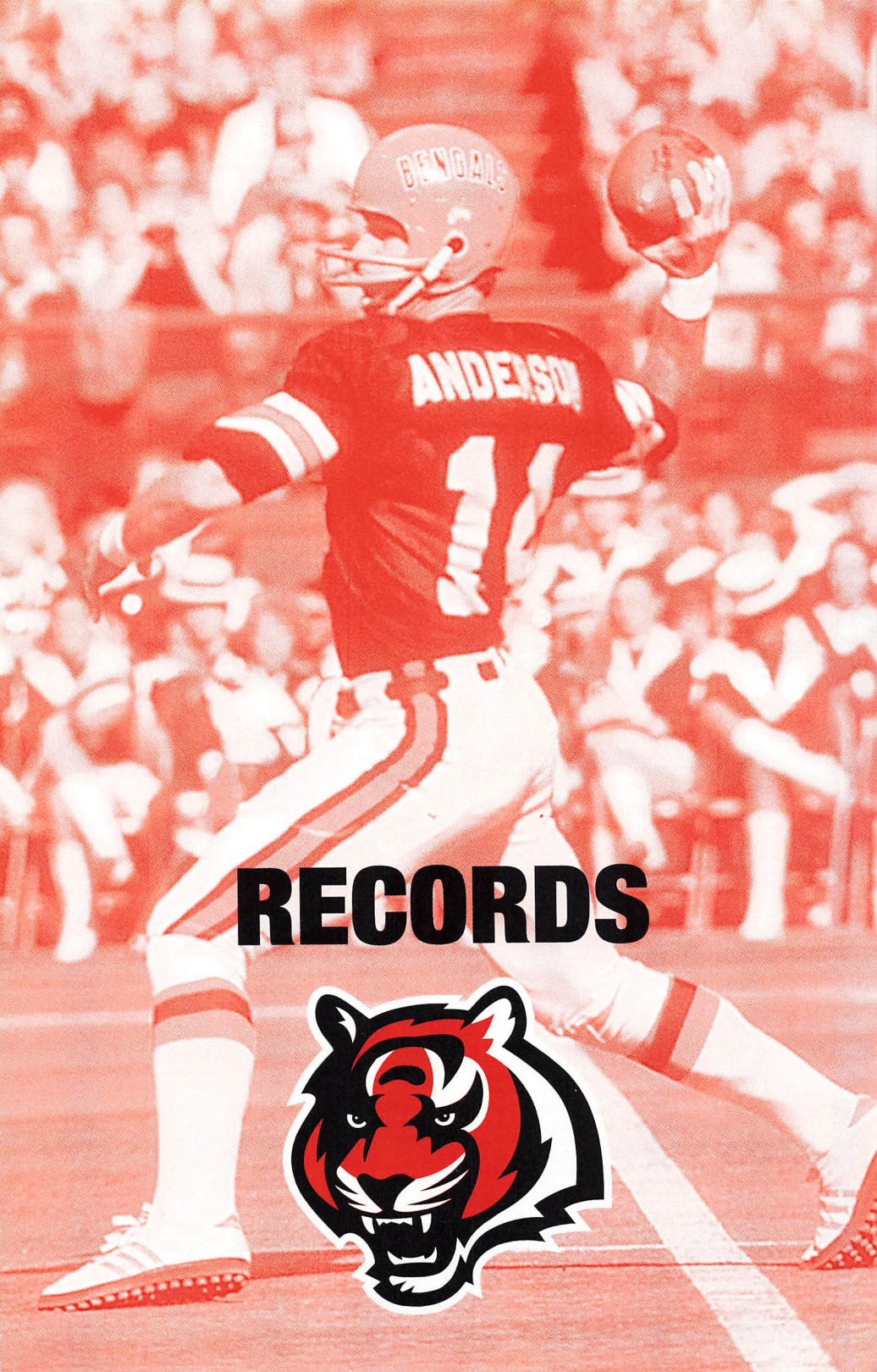
FIELD GOALS	1-19	20-29	30-39	40-49	50+
Rackers	0-0	4-6	8-11	4-9	1-2
Bengals	0-0	4-6	8-11	4-9	1-2
Opponents	0-0	8-8	6-9	7-11	1-2

FIELD GOAL ATTEMPTS BY GAME:									
Rackers: (36G, 47G, 33G) (43N, 39N, 45N) (-) (51N) (27G, 22N, 42G, 21G) (39N) (47N, 39G) (26G, 52G) (-) (43N, 47N) (23G, 41G) (47G) (-) (-) (32N, 28N, 34G, 31G) (30G, 33G, 34G).									
Opponents: (39G)(38G) (38N) (26G, 42G, 48G) (-) (48G, 43N) (51G, 24G) (-) (41G, 37G) (23G, 27G, 23G, 33G) (43N, 38G, 48G, 51N, 21G) (44N) (40N, 24G, 34N) (43G, 29G, 33N, 43G) (38G) (-).									

PASSING	Att	Cmp	Yds	Cmp %	Yds/Att	TD	TD %	INT	Int %	Lg	Sack-Lost	Rat
Kitna	581	313	3216	53.9	5.54	12	2.1	22	3.8	49	25-185	61.1
Mitchell	12	4	38	33.3	3.17	0	0.0	3	25.0	16	1-15	3.5
A. Smith	8	5	37	62.5	4.63	0	0.0	0	0.0	14	1-3	73.4
Dillon	1	0	0	0.0	0.00	0	0.0	1	100.0	0	0-0	0.0
Bengals	602	322	3291	53.5	5.47	12	2.0	26	4.3	49	28-203	58.1
Opponents	512	311	3477	60.7	6.79	23	4.5	13	2.5	47	48-320	85.4

DEFENSE*	Player	ST	AT	TT	Sks	PD	FF	FR-Yds
Spikes	80	29	109	6-58	5	1	0-0	
Simmons	51	32	83	6.5-41	5	2	0-0	
Hawkins	49	10	59	0-0	6	2	1-0	
Gibson	46	10	56	3-16	3	0	1-0	
J. Smith	41	13	54	8.5-76	5	0	0-0	
Roman	44	7	51	2-10	7	0	1-1	
C. Carter	34	15	49	0-0	6	0	1-12	
Armour	36	11	47	0-0	3	0	0-0	
Hall	31	16	47	0-0	3	0	1-73	
Bean	39	3	42	0-0	5	1	0-0	
Booker	34	6	40	1.5-8	2	1	0-0	
Foley	25	14	39	0-0	2	0	0-0	
T. Williams	15	23	38	5-25	1	0	2-0	
Wilson	26	10	36	9-47.5	3	1	2-0	
Kaesviharn	22	3	25	0-0	6	0	0-0	
D. Williams	20	5	25	3.5-22	2	1	1-0	
Whittington	17	4	21	0-0	1	0	0-0	
Heath	16	3	19	0-0	4	1	1-0	
Curtis	11	8	19	0-0	1	0	0-0	
Steele	5	5	10	1-4.5	1	1	1-0	
Ross	4	5	9	1-6	0	0	0-0	
T. Carter	7	0	7	0-0	3	0	0-0	
Jennings	6	0	6	0-0	0	0	0-0	
Langford	3	0	3	0-0	0	0	0-0	
Monds	1	0	1	0-0	0	0	0-0	
(TEAM)	—	—	—	1-6	—	—	—	

SPECIAL TEAMS*	Player	ST	AT	TT	FF	FR-Yds	BP	BFG	BXP
Dugans	14	3	17	0	0-0	0	0	0	0
Ross	11	2	13	0	0-0	0	0	0	0
C. Carter	8	2	10	0	1-0	0	0	0	0
Curtis	4	6	10	1	1-3	0	0	0	0
Armour	3	5	8	0	0-0	0	0	0	0
Kaesviharn	7	0	7	0	0-0	0	0	0	0
Jennings	6	0	6	0	0-0	0	0	0	0
Bean	3	3	6	0	1-0	0	0	0	0
Bennett	4	0	4	0	0-0	0	0	0	0
D. Williams	3	1	4	0	0-0	0	0	0	0
Hall	2	1	3	0	0-0	0	0	0	0
Wilson	2	1	3	0	0-0	0	0	0	0
Ru. Johnson	1	2	3	0	0-0	0	0	0	0
Neal	2	0	2	0	0-0	0	0	0	0
St. Louis	2	0	2	0	0-0	0	0	0	0
Chevrier	1	1	2	0	0-0	0	0	0	0
Foley	1	0	1	0	0-0	0	0	0	0
Heath	1	0	1	0	0-0	0	0	0	0
Rackers	1	0	1	0	0-0	0	0	0	0
Simmons	1	0	1	0	#0-56	0	0	0	0
Warrick	1	0	1	0	0-0	0	0	0	0



RECORDS



BENGALS INDIVIDUAL RECORDS (REGULAR SEASON)

SCORING

— TOTAL POINTS —

CAREER	1,151	Jim Breech	1980-92
	660	Doug Pelfrey	1993-99
	549	Horst Muhlmann	1969-74
	420	Pete Johnson	1977-83
	388	Carl Pickens	1992-99

SEASON	121	Doug Pelfrey	1995
(Total)	120	Jim Breech	1985
	115	Jim Breech	1981
	111	Horst Muhlmann	1972
	110	Doug Pelfrey	1996

SEASON	7.93	Horst Muhlmann (111p/14g)	1972
(Avg. per game)	7.71	Horst Muhlmann (108p/14g)	1970
	7.56	Doug Pelfrey (121p/16g)	1995
	7.50	Jim Breech (120p/16g)	1985
	7.44	Jim Breech (67p/9g)	1982

GAME	24	Larry Kinnebrew, Oct. 28, 1984 at Houston
	24	Corey Dillon, Dec. 4, 1997 vs. Tennessee
	19	Horst Muhlmann, Nov. 8, 1970 at Buffalo
	19	Horst Muhlmann, Dec. 17, 1972 at Houston

— TOUCHDOWNS —

CAREER	70	Pete Johnson	1977-83
	64	James Brooks	1984-91
	64	Carl Pickens	1992-99
	53	Isaac Curtis	1973-84
	41	Eddie Brown	1985-91
	41	Corey Dillon	1997-2001

SEASON	17	Carl Pickens	1995
	16	Pete Johnson	1981
	15	Pete Johnson	1979
	15	Ickey Woods	1988
	14	James Brooks	1988

GAME	4	Larry Kinnebrew, Oct. 28, 1984 at Houston
	4	Corey Dillon, Dec. 4, 1997 vs. Tennessee
	3	19 times; most recent: Corey Dillon, Dec. 12, 1999 vs. Cleveland

— RUSHING TOUCHDOWNS —

CAREER	64	Pete Johnson	1977-83
	37	Larry Kinnebrew	1983-87
	37	James Brooks	1984-91
	36	Corey Dillon	1997-2001
	27	Ickey Woods	1988-91

SEASON	15	Ickey Woods	1988
	14	Pete Johnson	1979
	14	Pete Johnson	1983
	12	Pete Johnson	1981
	10	Corey Dillon	1997
	10	Corey Dillon	2001

GAME	4	Corey Dillon, Dec. 4, 1997 vs. Tennessee
	3	Paul Robinson, Nov. 17, 1968 at Miami
	3	Pete Johnson, Nov. 6, 1983 at Houston
	3	Larry Kinnebrew, Oct. 28, 1984 at Houston
	3	Larry Kinnebrew, Dec. 1, 1985 vs. Houston
	3	Larry Kinnebrew, Sept. 18, 1986 at Cleveland
	3	James Brooks, Nov. 6, 1988 vs. Pittsburgh
	3	James Brooks, Oct. 23, 1988 vs. Houston
	3	Ickey Woods, Nov. 27, 1988 vs. Buffalo
	3	Corey Dillon, Dec. 12, 1999 vs. Cleveland

— RECEIVING TOUCHDOWNS —

CAREER	63	Carl Pickens	1992-99
	53	Isaac Curtis	1973-84
	41	Eddie Brown	1985-91
	36	Cris Collinsworth	1981-88
	36	Darnay Scott	1994-2001

SEASON	17	Carl Pickens	1995
	12	Carl Pickens	1996
	11	Carl Pickens	1994
	10	Isaac Curtis	1974
	10	Cris Collinsworth	1986

GAME	3	Carl Pickens, 4 times; most recent: Dec. 1, 1996 at Jacksonville
	3	Bob Trumpy, Nov. 9, 1969 at Houston
	3	Isaac Curtis, Dec. 9, 1973 vs. Cleveland
	3	Isaac Curtis, Nov. 4, 1979 at Baltimore
	3	Cris Collinsworth, Dec. 21, 1986 vs. N.Y. Jets

— TDS BY RETURN & RECOVERY —

CAREER	13	Lemar Parrish	1970-77
		(4 int.; 1 kickoff return; 4 punt returns; 1 blocked field goal; 3 fumble returns)	
	5	Ken Riley	1969-83
		(5 int.)	
	4	Tommy Casanova	1972-77
		(2 int.; 1 punt return; 1 fumble return)	

SEASON	3	Lemar Parrish	1970
	3	Lemar Parrish	1972
	3	Lemar Parrish	1974
	3	Tommy Casanova	1976
	3	Scott Perry	1978

GAME	2	Lemar Parrish, Nov. 8, 1970 at Buffalo
	2	Lemar Parrish, Dec. 17, 1972 at Houston
	2	Lemar Parrish, Oct. 6, 1974 vs. Washington

— MOST GAMES, AT LEAST 1 TD —

CONSECUTIVE	10	Carl Pickens, Nov. 27, 1994-Oct. 1, 1995
	6	Stan Fritts, Nov. 17, 1975-Dec. 21, 1975
	5	Pete Johnson, Nov. 1, 1981-Nov. 29, 1981
	5	Ickey Woods, Sept. 25, 1988-Oct. 23, 1988

— POINTS AFTER TOUCHDOWN —

CAREER	476	Jim Breech	1980-92
	201	Doug Pelfrey	1993-99
	189	Horst Muhlmann	1969-74
	130	Chris Bahr	1976-79

SEASON	56	Jim Breech	1988
	50	Jim Breech	1986
	49	Jim Breech	1981

GAME	8	Jim Breech, Oct. 29, 1989 vs. Tampa Bay
	7	5 times; most recent: Jim Breech, Dec. 17, 1989 vs. Houston

— FIELD GOALS —

CAREER	225	Jim Breech	1980-92
	153	Doug Pelfrey	1993-99
	120	Horst Muhlmann	1969-74
	62	Chris Bahr	1976-79

SEASON	29	Doug Pelfrey	1995
(Total)	28	Doug Pelfrey	1994
	27	Horst Muhlmann	1972
	25	Horst Muhlmann	1970
	24	Jim Breech	1985
	24	Jim Breech	1987
	24	Doug Pelfrey	1993

SEASON	1.93	Horst Muhlmann (27lg/14g)	1972
(Avg. per game)	1.81	Doug Pelfrey (29lg/16g)	1995
	1.78	Horst Muhlmann (25lg/14g)	1970
	1.75	Doug Pelfrey (28lg/16g)	1994

GAME	6	Doug Pelfrey, Nov. 6, 1994 at Seattle
	5	Horst Muhlmann, Nov. 8, 1970 at Buffalo
	5	Horst Muhlmann, Sept. 24, 1972 vs. Pittsburgh
	5	Jim Breech, Nov. 1, 1987 vs. Houston
	5	Doug Pelfrey, Oct. 10, 1993 at Kansas City
	5	Doug Pelfrey, Sept. 3, 1995 at Indianapolis

— FIELD GOAL PERCENTAGE —

CAREER*	77.3	Doug Pelfrey (153-198)	1993-99
	71.9	Jim Breech (225-313)	1980-92
	64.5	Horst Muhlmann (120-186)	1969-74
	57.9	Chris Bahr (62-107)	1976-79

*Minimum 75 attempts

SEASON*	84.8	Doug Pelfrey (28-33)	1994
	82.1	Doug Pelfrey (23-28)	1996
	81.0	Jim Breech (17-21)	1990
	80.6	Doug Pelfrey (29-36)	1995
	80.0	Jim Breech (24-30)	1987

*Minimum one attempt per games in season

— CAREER FIELD GOAL PCT. BY DISTANCE —

1-19*	96.6	Horst Muhlmann (28-29)	
20-29*	94.1	Doug Pelfrey (48-51)	
	92.3	Jim Breech (84-91)	
	78.1	Chris Bahr (25-32)	
30-39*	83.8	Jim Breech (83-99)	
	78.1	Doug Pelfrey (50-64)	
	64.8	Horst Muhlmann (35-54)	
40-49*	69.4	Doug Pelfrey (43-62)	
	50.5	Jim Breech (46-91)	
	50.0	Chris Bahr (17-34)	

*Minimum 25 attempts

50+**	47.1	Doug Pelfrey (8-17)	
	41.7	Chris Bahr (5-12)	
	36.4	Horst Muhlmann (8-22)	

**Minimum 10 attempts

— CONSECUTIVE FIELD GOALS —

13	Jim Breech	1990
13	Doug Pelfrey	1993
13	Doug Pelfrey	1995

— LONGEST FIELD GOALS —

55	Chris Bahr, Sept. 23, 1979 vs. Houston
54	Doug Pelfrey, Dec. 24, 1994 vs. Philadelphia
53	Horst Muhlmann, Dec. 6, 1970 at San Diego
53	Jim Breech, Oct. 6, 1985 vs. N.Y. Jets
53	Lee Johnson, Oct. 21, 1991 at Buffalo
53	Doug Pelfrey, Oct. 24, 1993 at Houston
52	Chris Bahr, Oct. 15, 1978 vs. New England
52	Chris Bahr, Sept. 23, 1979 vs. Houston
52	Neil Rackers, Nov. 11, 2001 at Jacksonville

— SAFETIES —

CAREER	2	Reggie Williams	1976-89
	2	Alfred Williams	1991-94

RUSHING

— YARDAGE —

CAREER	6,447	James Brooks	1984-91
	6,209	Corey Dillon	1997-2001
	5,421	Pete Johnson	1977-83
	3,727	Harold Green	1990-95
	3,070	Essex Johnson	1968-75

SEASON	1,435	Corey Dillon	2000
	1,315	Corey Dillon	2001
	1,239	James Brooks	1989
	1,200	Corey Dillon	1999
	1,170	Harold Green	1992

GAME	278	Corey Dillon, Oct. 22, 2000 vs. Denver
	246	Corey Dillon, Dec. 4, 1997 vs. Tennessee
	216	Corey Dillon, Dec. 3, 2000 vs. Arizona
	201	James Brooks, Dec. 23, 1990 vs. Houston
	192	Corey Dillon, Dec. 12, 1999 vs. Cleveland
	190	Harold Green, Dec. 20, 1992 vs. New England
	184	Corey Dillon, Oct. 28, 2001 at Detroit
	168	Corey Dillon, Oct. 10, 1999 at Cleveland
	163	James Brooks, Dec. 7, 1986 at New England
	160	Pete Johnson, Dec. 17, 1978 vs. Cleveland

— LONGEST RUSHING PLAYS —

96	Corey Dillon, Oct. 28, 2001 at Detroit (TD)
87	Paul Robinson, Oct. 27, 1968 at Oakland (TD)
86	Essex Johnson, Dec. 5, 1971 at Cleveland (TD)
83	Jess Phillips, Nov. 2, 1969 vs. Oakland
80	Warren McVea, Sept. 22, 1968 vs. Buffalo (TD)
80	Corey Dillon, Oct. 8, 2000 vs. Tenn. (TD)
79	Ki-Jana Carter, Sept. 21, 1997 at Denver (TD)
77	Archie Griffin, Nov. 21, 1976 at Kansas City (TD)
77	Peter Warrick, Oct. 22, 2000 vs. Denver (TD)
76	Jess Phillips, Sept. 20, 1970 vs. Oakland (TD)

— RUSHING AVERAGE —

CAREER*	5.6	Ken Anderson	1971-86
	5.2	Jeff Blake	1994-99
	4.8	James Brooks	1984-91
	4.6	Ickey Woods	1988-91
	4.5	Essex Johnson	1968-75
	4.4	Corey Dillon	1997-2001

*Minimum 100 rushes

— RUSHING ATTEMPTS —

CAREER	1,413	Corey Dillon	1997-2001
	1,402	Pete Johnson	1977-83
	1,344	James Brooks	1984-91
	968	Harold Green	1990-95
	779	Boobie Clark	1973-78

SEASON	340	Corey Dillon	2001
	315	Corey Dillon	2000
	274	Pete Johnson	1981
	265	Harold Green	1992
	263	Corey Dillon	1999

GAME	39	Corey Dillon, Dec. 4, 1997 vs. Tennessee
	38	Pete Johnson, Dec. 4, 1983 at Pittsburgh
	35	Corey Dillon, Nov. 1, 1998 vs. Denver
	35	Corey Dillon, Dec. 3, 2000 vs. Arizona
	32	Pete Johnson, Dec. 7, 1980 vs. Baltimore

— MOST 100-YARD GAMES —

CAREER	22	Corey Dillon	1997-2001
	17	James Brooks	1984-91
	14	Pete Johnson	1977-83
	8	Harold Green	1990-95

SEASON	5	Ickey Woods	1988
	5	James Brooks	1989
	5	Harold Green	1992
	5	Corey Dillon	1999
	5	Corey Dillon	2000

CONSECUTIVE	4	Paul Robinson	1968 (Gms. 8-11)
	3	Pete Johnson	1980 (Gms. 13-15)
	3	Corey Dillon	1997 (Gms. 13-15)
	3	Corey Dillon	1999 (Gms. 12-14)

PASSING

— YARDAGE —

CAREER	32,838	Ken Anderson	1971-86
	27,149	Boomer Esiason	1984-92, 97
	15,134	Jeff Blake	1994-99
	3,880	David Klingler	1992-95
	3,850	Virgil Carter	1970-73

SEASON	3,959	Boomer Esiason	1986
(Total)	3,822	Jeff Blake	1995
	3,754	Ken Anderson	1981
	3,624	Jeff Blake	1996
	3,572	Boomer Esiason	1988

SEASON	277.2	Ken Anderson (2,495yds/9g)	1982
(Avg. per game)	247.4	Boomer Esiason (3,959yds/16g)	1986
	238.9	Jeff Blake (3,822yds/16g)	1995
	234.6	Ken Anderson (3,754yds/16g)	1981
	226.5	Jeff Blake (3,624yds/16g)	1996

GAME	490	Boomer Esiason, Oct. 7, 1990 at L.A. Rams
	447	Ken Anderson, Nov. 17, 1975 vs. Buffalo
	425	Boomer Esiason, Dec. 21, 1986 vs. N.Y. Jets
	416	Ken Anderson, Dec. 20, 1982 at San Diego
	411	Jon Kitna, Dec. 30, 2001 vs. Pittsburgh

(Bengals Individual Records, continued)

— LONGEST COMPLETIONS —

94	Ken Anderson to Billy Brooks, Nov. 13, 1977 at Minnesota (TD)
90	Virgil Carter to Speedy Thomas, Sept. 19, 1971 vs. Philadelphia (TD)
88	Jeff Blake to Darnay Scott, Sept. 17, 1995 at Seattle (TD)
86	Boomer Esiason to Eddie Brown, Nov. 6, 1988 vs. Pittsburgh (TD)
85	Ken Anderson to Isaac Curtis, Dec. 12, 1976 at N.Y. Jets (TD)
83	David Klingler to Jeff Query, Dec. 13, 1992 at San Diego (TD)
80	4 times; most recent: Ken Anderson to M.L. Harris, Sept. 16, 1984 at N.Y. Jets (TD)

— PASSES FOR TOUCHDOWNS —

CAREER	197	Ken Anderson	1971-86
	187	Boomer Esiason	1984-92, 97
	93	Jeff Blake	1994-99
	22	Virgil Carter	1970-73
	16	David Klingler	1992-95

SEASON	29	Ken Anderson	1981
	28	Boomer Esiason	1988
	28	Boomer Esiason	1989
	28	Jeff Blake	1995
	27	Boomer Esiason	1985

GAME	5	Boomer Esiason, Dec. 21, 1986 vs. N.Y. Jets
	5	Boomer Esiason, Oct. 29, 1989 vs. Tampa Bay
	4	Greg Cook, Nov. 24, 1969 at Houston
	4	Ken Anderson, Nov. 24, 1974 vs. Kansas City
	4	Ken Anderson, Oct. 3, 1976 at Cleveland
	4	Ken Anderson, Nov. 29, 1981 at Cleveland
	4	Boomer Esiason, Sept. 11, 1988 at Phila.
	4	Boomer Esiason, Dec. 17, 1989 vs. Houston
	4	Jeff Blake, Nov. 13, 1994 vs. Houston
	4	Jeff Blake, Nov. 24, 1996 vs. Atlanta
	4	Boomer Esiason, Nov. 30, 1997 at Philadelphia
	4	Jeff Blake, Dec. 5, 1999 vs. San Francisco

— COMPLETIONS —

CAREER	2,654	Ken Anderson	1971-86
	2,015	Boomer Esiason	1984-92, 97
	1,240	Jeff Blake	1994-99
	375	David Klingler	1992-95
	328	Virgil Carter	1970-73

SEASON (Total)	326	Jeff Blake	1995
	313	Jon Kitna	2001
	308	Jeff Blake	1996
	300	Ken Anderson	1981
	273	Boomer Esiason	1986

SEASON (Avg. per game)	24.2	Ken Anderson (218cmp/9g)	1982
	20.4	Jeff Blake (326cmp/16g)	1995
	19.6	Jon Kitna (313cmp/16g)	2001
	19.3	Jeff Blake (308cmp/16g)	1996
	18.8	Ken Anderson (300cmp/16g)	1981

GAME	40	Ken Anderson, Dec. 20, 1982 at San Diego
	35	Jon Kitna, Dec. 30, 2001 vs. Pittsburgh
	32	Boomer Esiason, Nov. 10, 1991 vs. Pittsburgh
	31	3 times; most recent: Jeff Blake, Nov. 6, 1994 at Seattle

— PASSER RATING —

CAREER*	83.1	Boomer Esiason	1984-92, 97
	81.9	Ken Anderson	1971-86
	79.3	Jeff Blake	1994-99
	74.9	Virgil Carter	1970-73
	66.1	David Klingler	1992-95

*Minimum 500 attempts

SEASON*	98.4	Ken Anderson	1981
	97.4	Boomer Esiason	1988
	95.7	Ken Anderson	1974
	95.3	Ken Anderson	1982
	93.9	Ken Anderson	1975

*Minimum 14 attempts per games in season

— PASS ATTEMPTS —

CAREER	4,475	Ken Anderson	1971-86
	3,564	Boomer Esiason	1984-92, 97
	2,221	Jeff Blake	1994-99
	687	David Klingler	1992-95
	582	Virgil Carter	1970-73

SEASON	581	Jon Kitna	2001
	567	Jeff Blake	1995
	549	Jeff Blake	1996
	479	Ken Anderson	1981
	469	Boomer Esiason	1986

GAME	68	Jon Kitna, Dec. 30, 2001 vs. Pittsburgh
	56	Ken Anderson, Dec. 20, 1982 at San Diego
	54	Boomer Esiason, Dec. 25, 1989 at Minnesota
	53	Boomer Esiason, Nov. 22, 1987 vs. Pittsburgh
	52	Ken Anderson, Oct. 4, 1981 at Houston
	52	Boomer Esiason, Oct. 20, 1985 at Houston

— YARDS PER ATTEMPT —

CAREER*	7.62	Boomer Esiason	1984-92, 97
	7.34	Ken Anderson	1971-86
	6.81	Jeff Blake	1994-99

*Minimum 500 attempts

SEASON*	9.41	Greg Cook	1969
	9.21	Boomer Esiason	1988
	8.44	Boomer Esiason	1986
	8.41	Ken Anderson	1975
	8.13	Ken Anderson	1974

*Minimum 14 attempts per games in season

— PASSES HAD INTERCEPTED —

CAREER	160	Ken Anderson	1971-86
	131	Boomer Esiason	1984-92, 97
	62	Jeff Blake	1994-99
	22	Jon Kitna	2001
	21	David Klingler	1992-95

SEASON	22	Ken Anderson	1978
	22	Boomer Esiason	1990
	22	Jon Kitna	2001
	19	Boomer Esiason	1987
	17	Boomer Esiason	1986
	17	Jeff Blake	1995

GAME	5	Boomer Esiason, Oct. 16, 1988 at New England
	4	Ken Anderson, Oct. 19, 1975 vs. Oakland
	4	Ken Anderson, Oct. 1, 1978 at San Francisco
	4	Ken Anderson, Nov. 13, 1978 vs. Oakland
	4	Ken Anderson, Sept. 16, 1984 at N.Y. Jets
	4	Turk Schonert, Oct. 1, 1984 at Pittsburgh
	4	Boomer Esiason, Sept. 28, 1986 vs. Chicago
	4	Boomer Esiason, Sept. 27, 1992 vs. Minnesota

RECEIVING

— TOTAL RECEPTIONS —

CAREER	530	Carl Pickens	1992-99
	417	Cris Collinsworth	1981-88
	416	Isaac Curtis	1973-84
	386	Darnay Scott	1994-2001
	363	Eddie Brown	1985-91

SEASON	100	Carl Pickens	1996
	99	Carl Pickens	1995
	82	Carl Pickens	1998
	71	Dan Ross	1981
	71	Carl Pickens	1994

GAME	13	Carl Pickens, Oct. 11, 1998 vs. Pittsburgh
	12	James Brooks, Dec. 25, 1989 at Minnesota
	12	Carl Pickens, Nov. 10, 1996 vs. Pittsburgh
	11	Tim McGee, Nov. 19, 1989 vs. Detroit
	11	Carl Pickens, Nov. 13, 1994 vs. Houston
	11	Carl Pickens, Dec. 10, 1995 vs. Chicago
	11	Carl Pickens, Nov. 24, 1996 vs. Atlanta
	10	9 times; most recent: Peter Warrick, Dec. 30, 2001 vs. Pittsburgh

— YARDAGE —

CAREER	7,101	Isaac Curtis	1973-84
	6,887	Carl Pickens	1992-99
	6,698	Cris Collinsworth	1981-88
	6,134	Eddie Brown	1985-91
	5,975	Darnay Scott	1994-2001

SEASON	1,273	Eddie Brown	1988
	1,234	Carl Pickens	1995
	1,211	Tim McGee	1989
	1,180	Carl Pickens	1996
	1,130	Cris Collinsworth	1983

GAME	216	Eddie Brown, Nov. 6, 1988 vs. Pittsburgh
	206	Cris Collinsworth, Oct. 2, 1983 vs. Baltimore
	204	Carl Pickens, Oct. 11, 1998 vs. Pittsburgh
	201	John McDaniel, Dec. 6, 1976 at Oakland
	200	Charlie Joiner, Nov. 23, 1975 at Cleveland

— AVERAGE YARDS PER RECEPTION —

CAREER	18.1	Billy Brooks (93-1,683)	1976-79
	17.8	Charlie Joiner (82-1,463)	1972-75
	17.1	Isaac Curtis (416-7,101)	1973-84
	16.9	Eddie Brown (363-6,134)	1985-91
	16.7	Tim McGee (282-4,703)	1986-92, 94

SEASON	24.0	Eddie Brown (53-1,273)	1988
	22.6	Bob Trumpy (37-835)	1969
	21.4	Eric Crabtree (40-855)	1969
	21.2	Isaac Curtis (44-934)	1975
	21.1	Isaac Curtis (30-633)	1974

PUNTING

— YARDS PER PUNT —

CAREER	43.7	Dave Lewis	1970-73
	43.2	Lee Johnson	1988-98
	41.9	Pat McNally	1976-85

SEASON*	46.2	Dave Lewis (79-3,651)	1970
	45.4	Pat McNally (72-3,272)	1981
	45.4	Lee Johnson (80-3,630)	1996
	44.8	Dave Lewis (72-3,239)	1971
	44.7	Lee Johnson (69-3,083)	1998

*Minimum 40 punts

GAME	63.0	Will Brice (3-189), Sept. 12, 1999 at Tennessee
	55.6	Pat McNally (3-167), Sept. 27, 1981 vs. Buffalo
	55.0	Lee Johnson (4-220), Oct. 24, 1993 at Houston
	54.8	Pat McNally (5-274), Oct. 21, 1979 at Cleve.

— LONGEST PUNTS —

	73	Brad Costello, Dec. 13, 1998 at Indianapolis
	72	Will Brice, Sept. 12, 1999 at Tennessee
	70	Lee Johnson, Sept. 23, 1990 vs. New England
	70	Lee Johnson, Oct. 22, 1990 at Cleveland
	69	Lee Johnson, Dec. 6, 1998 vs. Buffalo

— PUNT YARDAGE —

CAREER	32,196	Lee Johnson	1988-98
	29,307	Pat McNally	1976-85
	12,447	Dave Lewis	1970-73
	5,805	Dale Livingston	1968-69
	5,356	Dave Green	1974-75

SEASON	3,954	Lee Johnson	1993
(Total)	3,919	Pat McNally	1978
	3,775	Daniel Pope	2000
	3,678	Pat McNally	1979
	3,651	Dave Lewis	1970

SEASON	260.8	Dave Lewis (3,651yds/14g)	1970
(Avg. per game)	247.1	Lee Johnson (3,954yds/16g)	1993
	244.9	Pat McNally (3,919yds/16g)	1978
	235.9	Daniel Pope (3,775yds/16g)	2000

GAME	483	Dave Lewis, Sept. 26, 1971 at Pittsburgh
	474	Lee Johnson, Nov. 2, 1997 vs. San Diego
	465	Scott Fulhage, Oct. 4, 1987 vs. San Diego
	443	Daniel Pope, Oct. 15, 2000 at Pittsburgh

— TOTAL PUNTS —

CAREER	746	Lee Johnson	1988-98
	700	Pat McNally	1976-85
	285	Dave Lewis	1970-73

SEASON	94	Daniel Pope	2000
	91	Pat McNally	1978
	90	Lee Johnson	1993
	89	Pat McNally	1979

GAME	11	Lee Johnson, Nov. 2, 1997 vs. San Diego
	10	6 times; most recent: Daniel Pope, Oct. 15, 2000 at Pittsburgh

PUNT RETURNS

— YARDS PER RETURN —

CAREER*	10.4	Mitchell Price (49-510)	1990-93
	9.9	Mike Martin (140-1,381)	1983-89
	9.6	Corey Sawyer (50-482)	1994-98
	9.2	Lemar Parrish (130-1,201)	1970-77
	8.6	Tommy Casanova (91-784)	1972-77

*Minimum 40 returns

SEASON*	18.8	Lemar Parrish (18-338)	1974
	15.7	Mike Martin (24-376)	1984
	11.8	Corey Sawyer (26-307)	1994
	11.6	Tony Davis (19-220)	1977
	11.0	Tommy Casanova (24-265)	1974

*Minimum 1.25 returns per game in season

— TOTAL RETURNS —

CAREER	140	Mike Martin	1983-89
	130	Lemar Parrish	1970-77
	91	Tommy Casanova	1972-77
	51	Essex Johnson	1968-75

SEASON	43	Patrick Robinson	1993
	34	Craig Yeast	2000
	32	Vaughn Lusby	1979
	32	Mike Martin	1985

GAME	7	Tony Davis, Nov. 27, 1977 vs. N.Y. Giants
	7	Craig Yeast, Sept. 10, 2000 vs. Cleveland
	6	3 times; most recent: John Simmons, Nov. 20, 1983 vs. Houston

— TOTAL YARDS —

CAREER	1,381	Mike Martin	1983-89
	1,201	Lemar Parrish	1970-77
	784	Tommy Casanova	1972-77
	510	Mitchell Price	1990-93
	482	Corey Sawyer	1994-98

SEASON	376	Mike Martin	1984
	338	Lemar Parrish	1974
	307	Corey Sawyer	1994
	305	Patrick Robinson	1993
	289	Tommy Casanova	1972

GAME	126	T.J. Houshmandzadeh, Nov. 25, 2001 at Cleve.
	106	Tommy Casanova, Oct. 8, 1972 vs. Denver
	100	Carl Pickens, Sept. 20, 1992 at Green Bay
	95	Lemar Parrish, Oct. 6, 1974 vs. Washington
	94	Lemar Parrish, Sept. 15, 1974 vs. Cleveland

— LONGEST PUNT RETURNS —

	95	Carl Pickens, Sept. 20, 1992 at Green Bay (TD)
	90	Lemar Parrish, Oct. 6, 1974 vs. Washington (TD)
	86	Craig Yeast, Nov. 21, 1999 vs. Baltimore (TD)
	86	T.J. Houshmandzadeh, Nov. 25, 2001 at Cleve.
	82	Corey Sawyer, Sept. 25, 1994 at Houston (TD)
	82	Peter Warrick, Dec. 17, 2000 vs. Jacksonville (TD)

KICKOFF RETURNS

— YARDS PER RETURN —

CAREER*	24.7	Lemar Parrish (61-1,504)	1970-77
	24.5	Tremain Mack (146-3,583)	1997-2000
	23.8	Willie Shelby (49-1,164)	1976-77
	23.1	Paul Robinson (40-924)	1968-72
	22.7	David Dunn (104-2,361)	1995-98

*Minimum 40 returns

SEASON*	27.1	Tremain Mack (51-1,382)	1999
	25.9	Tremain Mack (45-1,165)	1998
	25.4	Willie Shelby (30-761)	1976
	24.8	Bernard Jackson (21-520)	1973
	24.2	Bernard Jackson (21-509)	1972

*Minimum 1.25 returns per games in season

— TOTAL RETURNS —

CAREER	146	Tremain Mack	1997-2000
	136	Stanford Jennings	1984-90
	115	Eric Ball	1989-94
	104	David Dunn	1995-98
	96	Bernard Jackson	1972-76

SEASON	55	Deacon Turner	1979
	51	Tremain Mack	1999
	50	David Dunn	1995
	50	Tremain Mack	2000
	48	Mike Martin	1985

GAME	8	Eric Bieniemy, Nov. 30, 1997 at Philadelphia
	7	7 times; most recent: Tremain Mack, Nov. 7, 1999 at Seattle

— TOTAL YARDS —

CAREER	3,583	Tremain Mack	1997-2000
	2,752	Stanford Jennings	1984-90
	2,474	Eric Ball	1989-94
	2,361	David Dunn	1995-98
	2,298	Bernard Jackson	1972-76

SEASON	1,382	Tremain Mack	1999
	1,165	Tremain Mack	1998
	1,149	Deacon Turner	1979
	1,104	Mike Martin	1985
	1,092	David Dunn	1995

GAME	212	Tremain Mack, Nov. 1, 1998 vs. Denver
	201	Eric Bieniemy, Oct. 26, 1997 at N.Y. Giants
	192	Stanford Jennings, Nov. 13, 1988 at Kansas City
	189	Tremain Mack, Sept. 27, 1998 at Baltimore
	189	Tremain Mack, Dec. 5, 1999 vs. San Francisco

— LONGEST KICKOFF RETURNS —

102	Eric Bieniemy, Oct. 26, 1997 at N.Y. Giants (TD)
99	Tremain Mack, Nov. 14, 1999 vs. Tenn. (TD)
98	Stanford Jennings, Nov. 13, 1988 at K.C. (TD)
97	Willie Shelby, Oct. 3, 1976 at Cleveland (TD)
97	Tremain Mack, Sept. 27, 1998 at Baltimore (TD)
95	Lemar Parrish, Nov. 8, 1970 at Buffalo (TD)
94	Tim McGee, Oct. 23, 1986 vs. Minnesota
90	David Dunn, Nov. 10, 1996 vs. Pittsburgh (TD)

INTERCEPTIONS

— NUMBER —

CAREER	65	Ken Riley	1969-83
	33	Louis Breedon	1978-87
	31	David Fulcher	1986-92
	25	Lemar Parrish	1970-77
	17	Tommy Casanova	1972-77

SEASON	9	Ken Riley	1976
	8	Ken Riley	1983
	8	David Fulcher	1989
	8	Ashley Ambrose	1996

GAME	3	Lemar Parrish, Dec. 17, 1972 at Houston
	3	Ken Riley, Dec. 12, 1976 at N.Y. Jets
	3	Louis Breedon, Dec. 14, 1980 at Chicago
	3	Ken Riley, Nov. 28, 1982 vs. L.A. Raiders
	3	David Fulcher, Oct. 1, 1989 at Kansas City
	3	David Fulcher, Dec. 17, 1989 vs. Houston

— RETURN YARDAGE —

CAREER	596	Ken Riley	1969-83
	558	Louis Breedon	1978-87
	354	Lemar Parrish	1970-77
	305	Ray Griffin	1978-84
	289	Darryl Williams	1992-95, 2000-01

SEASON	167	Ray Griffin	1979
	145	Louis Breedon	1981
	141	Ken Riley	1976
	126	Darryl Williams	1993
	121	Ray Horton	1983

— LONGEST RETURNS —

102	Louis Breedon, Nov. 8, 1981 at San Diego (TD)
97	Darryl Williams, Nov. 7, 1993 vs. Pittsburgh (TD)
96	Ray Griffin, Nov. 11, 1979 vs. San Diego (TD)
70	Harry Gunner, Oct. 26, 1969 at Kansas City (TD)
70	Louis Breedon, Nov. 11, 1984 at Pittsburgh

— INTERCEPTIONS RETURNED FOR TDs —

CAREER	5	Ken Riley	1969-83
	4	Lemar Parrish	1970-77
	3	Ray Griffin	1978-84
	3	James Griffin	1983-85
	3	James Francis	1990-98

SEASON	2	Lemar Parrish	1972
	2	Tommy Casanova	1976
	2	Scott Perry	1978
	2	Ray Griffin	1980
	2	Ken Riley	1983

GAME	2	Lemar Parrish, Dec. 17, 1972 at Houston
-------------	---	---

SACKS

CAREER	83.5	Eddie Edwards	1977-88
	62.5	Reggie Williams	1976-89
	59.0	Ross Browner	1978-86
	49.0	Mike Reid	1970-74
	45.5	Ron Carpenter	1970-76

SEASON	22.0	Coy Bacon	1976
	13.0	Mike Reid	1973
	13.0	Ron Carpenter	1974
	13.0	Eddie Edwards	1983

GAME	5.0	Mike Reid, Oct. 15, 1972 at Kansas City
	5.0	Eddie Edwards, Dec. 21, 1980 vs. Cleveland
	4.0	Andy Rice, Oct. 20, 1968 vs. Miami
	4.0	Andy Rice, Nov. 17, 1969 at Miami
	4.0	Alfred Williams, Oct. 16, 1994 at Pittsburgh

BENGALS TEAM RECORDS (REGULAR SEASON)

WINS/LOSSES

— GAMES WON —

SEASON	12	1970 (7) & 1971 (1)
	12	1988
	11	1975

— WINNING PERCENTAGE —

SEASON	.786 (11-3)	1975
	.750 (12-4)	1981
	.750 (12-4)	1988

— CONSECUTIVE GAMES WON —

ALL GAMES	8	1970 (7) & 1971 (1)
	7	1973 (6) & 1974 (1)

HOME GAMES	10	1988 (8) & 1989 (2)
	9	1975 (3) & 1976 (6)
	8	1973 (7) & 1974 (1)

ROAD GAMES	4	1973 (2) & 1974 (2)
	4	1975
	4	1981

ONE SEASON	7	1970 (Gms. 8-14)
	6	1973 (Gms. 9-14)
	6	1975 (Gms. 1-6)
	6	1988 (Gms. 1-6)

— GAMES LOST —

SEASON	13	1991
	13	1993
	13	1994
	13	1998

— LOWEST WINNING PERCENTAGE —

SEASON	.188 (3-13)	1991
	.188 (3-13)	1993
	.188 (3-13)	1994
	.188 (3-13)	1998

— CONSECUTIVE GAMES LOST —

ALL GAMES	11	1992 (1) & 1993 (10)
	9	1977 (1) & 1978 (8)
	9	1993 (1) & 1994 (8)
	9	1998 (Games 6-14)

HOME GAMES	11	1998 (5) & 1999 (6)
	6	1987
	6	1992 (1) & 1993 (5)

ROAD GAMES	15	1992 (3), 1993 (8) & 1994 (4)
	10	1979 (8) & 1980 (2)
	10	1990 (2) & 1991 (8)

ONE SEASON	10	1993 (Gms. 1-10)
	9	1998 (Gms. 6-14)
	8	3 times; most recent: 1994 (Gms. 1-8)

SCORING

— POINTS —

SEASON	448	1988
	441	1985
	421	1981
	409	1986
	404	1989

GAME	61	Dec. 17, 1972 at Houston
	61	Dec. 17, 1989 vs. Houston
	56	Oct. 29, 1989 vs. Tampa Bay
	55	Nov. 6, 1983 at Houston

HALF	45	Dec. 17, 1972 at Houston (2nd half)
	41	Dec. 21, 1975 vs. San Diego (1st half)
	38	Dec. 20, 1970 vs. Boston (1st half)
	38	Nov. 20, 1983 vs. Houston (1st half)

QUARTER

28	— Dec. 17, 1972 at Houston (4th qtr)
28	— Oct. 23, 1988 vs. Houston (1st qtr)
28	— Nov. 19, 1989 vs. Detroit (2nd qtr)
27	— Oct. 5, 1986 at Green Bay (2nd qtr)
27	— Dec. 21, 1975 vs. San Diego (1st qtr)

Note: Bengals' highest point total in a 3rd quarter is 21 (five times); most recent: Dec. 17, 1989 vs. Houston

— POINTS ALLOWED —

SEASON	460	1999
	452	1998
	437	1985
	435	1991
	421	1979

GAME	51	Sept. 9, 1979 at Buffalo
	50	Dec. 20, 1982 at San Diego
	49	Nov. 19, 1995 vs. Pittsburgh
	48	Oct. 14, 1990 at Houston
	48	Nov. 26, 2000 vs. Pittsburgh

— FEWEST POINTS ALLOWED —

SEASON	177	1982 (9 games)
(Total)	210	1976
	229	1972
	231	1973
	235	1977

SEASON	15.0	1976
(Avg. per game)	16.4	1972
	16.5	1973
	16.8	1977
	17.6	1975

GAME	0	7 times; most recent: Dec. 3, 1989 at Cleveland
------	---	---

— TOUCHDOWNS —

SEASON	59	1988
	53	1985
	52	1989
	51	1981
	51	1986

GAME	8	Oct. 29, 1989 vs. Tampa Bay
	8	Dec. 17, 1989 vs. Houston
	7	6 times; most recent: Dec. 21, 1986 vs. N.Y. Jets

— RUSHING TOUCHDOWNS —

SEASON	27	1988
	24	1983
	24	1986
	23	1979
	23	1997

GAME	5	Nov. 6, 1983 at Houston
	5	Oct. 23, 1988 vs. Houston
	4	7 times; most recent: Dec. 12, 1999 vs. Cleveland

— PASSING TOUCHDOWNS —

SEASON	32	1989
	31	1985
	30	1981
	29	1995
	28	1988

GAME	6	Oct. 29, 1989 vs. Tampa Bay
	5	Dec. 17, 1989 vs. Houston
	5	Dec. 21, 1986 vs. N.Y. Jets

— TDS BY RETURN & RECOVERY —

SEASON	6	1970
	6	1976
	5	1972
	5	1978
	5	1983

(Bengals Team Records, continued)

— TDS BY RETURN & RECOVERY (cont'd) —

GAME	3 — Nov. 8, 1970 at Buffalo
	3 — Dec. 17, 1972 at Houston
	3 — Sept. 3, 1978 vs. Kansas City
	2 — 7 times

— FIELD GOALS —

SEASON	29 1995
(Total)	28 1994
	27 1972
	25 1970
	25 1987

SEASON	1.93 1972
(Avg. per game)	1.81 1995
	1.79 1970
	1.75 1994
	1.56 1987

GAME	6 — Nov. 6, 1994 at Seattle
	5 — 5 times; most recent: Sept. 3, 1995 at Indianapolis

— POINTS AFTER TOUCHDOWN —

SEASON	56 1988
	50 1986
	50 1989
	49 1981
	49 1985

GAME	8 — Oct. 29, 1989 vs. Tampa Bay
	7 — 5 times

— SAFETIES —

SEASON	3 1993
	2 4 times; most recent: 1995

GAME	1 25 times
------	------------------

NET TOTAL OFFENSE

— YARDS GAINED —

SEASON	6,490 1986
	6,101 1989
	6,057 1988
	5,968 1981
	5,900 1985

GAME	621 — Dec. 21, 1986 vs. N.Y. Jets
	584 — Dec. 7, 1986 at New England
	584 — Dec. 17, 1989 vs. Houston
	582 — Oct. 7, 1990 at L.A. Rams
	571 — Nov. 22, 1981 vs. Denver

— FIRST DOWNS —

SEASON	361 1981
	351 1988
	348 1986
	348 1989
	344 1985

GAME	35 — Dec. 17, 1989 vs. Houston
	34 — Nov. 17, 1975 vs. Buffalo
	34 — Dec. 7, 1975 at Philadelphia
	34 — Nov. 27, 1988 vs. Buffalo
	34 — Dec. 4, 1997 vs. Tennessee

RUSHING

— YARDS GAINED —

SEASON	2,710 1988
	2,533 1986
	2,483 1989
	2,329 1979
	2,314 2000

GAME	407 — Oct. 22, 2000 vs. Denver
	300 — Dec. 7, 1986 at New England
	292 — Dec. 3, 2000 vs. Arizona
	279 — Dec. 12, 1999 vs. Cleveland
	276 — Dec. 4, 1997 vs. Tennessee

— ATTEMPTS —

SEASON	563 1988
	560 1979
	542 1983
	540 1984
	538 1987

GAME	61 — Oct. 11, 1987 at Seattle
	55 — Oct. 14, 1973 vs. Pittsburgh
	55 — Dec. 4, 1983 at Pittsburgh
	54 — 3 times; most recent: Dec. 3, 2000 vs. Arizona

— AVERAGE YARDS PER ATTEMPT —

SEASON	4.9 1986
	4.8 1988
	4.69 1989
	4.67 2000
	4.64 1999
	4.636 1971

PASSING

— NET YARDS GAINED —

SEASON	3,995 1981
(Total)	3,957 1986
	3,753 1995
	3,717 1985
	3,618 1989

SEASON	259.9 1982
(Avg. per game)	249.7 1981
	247.3 1986
	234.6 1995
	232.3 1985

GAME	483 — Oct. 7, 1990 at L.A. Rams
	447 — Nov. 19, 1989 vs. Detroit
	441 — Nov. 17, 1975 vs. Buffalo
	416 — Dec. 21, 1986 vs. N.Y. Jets

— COMPLETIONS —

SEASON	334 1995
	332 1981
	322 2001
	316 1996
	307 1998

GAME	40 — Dec. 20, 1982 at San Diego
	35 — Dec. 30, 2001 vs. Pittsburgh
	33 — Nov. 19, 1989 vs. Detroit
	32 — Nov. 10, 1991 vs. Pittsburgh

— ATTEMPTS —

SEASON	602 2001
	586 1995
	563 1996
	550 1981
	548 1999

GAME	68 — Dec. 30, 2001 vs. Pittsburgh
	56 — Dec. 20, 1982 at San Diego
	54 — Dec. 25, 1989 at Minnesota
	53 — Nov. 22, 1987 vs. Pittsburgh

— HAND INTERCEPTED —

SEASON	30 1978
	26 2001
	25 1980
	23 1990
	22 1984

GAME	5; 6 times; most recent: Nov. 25, 2001 at Cleve.
------	--

INTERCEPTIONS

SEASON	34	1996
	27	1971
	26	1976
	25	1984
	23	1970
	23	1983
GAME	6 — Nov. 28, 1971 vs. San Diego	
	6 — Dec. 12, 1976 at N.Y. Jets	

SACKS

— BY BENGALS DEFENSE —

SEASON	48	2001
(Total)	46	1976
	45	1992
	43	1973
SEASON	3.29	1976
(Avg. per game)	3.07	1973
	3.00	2001
	2.81	1992
GAME	8 — Oct. 16, 1994 at Pittsburgh	
	8 — Dec. 9, 2001 vs. Jacksonville	
	7 — 6 times; most recent: Nov. 21, 1999 vs. Baltimore	

— ALLOWED BY BENGALS OFFENSE —

SEASON	63	1979
(Total)	57	1969
	53	1993
	53	1998
SEASON	4.07	1969
(Avg. per game)	3.94	1979
	3.31	1993
	3.31	1998
GAME	10 — Nov. 29, 1992 vs. Pittsburgh	
	10 — Oct. 19, 1969 vs. Denver	
	10 — Oct. 13, 1996 at Pittsburgh	

PENALTIES

— FEWEST PENALTIES INCURRED —

SEASON	50	1969
	55	1968
	56	1982 (9 games)
	69	1998
	71	1970

— LEAST PENALTY YDG. INCURRED —

SEASON	475	1982 (9 games)
(Total)	556	1969
	618	1994
	620	1998
	627	1990
SEASON	38.6	1994
(Avg. per game)	38.8	1998

— MOST PENALTIES INCURRED —

SEASON	126	1999
	118	1980
	111	1986
	110	1978
	110	1985
GAME	16 — Oct. 6, 1985 vs. N.Y. Jets	
	16 — Nov. 7, 1999 at Seattle	
	15 — 3 times; most recent: Nov. 21, 1999 vs. Baltimore	

— MOST PENALTY YDG. INCURRED —

SEASON	1,027	1999
(Total)	956	1978
	949	1980
	921	1971
	896	1981
SEASON	65.8	1971
(Avg. per game)	64.2	1999
GAME	133 — Oct. 1, 1978 at San Francisco	
	132 — Nov. 1, 1987 vs. Houston	

DEFENSE • MISCELLANEOUS

— FEWEST YARDS ALLOWED —

SEASON	2,893	1982 (9 games)
(Total)	3,552	1972
	3,670	1976
	3,705	1973
	3,906	1971
SEASON	253.3	1972
(Avg. per game)	262.1	1976
	264.6	1973
	270.4	1983
	279.0	1971

GAME	36 — Sept. 26, 1976 vs. Green Bay
	72 — Dec. 12, 1976 at N.Y. Jets
	130 — Nov. 28, 1971 vs. San Diego
	137 — Sept. 17, 1972 at New England
	138 — Oct. 14, 1973 vs. Pittsburgh

— FEWEST FIRST DOWNS ALLOWED —

GAME	6 — Oct. 14, 1973 vs. Pittsburgh
	6 — Dec. 12, 1976 at N.Y. Jets
	7 — Sept. 26, 1976 vs. Green Bay
	8 — Nov. 30, 1969 at Buffalo
	8 — Dec. 20, 1970 vs. Boston
	8 — Nov. 28, 1971 vs. San Diego

— FEWEST RUSHING YARDS ALLOWED —

GAME	11 — Dec. 12, 1999 vs. Cleveland
	26 — Sept. 19, 1982 at Pittsburgh
	27 — Oct. 13, 1985 vs. N.Y. Giants
	27 — Sept. 15, 1996 vs. New Orleans

— FEWEST NET YDS. PASSING ALLOWED — (completion yardage minus sack yardage)

GAME	-35 — Sept. 26, 1976 vs. Green Bay
	-5 — Dec. 12, 1976 at N.Y. Jets
	-4 — Oct. 4, 1981 at Houston
	3 — Sept. 15, 1974 vs. Cleveland
	19 — Nov. 24, 1991 vs. L.A. Raiders

— FEWEST PASS ATTEMPTS ALLOWED —

GAME	6 — Oct. 4, 1981 at Houston
	9 — Nov. 24, 1985 at Cleveland
	9 — Oct. 17, 1977 at Pittsburgh
	10 — Oct. 3, 1971 at Green Bay
	10 — Nov. 24, 1991 vs. L.A. Raiders

— FEWEST PASS COMPLETIONS ALLOWED —

GAME	1 — Oct. 4, 1981 at Houston
	4 — Oct. 3, 1971 at Green Bay
	4 — Nov. 24, 1991 vs. L.A. Raiders
	5 — 5 times; most recent: Nov. 24, 1985 at Cleveland

OPPONENTS SINGLE-GAME RECORDS VS. BENGALS

(Compiled by Jim Blount)

— POINTS —

- 24 Roland Hooks, Sept. 9, 1979 at Buffalo (4 rush TD)
- 24 Az-Zahir Hakim, Oct. 3, 1999 vs. St. Louis (3 rec. TD, 1 PR TD)
- 19 Pat Leahy, Sept. 16, 1984 at N.Y. Jets (5 FG, 4 PAT)

— TOUCHDOWNS —

- 4 Roland Hooks, Sept. 9, 1979 at Buffalo (4 rush TD)
- 4 Az-Zahir Hakim, Oct. 3, 1999 vs. St. Louis (3 rec. TD, 1 PR TD)

— FIELD GOALS —

- 5 Pat Leahy, Sept. 16, 1984 at N.Y. Jets (5-for-5)
- 5 Nick Lowery, Nov. 13, 1988 at Kansas City (5-for-5)
- 5 Rich Karlis, Dec. 25, 1989 at Minnesota (5-for-6)
- 5 Matt Stover, Oct. 29, 1995 vs. Cleveland (5-for-5)
- 5 Matt Stover, Dec. 26, 1999 at Baltimore (5-for-5)

— LONGEST FIELD GOALS —

- 60 Steve Cox, Oct. 21, 1984 vs. Cleveland
- 54 Eddie Murray, Dec. 11, 1983 vs. Detroit
- 53 Raul Allegre, Oct. 2, 1983 vs. Baltimore
- 53 Dean Biasucci, Sept. 12, 1993 vs. Indianapolis
- 53 Michael Husted, Oct. 8, 1995 at Tampa Bay

— RUSHING YARDS —

- 227 Priest Holmes, Nov. 22, 1998 vs. Baltimore (36 att)
- 215 Terrell Davis, Sept. 21, 1997 at Denver (27 att)
- 202 Earl Campbell, Oct. 26, 1980 at Houston (27 att)
- 202 Freeman McNeil, Jan. 9, 1983 vs. N.Y. Jets (playoffs) (21 att)
- 197 O.J. Simpson, Nov. 17, 1975 vs. Buffalo (17 att)
- 188 Anthony Thomas, Oct. 21, 2001 vs. Chicago (22 att)
- 185 Barry Sanders, Sept. 13, 1998 at Detroit (26 att)
- 182 Greg Pruitt, Dec. 17, 1978 vs. Cleveland (22 att)
- 182 Earl Campbell, Oct. 4, 1981 at Houston (37 att)
- 181 Eddie George, Oct. 8, 2000 vs. Tennessee (36 att)

— RUSHING ATTEMPTS —

- 45 Jamie Morris, Dec. 17, 1988 vs. Washington-OT (152 yds)
- 41 Franco Harris, Oct. 17, 1976 at Pittsburgh (143 yds)
- 40 Adrian Murrell, Sept. 28, 1997 vs. N.Y. Jets (156 yds)

— RUSHING TOUCHDOWNS —

- 4 Roland Hooks, Sept. 9, 1979 at Buffalo
- 3 several times

— PASSING YARDS —

- 513 Phil Simms, Oct. 13, 1985 vs. N.Y. Giants (40 of 62)
- 450 Dan Marino, Oct. 1, 1995 vs. Miami (33 of 48)
- 437 Jeff Garcia, Dec. 5, 1999 vs. San Francisco (33 of 49)
- 435 Dan Fouts, Dec. 20, 1982 at San Diego (25 of 40)
- 392 Jim Kelly, Oct. 21, 1991 at Buffalo (18 of 27)

— PASS ATTEMPTS —

- 63 Elvis Grbac, Sept. 23, 2001 vs. Baltimore (33 of 63)
- 62 Phil Simms, Oct. 13, 1985 vs. N.Y. Giants (40 of 62)
- 54 Jerry Rhone, Dec. 13, 1970 at Houston (27 of 54)
- 53 Troy Aikman, Dec. 14, 1997 vs. Dallas (28 of 53)

— PASS COMPLETIONS —

- 40 Phil Simms, Oct. 13, 1985 vs. N.Y. Giants (40 of 62)
- 33 Dan Marino, Oct. 1, 1995 vs. Miami (33 of 48)
- 33 Elvis Grbac, Sept. 23, 2001 vs. Baltimore (33 of 63)
- 31 Brett Favre, Dec. 3, 1995 at Green Bay (31 of 43)

— TOUCHDOWN PASSES —

- 5 Warren Moon, Oct. 14, 1990 at Houston
- 5 Jim Kelly, Oct. 21, 1991 at Buffalo
- 5 Warren Moon, Oct. 11, 1992 vs. Houston

— PASSES HAD INTERCEPTED —

- 5 Daryle Lamonica, Nov. 2, 1969 vs. Oakland (44 passes)
- 4 several times

— PASS RECEPTIONS —

- 14 Jimmy Smith, Jan. 2, 2000 at Jacksonville (165 yds)
- 14 Art Monk, Dec. 15, 1985 at Washington (230 yds)
- 12 Mark Bavaro, Oct. 13, 1985 vs. N.Y. Giants (176 yds)

— RECEIVING YARDS —

- 260 Wes Chandler, Dec. 20, 1982 at San Diego (10 catches)
- 230 Art Monk, Dec. 15, 1985 at Washington (13 catches)
- 220 James Lofton, Oct. 21, 1991 at Buffalo (8 catches)
- 215 Jerry Rice (S.F.), Jan. 22, 1989 (Super Bowl XXIII) (11 catches)
- 198 Roger Carr, Sept. 19, 1976 at Baltimore (6 catches)

— RECEIVING TOUCHDOWNS —

- 3 Warren Wells, Dec. 7, 1969 at Oakland
- 3 Roger Carr, Sept. 19, 1976 at Baltimore
- 3 Haywood Jeffries, Oct. 11, 1992 vs. Houston
- 3 Haywood Jeffries, Nov. 14, 1993 vs. Houston
- 3 Az-Zahir Hakim, Oct. 3, 1999 vs. St. Louis

— INTERCEPTIONS —

- 3 Mike Wagner, Oct. 28, 1973 at Pittsburgh
- 3 Lee Roy Jordan, Nov. 4, 1973 at Dallas
- 3 Anthony Leonard, Oct. 1, 1978 at San Francisco
- 3 Todd Scott, Sept. 27, 1992 vs. Minnesota

— LONGEST INTERCEPTION RETURNS —

- 98 Darrol Ray, Jan. 9, 1983 vs. N.Y. Jets (playoffs) (TD)
- 76 Clay Matthews (36 yds.), lateral to Carl Hairston (40), Dec. 13, 1987 at Cleveland
- 74 George Teague, Dec. 3, 1995 at Green Bay
- 70 Harvey Clayton, Oct. 10, 1983 vs. Pittsburgh (TD)

— TOTAL PUNTS —

- 12 Bill Van Heusen, Oct. 6, 1968 at Denver (532 yds)
- 12 Josh Miller, Oct. 15, 2000 at Pittsburgh (526 yds)

— LONGEST PUNTS —

- 76 Lee Johnson, Sept. 9, 2001 vs. New England
- 74 Dan Pastorini, Oct. 24, 1976 at Houston
- 72 Brian Hansen, Oct. 17, 1993 vs. Cleveland
- 72 Sean Landeta, Sept. 20, 1998 vs. Green Bay

— TOTAL KICKOFF RETURNS —

- 7 Al Hunter, Sept. 25, 1977 vs. Seattle (146 yds)
- 7 Dino Hall, Nov. 29, 1981 at Cleveland (169 yards)

— KICKOFF RETURN YARDS —

- 229 Desmond Howard, Oct. 28, 2001 at Detroit (5 ret)
- 169 Dino Hall, Nov. 29, 1981 at Cleveland (7 ret)
- 166 Darren Lewis, Nov. 8, 1992 at Chicago (4 ret)
- 165 Rod Woodson, Sept. 17, 1989 vs. Pittsburgh (4 ret)

— LONGEST KICKOFF RETURNS —

- 105 Mercury Morris, Sept. 14, 1969 vs. Miami (TD)
- 103 Bob Gresham, Sept. 23, 1973 vs. Houston (TD)
- 101 Derrick Mason, Nov. 18, 2001 vs. Tennessee (TD)
- 100 Max Anderson, Sept. 22, 1968 vs. Buffalo (TD)
- 100 Jon Vaughn, Dec. 20, 1992 vs. New England (TD)

— TOTAL PUNT RETURNS —

- 7 Jon Stagers, Sept. 26, 1971 at Pittsburgh (92 yds)

— PUNT RETURN YARDS —

- 127 Billy (White Shoes) Johnson, Oct. 5, 1975 at Houston (6 ret)
- 115 Eric Metcalf, Sept. 4, 1994 vs. Cleveland (4 ret)
- 112 Lynn Swann, Dec. 14, 1974 at Pittsburgh (3 ret)

— LONGEST PUNT RETURNS —

- 92 Eric Metcalf, Sept. 4, 1994 vs. Cleveland (TD)
- 87 Jermaine Lewis, Sept. 27, 1998 at Baltimore (TD)
- 85 Eric Metcalf, Nov. 2, 1997 vs. San Diego (TD)

STADIUM, MEDIA & NFL



Paul Brown Stadium takes prime spot among world's honored sports venues

Paul Brown Stadium is no longer among the NFL's newest facilities, but it is still very much in the news.

In an industry rarity, the Bengals' three-year-old home was singled out in 2002 by both of the nation's premier architecture magazines. In the May issue of *Architectural Record* and the April edition of *Architecture*, PBS was able to push sports stadiums onto pages usually reserved for the design elite of office buildings, museums and universities.

The *Record* named PBS as one of the four best stadiums in the world that "help prove traditional architecture needn't be the answer to the problem of how to design sports stadiums that can provide iconic imagery to help revitalize cities."

Both magazines emphasized the skill with which NBBJ, the stadium's Los Angeles-based architecture firm, was able to integrate the open-air stadium design with the city.

In its April story on PBS, *Architecture* noted: "(The stadium) is sliced open at the corners to reveal dramatic views of the (downtown) skyline and the (Ohio) river. Opening the corners of the stadium was both good urban design and good business."

The two stories came on the heels of PBS receiving the 2001 Merit Award from the American Institute of Architects (California Council). It marked the first time for an NFL stadium to receive the award from the prestigious AIA. And in May of 1998, well before its completion, studies of the stadium's design led to its being among 15 winners from a field of more than 300 projects for an American Architecture Award.

"In the best of the new stadiums, the experience of just walking in wakes you up," says Bengals

president Mike Brown. "It's exciting just to be there. From day one, we made this a goal for our new stadium. We want it to be the best setting for pro football in the country, and we think our fans agree that it is."

The Bengals have hosted the nine largest crowds ever to see a sports event in Cincinnati during their first two seasons at PBS, including a record 64,217 on Oct. 14, 2001 vs. Cleve-

land. That game and a number of others were sellouts for local TV coverage, but attendance has not yet reached the official capacity mark of 65,341 because NFL sellout policy does not include the private suite and club areas. Those seats in PBS are sold only on a season-long basis, and not all were sold for the 2000 or 2001 seasons.

Before PBS, the largest crowd for a sports event in Cincinnati was 60,284, for a Bengals-Browns game on Oct. 17, 1971 at Riverfront Stadium (later renamed Cinergy Field). The largest crowd in Cincinnati history for a sports event other than a Bengals game is 56,393, for Game 5 of the World Series between the Cincinnati Reds and Boston Red Sox at Riverfront Stadium on Oct. 16, 1975.

Named for the Pro Football Hall of Fame legend



**PAUL BROWN
STADIUM**



who founded both the Cleveland Browns and Bengals franchises, Paul Brown Stadium includes 114 private suites and 7800 club seats.

PBS has been a catalyst for Cincinnati's "Rebirth of the Riverfront." It is the first completed project of a major renewal, forming the western bookend of an area to be bordered on the east by a new Reds baseball stadium. In between will be dramatic park land, new housing, and other attractions headlined by the National Underground Railroad Freedom Center, a world-class museum celebrating Cincinnati's role as a transit point for runaway slaves during the mid-1800s.

Bill Koch, sports columnist for *The Cincinnati Post*, wrote just prior to PBS' opening that the stadium "celebrates its setting."

"From the west side," Koch went on, "you gaze into Price Hill, with Union Terminal off in the distance. From the east, you walk through the club lounge and see the river, the Roebling Suspension Bridge and the downtown skyline. You are not in Anytown, USA. You are unmistakably in Cincinnati."

Though hailed for its futuristic design, the stadium's primary purpose is to serve as a premier venue for watching football. Almost 70 percent of the seats are along the sidelines, positioned for superior sight lines to the field.

In the area of fan amenities, Paul Brown Stadium set new industry standards upon its opening. The list includes:

- Two super-sized video boards with state-of-the-art LED technology.
- More than 1200 restroom fixtures — one for every 50 fans, the best ratio in the NFL.
- More than 400 "points of sale" for food and beverages, again the best ratio in the NFL.
- Seats in most areas of 20 inches in width, larger than the industry standard of 19 inches.
- Extra-wide concourses — more than twice as wide as those at Cinergy Field — to help fans visit concession stands and restrooms without crowding.
- A distributed sound system to provide crystal-clear audio for fans seated in all areas.
- The NFL's only LED sideline boards, capable of showing video graphics and statistical information.

The stadium also carries a crucial link to the past. In an era when many sports facilities carry corporate names for naming rights fees, Cincinnati's stadium bears only the name of the late Paul Brown.

"We like the fact that our stadium name honors the tradition of the NFL," said Mike Brown. "Many names now don't have anything to do with the game."

Additional facts and figures on Paul Brown Stadium:

LOCATION: The stadium site is on the western side of Cincinnati's downtown riverfront. It is bordered by Elm Street on the east, Central Avenue on the west, Pete Rose Way on the north and Mehring Way on the south. The southern border of the stadium is one block from the Ohio River, and plans call for it to be connected to the riverfront with a city park.

DIMENSIONS: The stadium site covers approximately 22 acres, and Paul Brown Stadium itself reaches a height of 157 feet.

PLAYING SURFACE: Heated natural grass.

PRIVATE SUITES: Each of the 114 suites features retractable glass windows, allowing fans the option to watch in climate-controlled comfort or to bring in the outdoor experience. Suite holders can enjoy premium parking, an exclusive entrance, specialized catering, personalized concierge service and elegant interior designs. Suites include 12 spacious fixed stadium seats and four elevated seats at a drink rail with a view of the field.

CLUB SEATING: Club patrons enjoy extra-wide, padded seats at the prime football viewing level, with in-seat food and beverage service. Patrons also have access to the Club Level Lounges, featuring fine dining as well as prime views of the downtown skyline or riverfront.

PAUL BROWN

Paul Brown Stadium honors not only the founder and first coach of the Bengals, but a man who was also one of the great innovators in pro football history.

"Whether they know it or not, nearly everyone in football has been affected by Paul Brown," former NFL Commissioner Pete Rozelle said in 1991. "His wealth of ideas changed the game."

Elected in 1967 to the Pro Football Hall of Fame, Brown also was founder and first coach of the Cleveland Browns, whom he guided to seven league championships in their first 12 seasons. He posted a .665 winning percentage over 25 years of pro coaching (222-112-9, including play-offs). Earlier in his career, he created an Ohio dynasty at Massillon High School and coached Ohio State University to a national championship (1942).

Brown pioneered coaching as a year-round profession, invented the draw play, introduced the use of face masks on helmets, initiated film study and classroom instruction of players, and was the first coach to call plays from the sidelines. He also broke the color barrier in modern American pro sports, as his Cleveland team featured black stars Marion Motley and Bill Willis in 1946, a year before Jackie Robinson's debut in Major League Baseball.

Born in Norwalk, Ohio, and reared in Massillon, Brown was Bengals coach and general manager from 1968-75. He stepped down as coach following an 11-3 season in 1975, and continued in the GM's role until his death at age 82 on Aug. 5, 1991.



BENGALS STADIUM FIRSTS & LASTS

NIPPERT STADIUM (1968-69)

FIRST PRESEASON GAME: Aug. 3, 1968

Final Score: Kansas City 38, Bengals 14; **Attendance:** 21,682

FIRST REGULAR-SEASON GAME: Sept. 15, 1968

Final Score: Bengals 24, Denver 10; **Attendance:** 25,049

First Bengals Scoring Play: Dale Livingston 49-yard FG (12:02 left in 3rd quarter)

First Bengals TD: Bob Trumpy 58-yard pass from John Stofa (8:58 left in 3rd quarter)

First Opp. Scoring Play: Bob Humphreys 33-yard FG (3:07 left in 3rd quarter)

First Opp. TD: Eric Crabtree 5-yard pass from Jim Leclair (11:57 left in 4th quarter)

LAST REGULAR-SEASON GAME: Nov. 16, 1969

Final Score: Boston 25, Bengals 14; **Attendance:** 25,913

Last Bengals Scoring Play: Jess Phillips 4-yard TD run; Horst Muhlmann PAT kick (13:10 left in 4th quarter)

Last Opp. Scoring Play: Gino Cappelletti 43-yard FG (7:58 left in 3rd quarter)

Last Opp. TD: Charley Frazier 6-yard pass from Mike Taliaferro; Gino Cappelletti PAT kick (1:24 left in 1st quarter)

BENGALS' TOTAL W-L RECORD AT NIPPERT (REGULAR SEASON): 6-8-0 (.429)

LARGEST CROWD AT NIPPERT: 28,642 on Sept. 29, 1968 — San Diego 31, Bengals 10



Photo courtesy Univ. of Cincinnati

RIVERFRONT STADIUM/CINERGY FIELD (1970-99)

(Note: Stadium was called Riverfront Stadium from 1970-95 and was renamed Cinergy Field in 1996.)

FIRST PRESEASON GAME: Aug. 8, 1970

Final Score: Bengals 27, Washington 12; **Attendance:** 52,299

FIRST REGULAR-SEASON GAME: Sept. 20, 1970

Final Score: Bengals 31, Oakland 21; **Attendance:** 56,616

First Bengals Scoring Play: Sam Wyche 5-yard TD run (13:08 left in 1st quarter)

First Opp. Scoring Play: Fred Biletnikoff 20-yard TD pass from Daryle Lamonica (0:30 left in 1st quarter)

LAST REGULAR-SEASON GAME: Dec. 12, 1999

Final Score: Bengals 44, Cleveland 28; **Attendance:** 59,972

Last Bengals Scoring Play: Darnay Scott 52-yard TD pass from Jeff Blake; Doug Pelfrey PAT kick (3:15 left in 3rd quarter)

Last Opp. Scoring Play: Darrin Chiaverini 19-yard TD pass from Ty Detmer; Phil Dawson PAT kick (0:49 left in 4th quarter)

BENGALS' TOTAL W-L RECORD AT RIVERFRONT/CINERGY (REGULAR SEASON): 128-100-0 (.561)

LARGEST CROWD AT RIVERFRONT/CINERGY: 60,284 on Oct. 17, 1971 — Cleveland 27, Bengals 24



PAUL BROWN STADIUM (2000-PRESENT)

FIRST PRESEASON GAME: Aug. 19, 2000

Final Score: Bengals 24, Chicago 20; **Attendance:** 56,180

FIRST REGULAR-SEASON GAME: Sept. 10, 2000

Final Score: Cleveland 24, Bengals 7; **Attendance:** 64,006

First Bengals Scoring Play: Ron Dugans 4-yard TD pass from Akili Smith (14:33 left in 2nd quarter)


First Opp. Scoring Play: Travis Prentice 16-yard TD run (3:43 left in 1st quarter)

BENGALS' TOTAL W-L RECORD AT PAUL BROWN STADIUM (REGULAR SEASON): 7-9-0 (.438)

LARGEST CROWD AT PAUL BROWN STADIUM: 64,217 on Oct. 14, 2001 — Bengals 24, Cleveland 14



TRAINING CAMP GEORGETOWN COLLEGE



Bengals players report July 25 to training camp at Georgetown (Ky.) College, with the first practice scheduled for the following day.

The training camp facility, officially known as the East Campus Athletic Complex, is one of the finest in use by an NFL team. *Athletic Management*, a national sports management magazine, recognized the facility by awarding it with its 1998 "Excellence in Outdoor Facilities" award.

The Bengals moved their training camp to Georgetown in 1997 after 29 seasons of training at Wilmington (Ohio) College. Georgetown's commitment to meet state-of-the-art standards has brought unprecedented media attention to training camp and has helped the Bengals develop their Central Kentucky fan base.

"There isn't a team in the league that wouldn't like to have its training camp in a facility like this one," said Bengals president Mike Brown.

The centerpiece of the complex is Rawlings

Stadium, which offers permanent stands for 5,000 and is built in a bowl shape that can accommodate seating for up to 20,000 fans. The stadium is designed to provide fans with a festival-like atmosphere, concessions, merchandise, interactive pavilion areas and promotional activities developed by corporate sponsors. For the team, it features locker rooms and showers, weight and aerobic rooms, training facilities, a press box and guest booths, as well as a field with an advanced playing surface – SportGrass, a combination of both natural grass and synthetic materials.

The facility, located about a one-hour drive south from downtown Cincinnati, also includes a conference center used for coaches' classroom instruction and meals, two additional full-size practice fields, apartment-style resident quads for player housing and executive guest townhouses. The complex joins the college's already existing tennis courts, soccer field and baseball field.

TRAINING CAMP DATES: July 25 - August 23.

DIRECTIONS: From downtown Cincinnati, take I-75 South approximately 70 miles to exit 126. Turn right off ramp onto U.S. 460 West. Go through four traffic lights; turn right at the fifth traffic light onto Lemons Mill Rd. (Route 1962 West). Go about one-half mile and look for the large Bengals sign and driveway to the complex on the right.

TRAINING CAMP TELEPHONE: (502) 868-6300.

GEORGETOWN COLLEGE TRAINING CAMP WEB SITE: www.bengalscamp.com.

MEDIA INFORMATION

Cincinnati Bengals

One Paul Brown Stadium
Cincinnati, Ohio 45202
Switchboard: (513) 621-3550
Ticket Office: (513) 621-TDTD (8383)
FAX: (513) 621-3570

Jack Brennan

Public Relations Director
Direct: (513) 455-8347

Patrick J. Combs

Assistant Public Relations Director
Direct: (513) 455-8349

Inky Moore

Public Relations Assistant
Direct: (513) 455-8348

Training Camp (July 25-Aug. 23)

Georgetown (Ky.) College
100 Stadium Drive
Georgetown, KY 40324
Switchboard: (502) 868-6300
Media Room (Press Box): (502) 868-6351
Public Relations FAX: (502) 868-6545

— GAME DAYS —

CREDENTIALS FOR HOME GAMES: To receive a media credential for a Bengals game, one must be a member of an accredited news organization with a legitimate working function that requires access to the stadium. No one under 18 years old may use a credential. Interns of news organizations are not permitted to use credentials (unless prior clearance from the Bengals' public relations department is sought and granted). Media are not permitted to have guests of any kind (executives, sponsors, advertisers, friends, family, etc.) in secured areas of the stadium (in the press box/booth area, on the field, in the locker rooms, etc.) at any time. Credential privileges can and will be revoked if any of these or the following policies are not honored. Credential use is monitored. All credential requests should be made in writing on company letterhead by the media organization's manager — the sports editor of a newspaper, for example, or the sports director of a TV or radio station. Place all requests to the attention of Bengals public relations director Jack Brennan. All requests should be faxed (513-621-3570) by 5 p.m. on the Mondays preceding the games. Please specify the types of credentials required — reporter, photographer or otherwise — and note whether locker room access is necessary. Also note whether you wish to have the credentials mailed or left at will call. All credentials are non-transferable.

MEDIA WILL CALL/MEDIA ENTRANCE: Will call is located on the plaza on north side of the stadium (the downtown side) between Gates B and C. All media must enter Gate B on the plaza on the northwest side (downtown side, close to practice fields) of the stadium. Media will not be admitted through any other entrance. Gate B opens five hours prior to kickoff (at 8 a.m. for a 1 p.m. game). In order to enter the stadium, each reporter or photographer must meet the following three conditions (if any of the three conditions are not met, he/she will not be permitted to enter the stadium): (1) He/she must have the proper credential; (2) he/she must present a photo ID (i.e., driver's license); and (3) His/her name must be on the media list (names should be provided to the Bengals' public relations department by your sports editor/director prior to each home game). All equipment and baggage is subject to visual search.

PRESS BOX/BOOTH: Option No. 1: Enter Gate B on the plaza on the northwest side (downtown side, close to practice fields) of the stadium and turn right. Take the escalator just inside the gate entrance. The escalator terminates one level above the press box. Take a right at the end of the escalator, and descend one flight of stairs and turn right. The press box will be straight ahead inside the glass doors. Option No. 2: Enter Gate B on the plaza on the northwest side (downtown side, close to practice fields) of the stadium and turn right. Follow the concourse and descend the concourse stairs on the west side of the stadium. The elevators are located on the right immediately after the glass wall and escalator. Take an elevator to CS (Club Suite) Level. The press box is adjacent to the elevators.

PHOTOGRAPHERS' WORK AREA: Enter Gate B on the plaza on the northwest side (downtown side, close to practice fields) of the stadium and turn right. Follow the concourse and descend the concourse stairs on the west side of the stadium. The elevators are located on the right immediately after the glass wall and escalator. Take an elevator to FL (Field Level). Turn right into the hallway. Turn left at the southwest truck dock. The arm-band check-in table (photographers must sign an injury waiver form to receive an arm band, which is necessary for field access) will be on the left. The photographers' work area is just inside the door behind the arm-band check-in table.

TELEPHONES IN THE PRESS BOX: In most cases, it is not necessary to order individual telephone lines for games. There are more than two dozen general-use telephones (analog only) located throughout the press box seating area. They provide free local calls, but require an 800 number for long distance service. In addition, four general-use telephones are located in the work room behind the third row of the press box. If a dedicated telephone line in the press box is necessary, please contact Bengals assistant public relations director PJ Combs at (513) 621-3550 no later than 5 p.m. on the Tuesday before the game.

POSTGAME INTERVIEWS/LOCKER ROOM ACCESS: For media with locker room access, the locker rooms are opened for interviews with players and coaches within 12 minutes after the conclusion of a game. Both the Bengals' locker room and the visitors' locker room have news conference rooms for the head coaches' post-game news conferences and any star players' post-game news conferences. Both news conference rooms include built-in multi-box systems for television and radio reporters, as well as proper lighting and audio amplification. Television reporters should set up tripods in the rear of the news conference rooms to reduce congestion around the podium. Since both news conference rooms have direct-access entrances separate from the locker rooms, TV/radio media can access the rooms anytime before a game to set up equipment for use after the game.

WALKING DIRECTIONS FROM PRESS BOX TO STADIUM EXIT: To depart press box after game, take an elevator or the stairs to sideline level (SL). Turn right out of elevator lobby and exit through any "exit" gate, which are to the left of the entrance gates.

CREDENTIALS FOR AWAY GAMES: Place all requests to the attention of Bengals public relations director Jack Brennan. All requests should be faxed (513-621-3570) no later than 10 days before the game. Please specify the types of credentials required — reporter, photographer or otherwise — and note whether locker room access is necessary. Media from outside the Greater Cincinnati region should submit requests to the home team.

HOTEL ACCOMMODATIONS FOR AWAY GAMES: Place all requests to Bengals business manager Bill Connelly (513-621-3550 phone; 513-621-3570 fax) no later than 5 p.m. on the Tuesdays before the games. Please note the types of accommodations required.

— DURING THE WEEK —

MEDIA ROOM: The Bengals have a media workroom at Paul Brown Stadium that is available for media use during business hours. Countertop space, electrical outlets and telephones (analog only) are available.

PRACTICES: All practices are open to the media. Call the Bengals' public relations department for practice times. Media must stand at least eight yards behind the sidelines. Television stations and visiting newsmen may only film the individual warm-up drills during the first 15 minutes of practice. Use of tripods is permitted, but all photographers and videographers are required to stand behind the line of scrimmage during all downfield drills. No equipment of any kind may be placed on the ground.

HEAD COACH INTERVIEWS: The Bengals' head coach is available for interviews in a news conference setting at scheduled times during the week. Call the Bengals' public relations department for times.

LOCKER ROOM/PLAYER INTERVIEWS: The team's locker room at Paul Brown Stadium is open to the media at scheduled times during the week. Call the Bengals' public relations department for times.

TV INTERVIEW ROOM: An interview room for television reporters is available upon request. The room has chairs and electrical outlets for lighting. Background materials are not provided.

BENGALS TV, RADIO & INTERNET



Paul Keels



Anthony Munoz



Brad Johansen



Dave Lapham



Geoff Hobson

— BENGALS PRESEASON TELEVISION —

Paul Keels and Anthony Munoz will team up again in the broadcast booth for this season's games on the Bengals Preseason TV Network. Keels will do play-by-play, with Munoz as the analyst.

For the 14th time in the past 15 years, Cincinnati's WKRC-TV (Channel 12) will be the flagship station of the network. Also on the network are WDTN-TV (Channel 2) in Dayton and WBNS-TV (Channel 10) in Columbus.

Keels, a Cincinnati native, is also currently the voice of the Ohio State Buckeyes for football and basketball. He was the University of Cincinnati's primary football and basketball broadcaster over a period from 1989-98, and was the Bengals' play-by-play voice on radio in 1996.

Munoz, Bengals' Hall of Fame offensive tackle, will be in his fifth season as preseason analyst.

— BENGALS WEEKLY TV SHOW —

The Bengals produce a weekly television show — *Bengals Weekly* — that will air every Sunday morning during the 2002 NFL regular season at 11:30 A.M. on WKRC-TV/Channel 12 in Cincinnati and WDTN-TV/Channel 2 in Dayton.

— BENGALS RADIO NETWORK —

Bengals games will be aired this season on three Clear Channel flagship radio stations in the Cincinnati market. All games will be carried by All Sports 1360 Homer (WCKY-AM) and 92.5 The Fox (WOFX-FM). Also, once the Major League Baseball season is over, games will also be aired on 700 WLW-AM. The Bengals Radio Network includes stations across Ohio as well as in Kentucky and West Virginia.

Brad Johansen, former play-by-play voice on Bengals preseason television, returns for his third season on radio play-by-play. Johansen is sports anchor for Cincinnati's WKRC-TV (CBS/Channel 12).

Dave Lapham, a Bengals offensive lineman from 1974-83, is in his 17th consecutive season as the analyst on Bengals radio broadcasts. He also works as an analyst for college games on TV's Fox network.

As of July 7, the Bengals Radio Network included 22 stations:

OHIO

City	Station	Frequency
Celina	WCSM-AM	1350
	WCSM-FM	96.7
Chillicothe	WBEX-AM	1490
Cincinnati	WCKY-AM	1360
	WOFX-FM	92.5
	WLW-AM	700
Columbus	WTVN-AM	610
Dayton	WTUE-FM	104.7
Findlay	WFIN-AM	1330
Hillsboro	WSRW-AM	1590
Kenton	WKTN-FM	95.3
Lima	WIMA-AM	1150
Marietta	WMOA-AM	1490
Portsmouth	WIOI-AM	1010

OHIO (cont'd)

City	Station	Frequency
Uhrichsville	WBTC-AM	1540
Washington Court House	WMXV-AM	1250

KENTUCKY

Cynthiana	WCYN-FM	102.3
Danville	WHIR-AM	1230
Frankfort	WFKY-AM	1490
Lexington	WLAP-AM	630
Louisville	WXXA-AM	970

WEST VIRGINIA

Huntington	WVHU-AM	800
------------	---------	-----

— BENGALS.COM —

The club's official Web site, *bengals.com*, offers a variety of features, including up-to-the-down live coverage of every game, complete with news stories, sidebars, and analysis. During the season, the site provides breaking news, daily team updates and notes, as well as in-depth conversations with players and coaches, analysis of the upcoming game, and commentary. Geoff Hobson, former Bengals beat reporter for *The Cincinnati Post* and later for *The Cincinnati Enquirer*, is the Web site editor. *Bengals.com* also provides live audio coverage of head coach Dick LeBeau's news conferences during the week, as well as post-game press conferences. During the week, the site hosts audio one-on-one interviews with players and coaches.

Also available on *bengals.com* are the club's roster, depth chart, biographies of coaches and players, as well as information regarding tickets, cheerleaders, and Paul Brown Stadium.

2002 NFL REGULAR SEASON SCHEDULE (All times Eastern)

WEEK 1

THURSDAY, SEPTEMBER 5

San Francisco at N.Y. Giants 8:30

SUNDAY, SEPTEMBER 8

Arizona at Washington 1:00
 Atlanta at Green Bay 1:00
 Baltimore at Carolina 1:00
 Detroit at Miami 1:00
 Indianapolis at Jacksonville 1:00
 Kansas City at Cleveland 1:00
 Minnesota at Chicago 1:00
 N.Y. Jets at Buffalo 1:00
 Philadelphia at Tennessee 1:00
San Diego at Cincinnati 1:00
 New Orleans at Tampa Bay 4:15
 Seattle at Oakland 4:15
 St. Louis at Denver 4:15
 Dallas at Houston 8:30

MONDAY, SEPTEMBER 9

Pittsburgh at New England 9:00
 (OPEN DATE: none)

WEEK 2

SUNDAY, SEPTEMBER 15

Chicago at Atlanta 1:00
Cincinnati at Cleveland 1:00
 Detroit at Carolina 1:00
 Green Bay at New Orleans 1:00
 Jacksonville at Kansas City 1:00
 Miami at Indianapolis 1:00
 New England at N.Y. Jets 1:00
 Tampa Bay at Baltimore 1:00
 Tennessee at Dallas 1:00
 Arizona at Seattle 4:05
 N.Y. Giants at St. Louis 4:05
 Buffalo at Minnesota 4:15
 Denver at San Francisco 4:15
 Houston at San Diego 4:15
 Oakland at Pittsburgh 8:30

MONDAY, SEPTEMBER 16

Philadelphia at Washington 9:00
 (OPEN DATE: none)

WEEK 3

SUNDAY, SEPTEMBER 22

Carolina at Minnesota 1:00
 Cleveland at Tennessee 1:00
 Dallas at Philadelphia 1:00
 Indianapolis at Houston 1:00
 Kansas City at New England 1:00
 New Orleans at Chicago 1:00
 N.Y. Jets at Miami 1:00
 Buffalo at Denver 4:05
 San Diego at Arizona 4:05
 Green Bay at Detroit 4:15
 Seattle at N.Y. Giants 4:15
 Washington at San Francisco 4:15
Cincinnati at Atlanta 8:30

MONDAY, SEPTEMBER 23

St. Louis at Tampa Bay 9:00
 (OPEN DATES: Baltimore, Jacksonville, Oakland, Pittsburgh)

WEEK 4

SUNDAY, SEPTEMBER 29

Carolina at Green Bay 1:00
 Chicago at Buffalo 1:00
 Cleveland at Pittsburgh 1:00
 Dallas at St. Louis 1:00
 Houston at Philadelphia 1:00
 Miami at Kansas City 1:00
 New Orleans at Detroit 1:00
 N.Y. Jets at Jacksonville 1:00
 N.Y. Giants at Arizona 4:05
Tampa Bay at Cincinnati 4:05
 New England at San Diego 4:15
 Tennessee at Oakland 4:15
 Minnesota at Seattle 8:30

MONDAY, SEPTEMBER 30

Denver at Baltimore 9:00

(OPEN DATES: Atlanta, Indianapolis, San Francisco, Washington)

WEEK 5

SUNDAY, OCTOBER 6

Arizona at Carolina 1:00
Cincinnati at Indianapolis 1:00
 New England at Miami 1:00
 N.Y. Giants at Dallas 1:00
 Oakland at Buffalo 1:00
 Pittsburgh at New Orleans 1:00
 Tampa Bay at Atlanta 1:00
 Washington at Tennessee 1:00
 Kansas City at N.Y. Jets 4:05
 San Diego at Denver 4:05
 Philadelphia at Jacksonville 4:15
 St. Louis at San Francisco 4:15
 Baltimore at Cleveland 8:30

MONDAY, OCTOBER 7

Green Bay at Chicago 9:00
 (OPEN DATES: Detroit, Houston, Minnesota, Seattle)

WEEK 6

SUNDAY, OCTOBER 13

Atlanta at N.Y. Giants 1:00
 Baltimore at Indianapolis 1:00
 Buffalo at Houston 1:00
 Carolina at Dallas 1:00
 Detroit at Minnesota 1:00
 Green Bay at New England 1:00
 Jacksonville at Tennessee 1:00
 New Orleans at Washington 1:00
Pittsburgh at Cincinnati 1:00
 Cleveland at Tampa Bay 4:15
 Kansas City at San Diego 4:15
 Oakland at St. Louis 4:15
 Miami at Denver 8:30

MONDAY, OCTOBER 14

San Francisco at Seattle 9:00
 (OPEN DATES: Arizona, Chicago, N.Y. Jets, Philadelphia)

WEEK 7

SUNDAY, OCTOBER 20

Buffalo at Miami 1:00
 Carolina at Atlanta 1:00
 Chicago at Detroit 1:00
 Denver at Kansas City 1:00
 Jacksonville at Baltimore 1:00
 Minnesota at N.Y. Jets 1:00
 Seattle at St. Louis 1:00
 San Francisco at New Orleans 1:00
 Tampa Bay at Philadelphia 1:00
 Houston at Cleveland 4:05
 San Diego at Oakland 4:05
 Dallas at Arizona 4:15
 Washington at Green Bay 4:15

MONDAY, OCTOBER 21

Indianapolis at Pittsburgh 9:00
 (OPEN DATES: Cincinnati, New England, N.Y. Giants, Tennessee)

WEEK 8

SUNDAY, OCTOBER 27

Atlanta at New Orleans 1:00
 Chicago at Minnesota 1:00
 Cleveland at N.Y. Jets 1:00
 Detroit at Buffalo 1:00
 Oakland at Kansas City 1:00
 Pittsburgh at Baltimore 1:00
 Seattle at Dallas 1:00
 Tampa Bay at Carolina 1:00
Tennessee at Cincinnati 1:00
 Arizona at San Francisco 4:05
 Denver at New England 4:15
 Houston at Jacksonville 4:15
 Indianapolis at Washington 8:30

MONDAY, OCTOBER 28

N.Y. Giants at Philadelphia 9:00
 (OPEN DATES: Green Bay, Miami, San Diego, St. Louis)

WEEK 9

SUNDAY, NOVEMBER 3

Baltimore at Atlanta 1:00
Cincinnati at Houston 1:00
 Dallas at Detroit 1:00
 Minnesota at Tampa Bay 1:00
 New England at Buffalo 1:00
 Philadelphia at Chicago 1:00
 Pittsburgh at Cleveland 1:00
 Tennessee at Indianapolis 1:00
 N.Y. Jets at San Diego 4:05
 San Francisco at Oakland 4:15
 St. Louis at Arizona 4:15
 Washington at Seattle 4:15
 Jacksonville at N.Y. Giants 8:30

MONDAY, NOVEMBER 4

Miami at Green Bay 9:00
 (OPEN DATES: Carolina, Denver, Kansas City, New Orleans)

WEEK 10

SUNDAY, NOVEMBER 10

Atlanta at Pittsburgh 1:00
Cincinnati at Baltimore 1:00
 Detroit at Green Bay 1:00
 Houston at Tennessee 1:00
 Indianapolis at Philadelphia 1:00
 New Orleans at Carolina 1:00
 N.Y. Giants at Minnesota 1:00
 San Diego at St. Louis 1:00
 Seattle at Arizona 4:05
 Washington at Jacksonville 4:05
 Kansas City at San Francisco 4:15
 New England at Chicago 4:15
 Miami at N.Y. Jets 8:30

MONDAY, NOVEMBER 11

Oakland at Denver 9:00
 (OPEN DATES: Buffalo, Cleveland, Dallas, Tampa Bay)

WEEK 11

SUNDAY, NOVEMBER 17

Arizona at Philadelphia 1:00
 Baltimore at Miami 1:00
 Buffalo at Kansas City 1:00
Cleveland at Cincinnati 1:00
 Dallas at Indianapolis 1:00
 Green Bay at Minnesota 1:00
 New Orleans at Atlanta 1:00
 Pittsburgh at Tennessee 1:00
 Washington at N.Y. Giants 1:00
 Carolina at Tampa Bay 4:05
 San Francisco at San Diego 4:05
 Denver at Seattle 4:15
 Jacksonville at Houston 4:15
 N.Y. Jets at Detroit 4:15
 New England at Oakland 8:30

MONDAY, NOVEMBER 18

Chicago at St. Louis 9:00
 (OPEN DATE: none)

WEEK 12

SUNDAY, NOVEMBER 24

Atlanta at Carolina 1:00
 Buffalo at N.Y. Jets 1:00
Cincinnati at Pittsburgh 1:00
 Cleveland at New Orleans 1:00
 Detroit at Chicago 1:00
 Green Bay at Tampa Bay 1:00
 Jacksonville at Dallas 1:00
 Minnesota at New England 1:00
 San Diego at Miami 1:00
 Tennessee at Baltimore 1:00
 Kansas City at Seattle 4:05
 Oakland at Arizona 4:05
 N.Y. Giants at Houston 4:15
 St. Louis at Washington 4:15
 Indianapolis at Denver 8:30

MONDAY, NOVEMBER 25

Philadelphia at San Francisco 9:00
 (OPEN DATE: none)

(continued)

WEEK 13

THURSDAY, NOVEMBER 28

New England at Detroit	12:30
Washington at Dallas	4:05

SUNDAY, DECEMBER 1

Arizona at Kansas City	1:00
Atlanta at Minnesota	1:00
Baltimore at Cincinnati	1:00
Carolina at Cleveland	1:00
Chicago at Green Bay	1:00
Miami at Buffalo	1:00
Pittsburgh at Jacksonville	1:00
Tennessee at N.Y. Giants	1:00
Denver at San Diego	4:05
Houston at Indianapolis	4:05
Seattle at San Francisco	4:15
St. Louis at Philadelphia	4:15
Tampa Bay at New Orleans	8:30

MONDAY, DECEMBER 2

N.Y. Jets at Oakland	9:00
----------------------	------

(OPEN DATE: none)

WEEK 14

SUNDAY, DECEMBER 8

Atlanta at Tampa Bay	1:00
Houston at New England	1:00
Cincinnati at Carolina	1:00
Cleveland at Jacksonville	1:00
Houston at Pittsburgh	1:00
Indianapolis at Tennessee	1:00
N.Y. Giants at Washington	1:00
San Francisco at Dallas	1:00
St. Louis at Kansas City	1:00
Detroit at Arizona	4:05
New Orleans at Baltimore	4:05
Philadelphia at Seattle	4:05
Denver at N.Y. Jets	4:15
Oakland at San Diego	4:15
Minnesota at Green Bay	8:30

MONDAY, DECEMBER 9

Chicago at Miami	9:00
------------------	------

(OPEN DATE: none)

WEEK 15

SUNDAY, DECEMBER 15

Baltimore at Houston	1:00
Carolina at Pittsburgh	1:00
Indianapolis at Cleveland	1:00
Jacksonville at Cincinnati	1:00
Minnesota at New Orleans	1:00
N.Y. Jets at Chicago	1:00
Oakland at Miami	1:00
San Diego at Buffalo	1:00
Seattle at Atlanta	1:00
Tampa Bay at Detroit	1:00
Washington at Philadelphia	1:00
Kansas City at Denver	4:05
Dallas at N.Y. Giants	4:15
Green Bay at San Francisco	4:15
Arizona at St. Louis	8:30

MONDAY, DECEMBER 16

New England at Tennessee	9:00
--------------------------	------

(OPEN DATE: none)

WEEK 16

SATURDAY, DECEMBER 21

Miami at Minnesota	1:30
San Francisco at Arizona	5:00
Philadelphia at Dallas	8:30

SUNDAY, DECEMBER 22

Buffalo at Green Bay	1:00
Chicago at Carolina	1:00
Detroit at Atlanta	1:00
Houston at Washington	1:00
New Orleans at Cincinnati	1:00
N.Y. Giants at Indianapolis	1:00
San Diego at Kansas City	1:00
Tennessee at Jacksonville	1:00
St. Louis at Seattle	4:05
Cleveland at Baltimore	4:15
Denver at Oakland	4:15
N.Y. Jets at New England	8:30

MONDAY, DECEMBER 23

Pittsburgh at Tampa Bay	9:00
-------------------------	------

(OPEN DATE: none)

WEEK 17

SATURDAY, DECEMBER 28

Philadelphia at N.Y. Giants	1:30
Kansas City at Oakland	5:00

SUNDAY, DECEMBER 29

Atlanta at Cleveland	1:00
Baltimore at Pittsburgh	1:00
Carolina at New Orleans	1:00
Cincinnati at Buffalo	1:00
Dallas at Washington	1:00
Miami at New England	1:00
Minnesota at Detroit	1:00
Tennessee at Houston	1:00
Jacksonville at Indianapolis	4:05
Arizona at Denver	4:15
Green Bay at N.Y. Jets	4:15
Seattle at San Diego	4:15
Tampa Bay at Chicago	8:30

MONDAY, DECEMBER 30

San Francisco at St. Louis	9:00
----------------------------	------

(OPEN DATE: none)

POSTSEASON

SATURDAY & SUNDAY, JANUARY 4 & 5

AFC & NFC Wild Card Playoffs

SATURDAY & SUNDAY, JANUARY 11 & 12

AFC & NFC Divisional Playoffs

SUNDAY, JANUARY 19

AFC & NFC Championship Games

SUNDAY, JANUARY 26

Super Bowl XXXVII in San Diego

MONDAY, FEBRUARY 3

AFC-NFC Pro Bowl in Honolulu
(date is subject to change)

BENGALS FUTURE OPPONENTS

The NFL has announced the regular-season scheduling rotation for all teams through 2009. The rotation sets 14 of the 16 opponents for each team in each season.

The 14 opponents will be common to all teams in a division. Only two of a team's 16 games may involve opponents not common to other divisional foes, as two games will be determined each year based on the previous season's standings. For an explanation of the scheduling formula, please see page 136.

Following is a list of the 14 known opponents for each Bengals season from 2003 through 2009:

2003

Home: Baltimore, Cleveland, Pittsburgh, Denver, Kansas City, San Francisco, Seattle.

Away: Baltimore, Cleveland, Pittsburgh, Oakland, San Diego, Arizona, St. Louis.

2004

Home: Baltimore, Cleveland, Pittsburgh, Buffalo, Miami, Dallas, NY Giants.

Away: Baltimore, Cleveland, Pittsburgh, New England, NY Jets, Philadelphia, Washington.

2005

Home: Baltimore, Cleveland, Pittsburgh, Houston, Indianapolis, Green Bay, Minnesota.

Away: Baltimore, Cleveland, Pittsburgh, Jacksonville, Tennessee, Chicago, Detroit.

2006

Home: Baltimore, Cleveland, Pittsburgh, Oakland, San Diego, Atlanta, Carolina.

Away: Baltimore, Cleveland, Pittsburgh, Denver, Kansas City, New Orleans, Tampa Bay.

2007

Home: Baltimore, Cleveland, Pittsburgh, New England, NY Jets, Arizona, St. Louis.

Away: Baltimore, Cleveland, Pittsburgh, Buffalo, Miami, San Francisco, Seattle.

2008

Home: Baltimore, Cleveland, Pittsburgh, Jacksonville, Tennessee, Philadelphia, Washington.

Away: Baltimore, Cleveland, Pittsburgh, Houston, Indianapolis, Dallas, NY Giants.

2009

Home: Baltimore, Cleveland, Pittsburgh, Denver, Kansas City, Chicago, Detroit.

Away: Baltimore, Cleveland, Pittsburgh, Oakland, San Diego, Green Bay, Minnesota.

2001 NFL INDIVIDUAL LEADERS

— RUSHING —

PLAYER	ATT	YDS	AVG	LG	TD
Holmes, Priest, K.C.	327	1555	4.8	41	8
Martin, Curtis, NYJ	333	1513	4.5	47	10
Davis, Stephen, Wash.	356	1432	4.0	32	5
Green, Ahman, G.B.	304	1387	4.6	83t	9
Faulk, Marshall, St.L.	260	1382	5.3	71t	12
Alexander, Shaun, Sea.	309	1318	4.3	88t	14
Dillon, Corey, Cin.	340	1315	3.9	96t	10
Williams, Ricky, N.O.	313	1245	4.0	46	6
Tomlinson, LaDainian, S.D.	339	1236	3.6	54	10
Hearst, Garrison, S.F.	252	1206	4.8	43t	4

— RECEIVING —

PLAYER	NO	YDS	AVG	LG	TD
Smith, Rod, Den.	113	1343	11.9	65t	11
Smith, Jimmy, Jax.	112	1373	12.3	35t	8
Harrison, Marvin, Ind.	109	1524	14.0	68	15
Johnson, Keyshawn, T.B.	106	1266	11.9	47	1
Brown, Troy, N.E.	101	1199	11.9	60t	5
Booker, Marty, Chi.	100	1071	10.7	66t	8
Boston, David, Ariz.	98	1598	16.3	61t	8
Ward, Hines, Pitt.	94	1003	10.7	34	4
McCardell, Keenan, Jax.	93	1110	11.9	45	6
Owens, Terrell, S.F.	93	1412	15.2	60t	16

— RECEIVING YARDS —

PLAYER	YDS	NO	AVG	LG	TD
Boston, David, Ariz.	1598	98	16.3	61t	8
Harrison, Marvin, Ind.	1524	109	14.0	68	15
Owens, Terrell, S.F.	1412	93	15.2	60t	16
Smith, Jimmy, Jax.	1373	112	12.3	35t	8
Holt, Torry, St.L.	1363	81	16.8	51	7
Smith, Rod, Den.	1343	113	11.9	65t	11
Johnson, Keyshawn, T.B.	1266	106	11.9	47	1
Horn, Joe, N.O.	1265	83	15.2	56	9
Moss, Randy, Minn.	1233	82	15.0	73t	10
Brown, Troy, N.E.	1199	101	11.9	60t	5

— INTERCEPTIONS —

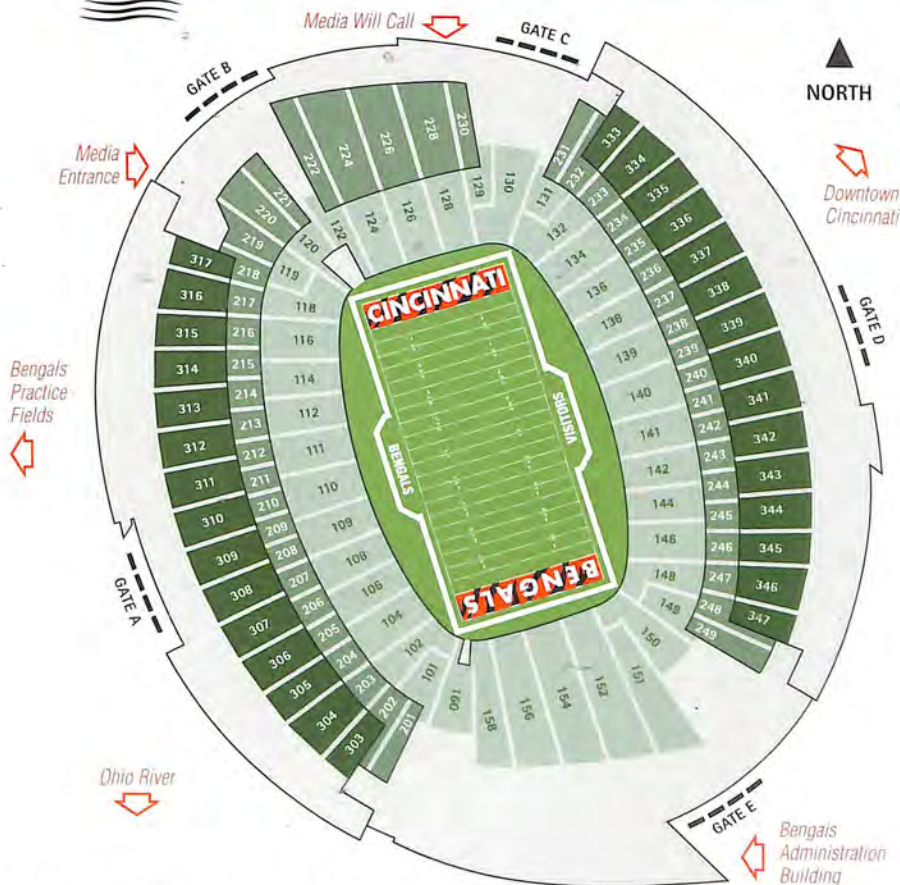
PLAYER	INT	YDS	AVG	LG	TD
Barber, Ronde, T.B.	10	86	8.6	36t	1
Henry, Anthony, Cle.	10	177	17.7	97t	1
Lassiter, Kwamie, Ariz.	9	80	8.9	25	0
O'Neal, Delta, Den.	9	115	12.8	42	0
Evans, Doug, Car.	8	126	15.8	49	1
McNeil, Ryan, S.D.	8	55	6.9	33	0
Bronson, Zack, S.F.	7	165	23.6	97t	2
Plummer, Ahmed, S.F.	7	45	6.4	24	0
Abraham, Donnie, T.B.	6	98	16.3	46	0
Bly, Dre', St.L.	6	150	25.0	93t	2
Knight, Sammy, N.O.	6	114	19.0	40	0
Sharper, Darren, G.B.	6	78	13.0	23	0

— PASSING —

PLAYER	ATT	CMP	PCT CMP	YDS YDS	YDS/ ATT	TD	PCT TD	LG	INT	PCT INT	YDS SKS	LOST	RAT
Warner, Kurt, St.L.	546	375	68.7	4830	8.85	36	6.6	65t	22	4.0	38	233	101.4
Gannon, Rich, Oak.	549	361	65.8	3828	6.97	27	4.9	49	9	1.6	27	155	95.5
Garcia, Jeff, S.F.	504	316	62.7	3538	7.02	32	6.3	61t	12	2.4	26	114	94.8
Favre, Brett, G.B.	510	314	61.6	3921	7.69	32	6.3	67t	15	2.9	22	151	94.1
McNair, Steve, Tenn.	431	264	61.3	3350	7.77	21	4.9	71t	12	2.8	37	251	90.2
Brady, Tom, N.E.	413	264	63.9	2843	6.88	18	4.4	91t	12	2.9	41	216	86.5
McNabb, Donovan, Phil.	493	285	57.8	3233	6.56	25	5.1	64t	12	2.4	39	273	84.3
Manning, Peyton, Ind.	547	343	62.7	4131	7.55	26	4.8	86t	23	4.2	29	232	84.1
Chandler, Chris, Atl.	365	223	61.1	2847	7.80	16	4.4	94t	14	3.8	41	261	84.1
Brunell, Mark, Jax.	473	289	61.1	3309	7.00	19	4.0	44	13	2.7	57	387	84.1



Paul Brown Stadium Seating and Ticket Information



Paul Brown Stadium seats 65,341 for Bengals games. Single-game ticket information is available by visiting the team's Web site at www.bengals.com. Fans can purchase single-game tickets, which range in price from \$35-\$54, in any of the following three ways:

1) In person from 9 a.m.-5 p.m. Monday through Friday at the Bengals ticket office, located in the team's administrative offices on the Plaza Level near Gate E on the southeast side of the stadium. On game days, the ticket office is located on the Plaza Level between Gates B and C on the north side of the stadium, opening four hours prior to kickoff for day-of-game ticket purchases. Tickets also can be purchased in person at any area TicketMaster outlet.

2) By telephone by contacting the Bengals ticket office at (513) 621-TDTD (8383) or TicketMaster at (513) 562-4949.

3) Online by visiting www.bengals.com or www.ticketmaster.com.

For information about season tickets, contact the Bengals ticket office at (513) 621-TDTD (8383) or visit www.bengals.com. For information about club seats, private suites and hospitality opportunities, contact the team's premium seat sales department at (513) 621-3550 (ext. 2352) or visit www.bengals.com.

Paul Brown Stadium seating elevations are divided into three primary levels. The capacities and price ranges:

SEATING AREA	*NO. OF SEATS	*TICKET PRICE
Field Level (light green sections in above diagram)	28,383	\$44-\$54
Club Level (medium green; includes private suites)	17,628	\$35-\$54
Canopy Level (dark green)	19,330	\$39-\$49
	65,341	\$35-\$54

*NOTE: Price ranges listed are for non-premium, single-game tickets only. For information about the pricing of club seats, private suites and hospitality opportunities, contact the Bengals' premium seat sales department at (513) 621-3550 (ext. 2352). The stadium capacity listed does not include additional standing room seats in private suites, or wheelchair-accessible seating locations.


"At my bank,
Free Checking
really is FREE!"

Call 1-888-246-9142

or visit

providentbank.com

to open an
account today!



Provident
Bank 

Member FDIC